

VOLVO
for life



VOLVO
WIRING DIAGRAM V70/V70R/XC70/XC90

TP 3977202
2005

Vehicles with SRS (Airbag)/SIPS bag/ IC (Inflatable curtain)

Warning!

Extra caution must be exercised when working on vehicles equipped with SRS/SIPS bag/IC in order to avoid:

1. Personal injuries when performing repair work.
2. Damage or malfunction of the SRS/SIPS bag/IC system.

Work involving the SRS/SIPS bag/IC systems or other components in the vehicle that may affect the SRS/SIPS bag/IC systems must always be performed by an authorized Volvo workshop.

In case of doubt, consult the SRS and SIPS bag/IC service manual.

Is the vehicle equipped with SRS/SIPS bag/IC ?

Vehicles with SRS are most easily recognized by the letters SRS in the center of the steering wheel. If the vehicle also has a passenger side airbag, the letters SRS are stamped on the dashboard above the glove compartment. SRS vehicles from 1993 and onward also have explosive seat belt tensioners. SIPS bags are only installed on SRS vehicles from 1995 and onward. SIPS bag decals are located on the windshield and seat compartment. Vehicles with IC can be recognized by the letters IC on the C/D panel (4 door) or the B panel (5 door).

General recommendations

- Be especially careful when working on or around SRS, SIPS, and IC components.
- Make sure that no wires are pinched, frayed, or pierced.
- Never fit accessories by the sensors.
- Where applicable, work on the steering wheel, steering shaft, or steering gear must be done in accordance with the methods in the SRS section of VADIS.
- Certain components of the aforementioned systems must be grounded while working. Read the appropriate sections in VADIS.
- Do not install any accessories in the areas between the A and B-pillars, the B and C-pillars, and the C and D-pillars.

Test terminal

Fuse in cargo compartment auxiliary fuse box

Changes introduced up to and including June 2004

Any changes made to the vehicle after this date are not included in the manual. If necessary, refer to service bulletins.

Volvo models are sold in versions adapted for different markets. These adaptations depend on factors such as legal requirements, taxation, and market demands.

This manual may therefore include illustrations and text that do not apply to the vehicles in your country.

Order number TP 3977202

Replaces previous publication 3977201 Electronic Wiring Diagram (EWD) TP 3978001
Volvo retains the right to make amendments

Table of Contents 1:2

Vehicles with SRS (Airbag)/SIPS bag/ IC (Inflatable curtain)	2
Abbreviations	5
How to use the wiring diagrams 1:2.....	6
Electrical distribution 1:2 V70	8
Electrical distribution 1:2 XC90.....	10

Fuses

Engine compartment 11A/1-8.....	12
Engine compartment 11B/1-6.....	13
Engine compartment 11B/8-23.....	14
Passenger compartment 11C/1-4.....	15
Passenger compartment 11C/5-8.....	16
Passenger compartment 11C/9-14.....	17
Cargo compartment 11E/1-7 & 11F/1-2.....	18
Central Electronic Module (CEM) F1-F16.....	19
Central Electronic Module (CEM) F17-F34.....	20
Rear Electronic Module (REM) F1-F19	21
Rear Electronic Module (REM) F20-F38	22

Relays

Ignition and relays.....	23
Engine compartment FMA2 - FST3.....	24
Other relays	25

Ground connections

Overview.....	26
31/1 - 31/46	27
31/47 - 31/70	28
31/72 - 31/83	29
31/84 - 31/91	30
31/93 - 31/94	31
31/95 - 31/118	32
31/120	33

Control modules

Overview positions V70	34
Overview designations V70	35
Overview positions XC90.....	36
Overview designations XC90.....	37
Central Electronic Module (CEM) 1:2	38
Rear Electronic Module (REM) 1:2	40
High speed CAN data communication.....	42
Low speed CAN data communication V70	43
Low speed CAN data communication XC90.....	44
LIN data communication 1:2.....	45
Data communication MOST, XC90.....	47

Group 23 Fuel system

Engine management system, 5-cyl 1:2.....	48
Engine management system, 5-cyl Turbo 1:2	50
Engine management system, 6-cyl 1:2.....	52
Engine management system, Bi-fuel 1:2.....	54
Engine management system, Diesel 1:2	56
Emission control, 5-cyl.....	58
Emission control, 5-cyl Turbo & 6-cyl Turbo	59

Group 26 Cooling system

Cooling fan.....	60
------------------	----

Group 27 Engine control

Cruise control	61
----------------------	----

Group 32 Generator and voltage regulator

Power supply	62
--------------------	----

Group 33 Starting system

Starting system	63
-----------------------	----

Group 35 Lighting

High and low beams/Bi-Xenon & Daytime running lights V70	64
High and low beams/Bi-Xenon & Daytime running lights XC90	65
Fog lights	66
Brake lights	67
Reversing lights	68
Home safe lighting	69
Running/parking lights, tail lights & license plate lighting V70	70
Position/parking lights, tail lights & license plate lighting XC90	71
Interior lighting V70.....	72
Interior lighting XC90	73
Beam length adjustment V70.....	74
Beam length adjustment XC90	75
Auxiliary light.....	76

Group 36 Additional electrical equipment

Rain sensor.....	77
Direction indicators and flashing hazard lights V70 ...	78
Direction indicators and hazard warning flashers XC90	79
Wipers/washers, windshield.....	80
Wiper/Washer Headlights V70.....	81
High pressure headlight washer	82
Wiper/washer, rear window.....	83
Horn	84
Electronic immobilizer	85
Anti-theft alarm V70	86
Anti-theft alarm XC90.....	87
Accessory Electronic Module (AEM) 1:2.....	88
Parking assistance.....	90

Group 37 Wiring and fuses

Diagnostics system.....	91
12V outlet.....	92
Cable harness tow hitch, 4-pin.....	93
Tow hitch cable harness, 4/7-pin	94
Tow hitch cable harness, 7-pin	95
Tow hitch cable harness, 13-pin	96

Group 38 Instruments

Seat belt reminder	97
Driver information module.....	98
Driver information module Bi-fuel.....	99

Group 39 Other

Audio V70	100
Audio XC90.....	101
Audio with extra amplifier V70 1:2	102

Table of Contents 2:2

Road Traffic Information (RTI) V70.....	104
Road Traffic Information (RTI) XC90.....	105
Handsfree V70.....	106
Handsfree XC90.....	107
CD-Changer V70.....	108
CD/MD player XC90.....	109
Cellular phone V70.....	110
Subwoofer XC90.....	111
Infotainment XC90.....	112
Rear Seat Entertainment, XC90.....	113
Rear Seat Entertainment, XC90 1:2.....	114

Group 43 Transmission

Automatic transmission AW55-50/51SN/AW50/51	
AWD.....	116
Automatic transmission, 4T65AWD.....	117
Geartronic.....	118
Shift lock.....	119
Differential Electronic Module (DEM).....	120

Group 59 Brake system

Brake control system.....	121
---------------------------	-----

Group 64 Steering

Electronic power steering.....	122
--------------------------------	-----

Group 76 Shock absorbers

Four-C V70.....	123
-----------------	-----

Group 83 Doors and openings

Central locking system V70.....	124
Central locking system XC90.....	125
Power windows.....	126
Power sunroof.....	127

Group 84 Exterior decorative elements etc.

Power door mirrors.....	128
Heated door mirrors.....	129
Heated rear window.....	130

Group 85 Interior equipment

Power driver's seat.....	131
Power passenger seat.....	132
Heated seats.....	133

Group 87 Climate controls

Climate control system 1:2.....	134
Parking heater, auxiliary heater.....	136
Relay, electric engine heater.....	137
Parking heater, remote start.....	138
Parking heater, Call start.....	139
Short stop heater.....	140
Rear climate control system XC90.....	141

Group 88 Internal equipment

Remote garage door opener.....	142
Supplemental Restraint System (SRS) V70.....	143
Supplemental Restraint System (SRS) XC90.....	144

Connectors..... 145

Junction points172

Cable harnesses' routing in vehicle

Engine harness Gasoline.....	183
Engine harness Diesel.....	184
Engine compartment harness LHD, V70.....	185
Engine compartment harness RHD, V70.....	186
Engine compartment harness LHD, XC90.....	187
Engine compartment harness RHD, XC90.....	188
Passenger compartment harness LHD, V70.....	189
Passenger compartment harness RHD, V70.....	190
Passenger compartment harness LHD, XC90.....	191
Passenger compartment harness RHD, XC90.....	192
Cargo compartment harness V70.....	193
Cargo compartment harness XC90.....	194
Roof harness & Inflatable curtain harness V70.....	195
Tailgate harness V70.....	195
Roof harness XC90.....	196
Tailgate harness XC90.....	196
Harness, doors V70.....	197
Harness, doors XC90.....	198
Harnesses Bi-Fuel V70.....	199
Rear Seat Entertainment XC90.....	200

Component illustrations201

Index 274

List of components 1:6276

Explanations

Abbreviations

Groups

Group 23	= Fuel system
Group 26	= Cooling system
Group 27	= Engine controls
Group 32	= Generator and voltage regulator
Group 33	= Starting system
Group 35	= Lighting
Group 36	= Additional electrical equipment
Group 37	= Wiring and fuses
Group 38	= Instruments
Group 39	= Other
Group 43	= Transmission
Group 59	= Brake system
Group 64	= Steering
Group 76	= Shock absorbers
Group 83	= Doors and openings
Group 84	= Exterior decorative elements etc.
Group 85	= Interior equipment
Group 87	= Climate controls
Group 88	= Internal equipment

Ignition switch symbols

X	= Accessories (audio position)
S	= Powered upon insertion of key
15	= The switch remains connected during start
15I	= Contact is broken while starting
30	= Constant power from the battery
50	= Start

Countries/Markets

A	= Austria
AUS	= Australia
B	= Belgium
CDN	= Canada
CH	= Switzerland
D	= Germany
DK	= Denmark
E	= Spain
EU/OS	= Markets outside USA and Canada
FIN	= Finland
GB	= Great Britain
ISR	= Israel
J	= Japan
KOR	= Korea
N	= Norway
NL	= Netherlands
S	= Sweden
USA	= United States of America
WEU	= Western Europe

Other

ACC	= Accessory
AMP	= Amplifier
AUDIO	= Audio system
AUTO	= Automatic transmission
Bi-X	= Bi-Xenon
CEM	= Central Electronic Module
DRL	= Daytime Running Lights
DSTC	= Dynamic Stability Traction Control
ECC	= Electronic climate control system
ECPS	= Electronic power steering
EXC	= Exclusive
EXT. D	= Extended electrical distribution
HISPEED	= High speed data bus
LH	= Left-hand side
LHD	= Left-hand drive
LOSPEED	= Low speed data bus
MAN	= Manual transmission
OPN	= Option (factory-installed)
PCL	= Power Child Lock
PETROL	= Gasoline
REM	= Rear Electronic Module
RH	= Right-hand side
RHD	= Right-hand drive
RTI	= Road Traffic Information
SRS	= Airbag
SUBWOOF	= Bass speaker
SULEV	= Super Ultra Low Emission Vehicle
SUM	= Suspension Module (SUM)
T	= Turbo engine
ULEV	= Ultra Low Emission Vehicle
W/O	= Without
5CYL	= 5-cylinder engine
6CYL	= 6-cylinder engine

Colors

BL	= Blue
BN	= Brown
GN	= Green
GR	= Gray
LBL	= Light Blue
LGN	= Light Green
OR	= Orange
P	= Pink
R	= Red
SB	= Black
VO	= Violet
W	= White
Y	= Yellow

How to use the wiring diagrams 1:2

The descriptions below apply in general to all wiring diagram manuals, although not all sections are necessarily contained in this manual.

A. Component designation

Every component has a component designation that consists of two parts.

The first part is a type number that describes the type of component in question, for example 3/xx.

The second part of the designation is a serial number, e.g. x/2.

Combined these give a component designation, for example 3/2.

At the end of the manual is a list of components, where, with the help of the component designation, you can read off the name of the component, for example, 3/2 = light switch.

List of type numbers

The list shows which type of component that respective type numbers refer to, for example, 3/x = switch, 6/x = electric motor, etc.

1	Battery
2	Relay
3	Switch
4	Control module
5	Driver Information Module
6	Electric motor
7	Sensor
8	Actuator
9	Heating element
10	Light
11	Fuse
15	Electrical distribution rail/box
16	Audio
17	Service/diagnostics
18	Contact reel
19	Meter
20	Ignition component/shunt
26	Converter
27	Optics
31	Ground connection
53	Junction point
54	Connector

B. Junction points

The wiring diagrams contain numbered junction points, e.g. 53/352.

This manual contains a section with a list of junction points. This list shows all the components which are connected to each junction point.

The location of the junction points is shown in the "Cable harness routing in vehicle" section.

C. Connectors

Connectors provide a bridge between two cable harnesses and are described in the "Connectors" section.

D. Electrical distribution

Operation of the fuses and relays is shown in the "Electrical distribution" section.

E. Data communication

Today's cars are equipped with CAN, LIN & MOST networks that transmit information. Connections to these networks are shown in their entirety on the respective wiring diagram. Complete information on Data communication can be found in the section entitled "Control modules".

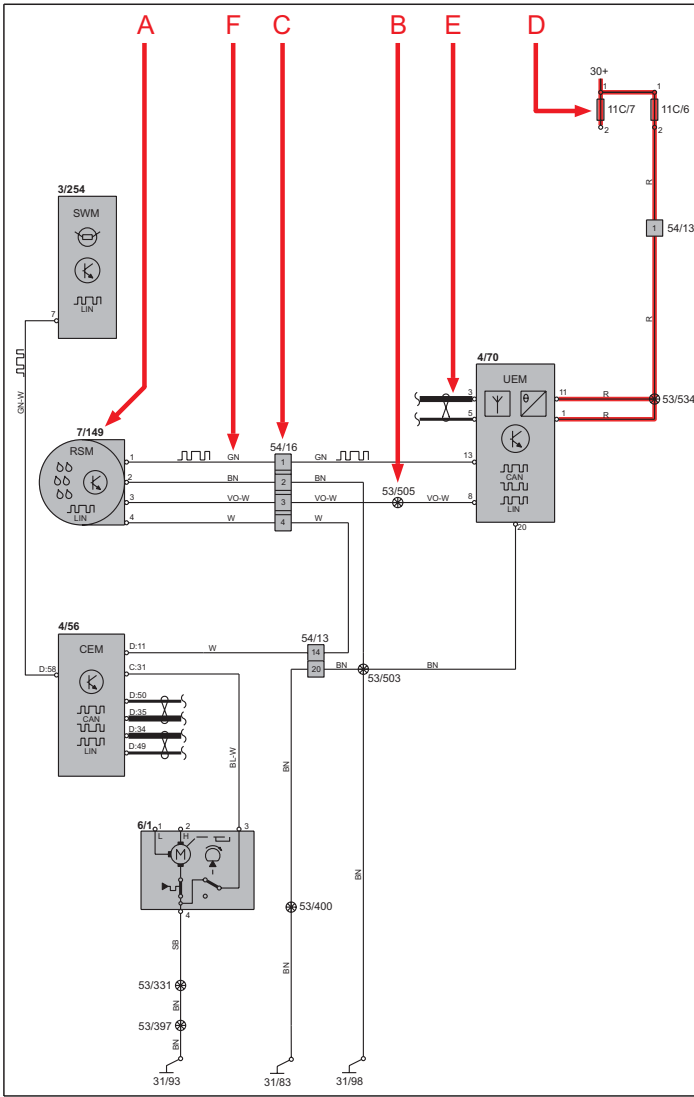
F. Abbreviations

A number of different abbreviations are used in the manual. These are explained in the section "Abbreviations".























G. Component location

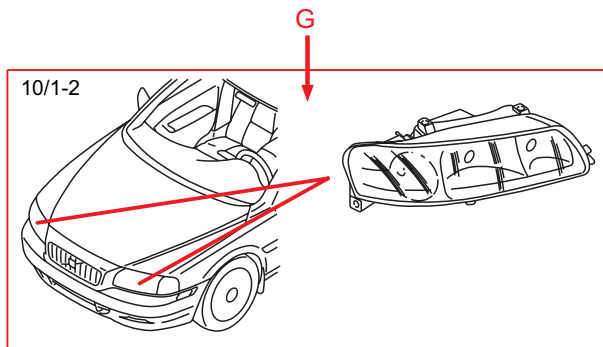
There is a section at the end of the manual in which the appearance and location of components is described in numerical order.

How to use the wiring diagrams 2:2



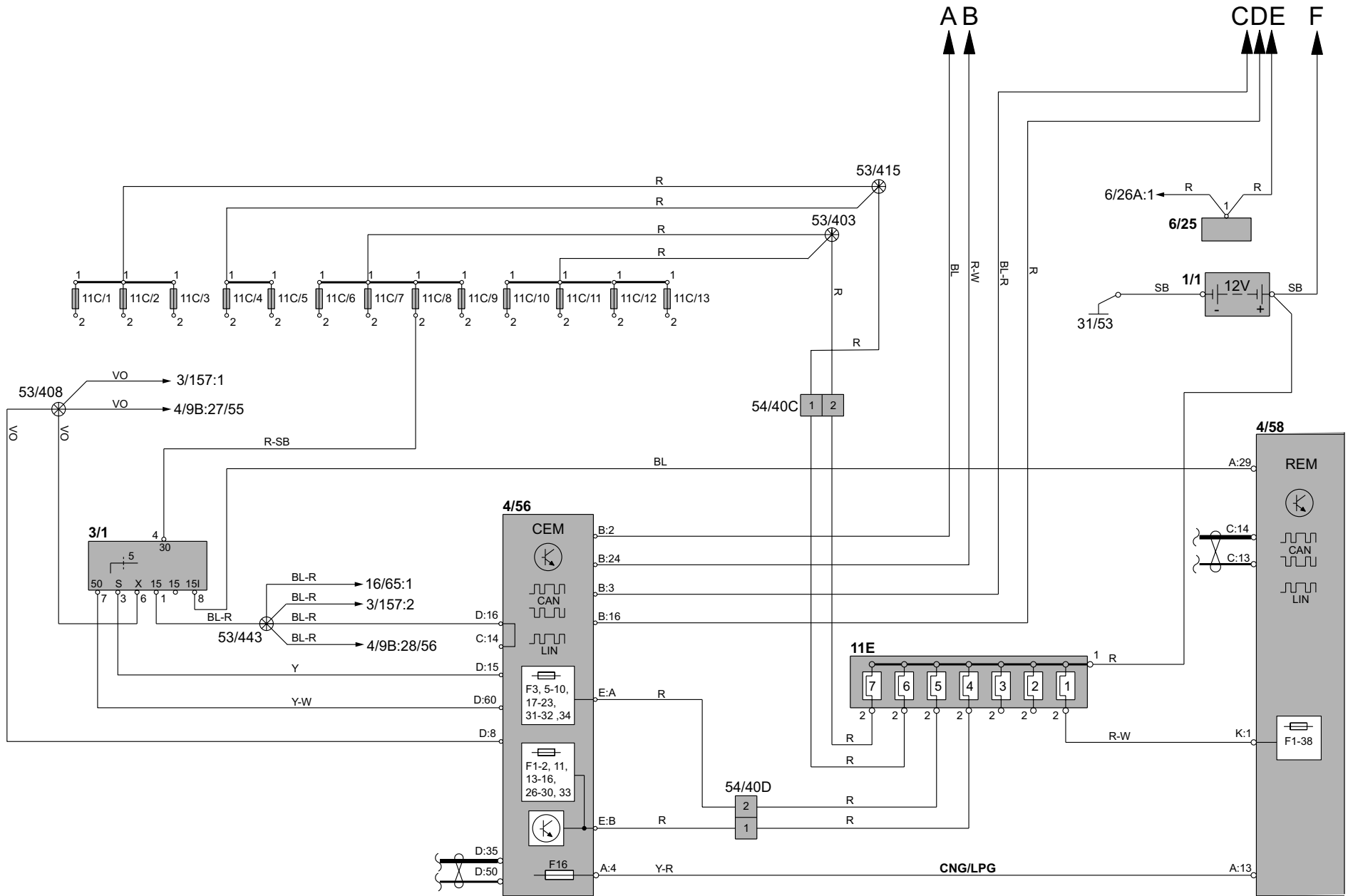
List of symbols

-  = System voltage
-  = Ground connection via wiring
-  = Ground connection in component/chassis
-  = Screened wire
-  = Junction point
-  = Twisted cable
-  = Electrical connection
-  = Variant
-  = CAN communication
-  = CAN high data signal (CAN H)
-  = CAN low data signal (CAN L)
-  = LIN communication
-  = LIN communication
-  = DIN cable, coaxial cable, etc.
-  = Data communication
-  = CAN communication
-  = MOST communication
-  = MOST communication
-  = Connection with distribution box
-  = Further connection to...
-  = Connector between cable harnesses
-  = Connector connected in component

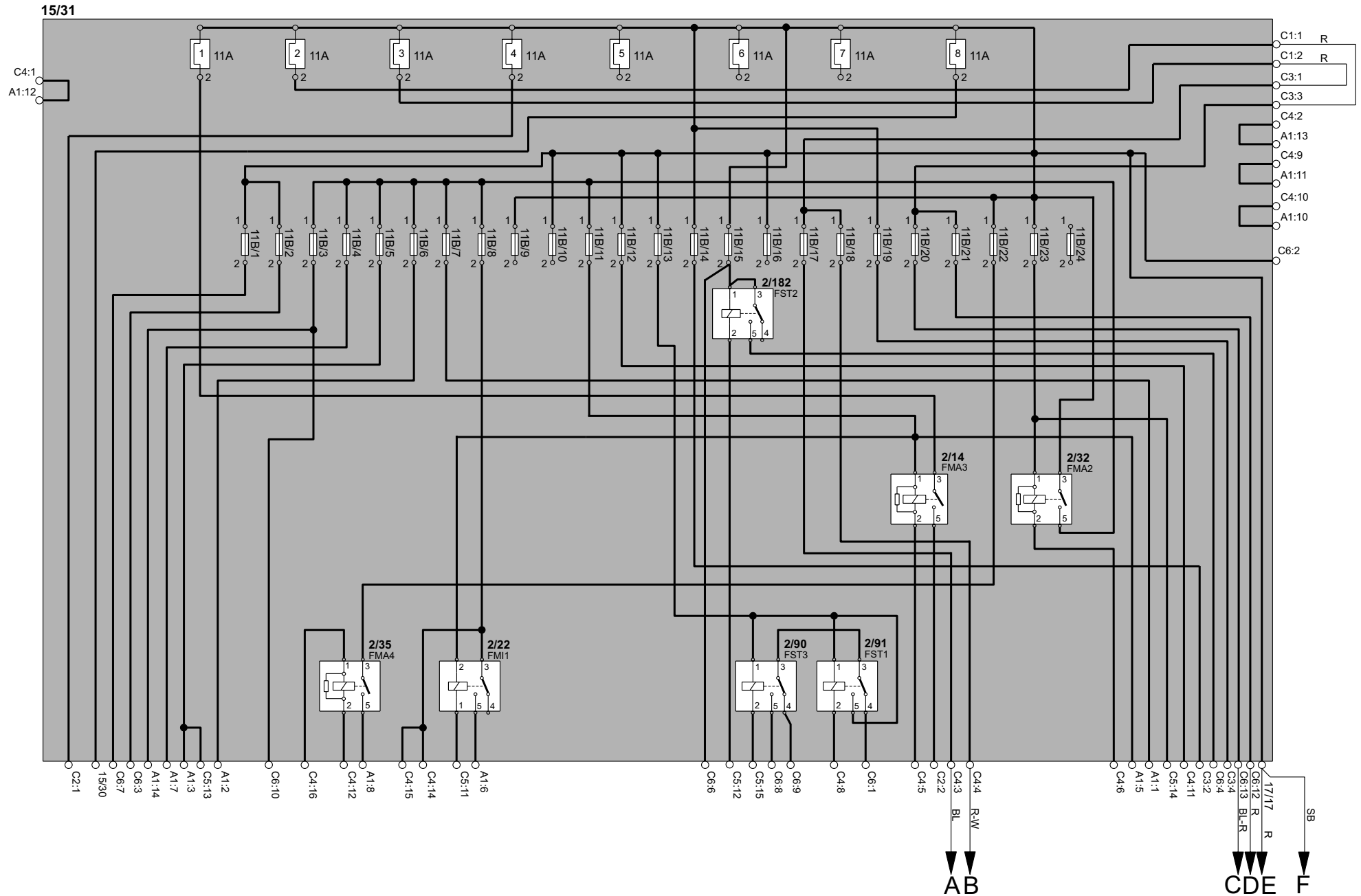


Electrical distribution 2:2 V70

Overview

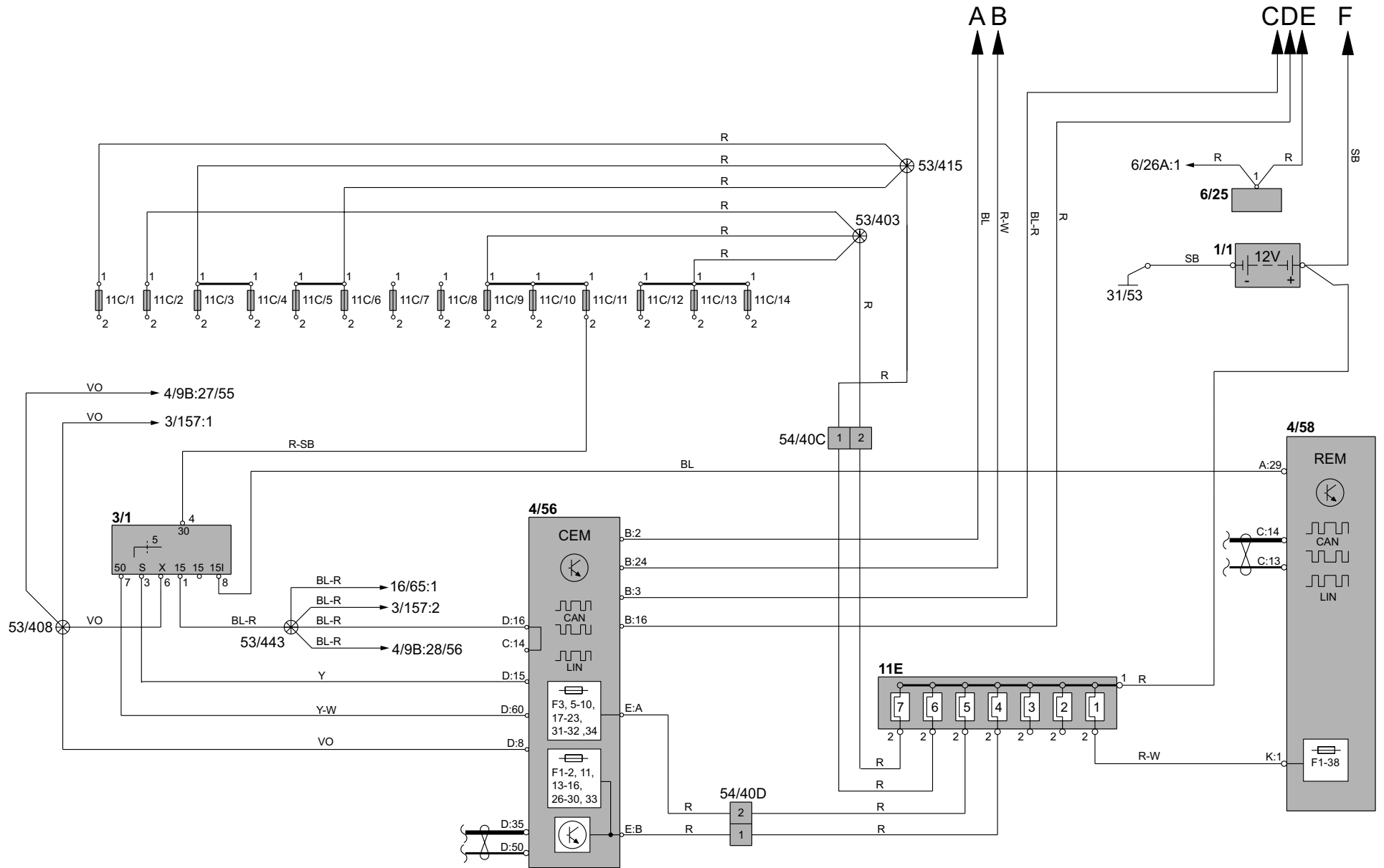


Electrical distribution 1:2 XC90 Overview



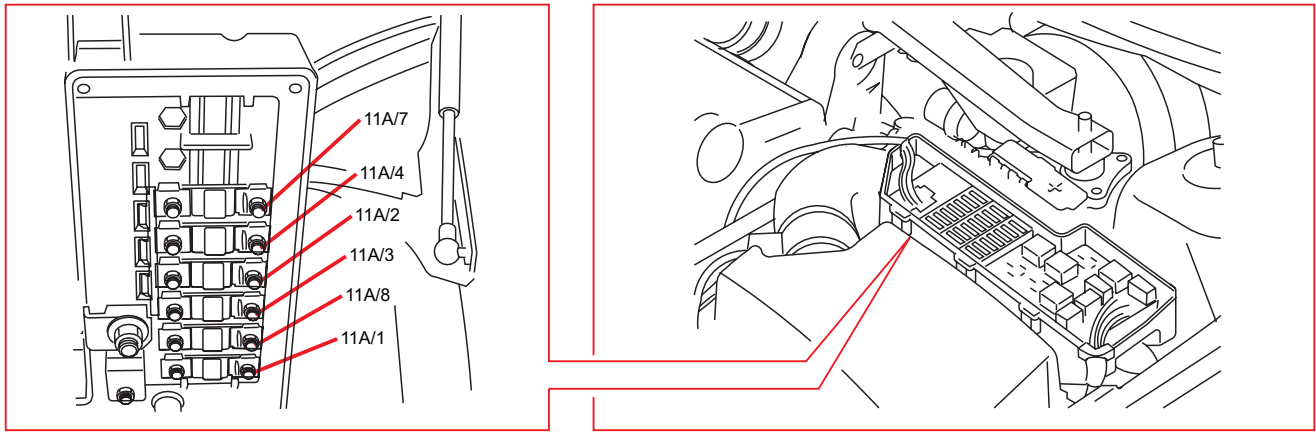
Electrical distribution 2:2

Overview XC90



Fuses

Engine compartment 11A/1-8

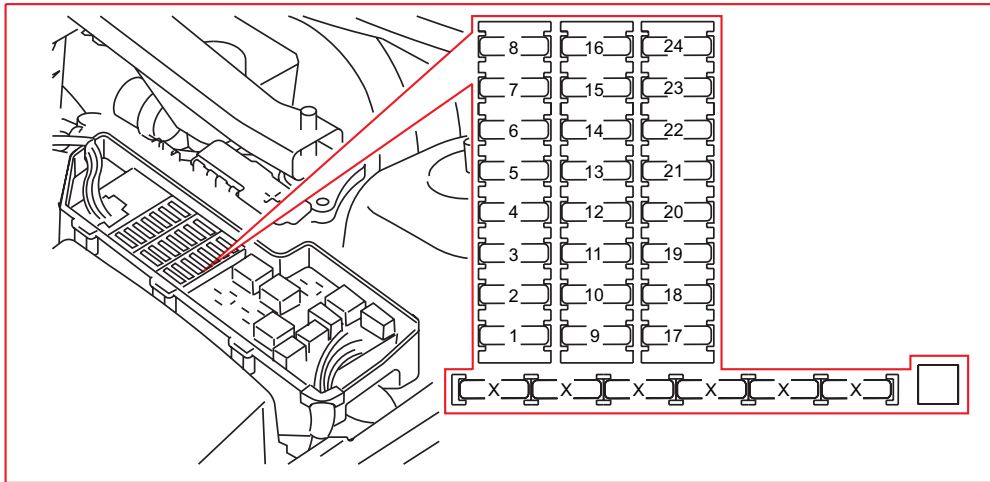


11A Fuses in engine compartment

No.	Fuse function	via	A
1	20/22-26 Glow plug	2/14	60
2	11B/20-21 Fuses in engine compartment fuse box	-	40
3	11B/17-18 Fuses in engine compartment fuse box	-	40
8	6/29 Motor, cooling fan	4/71	60

Fuses

Engine compartment 11B/1-6

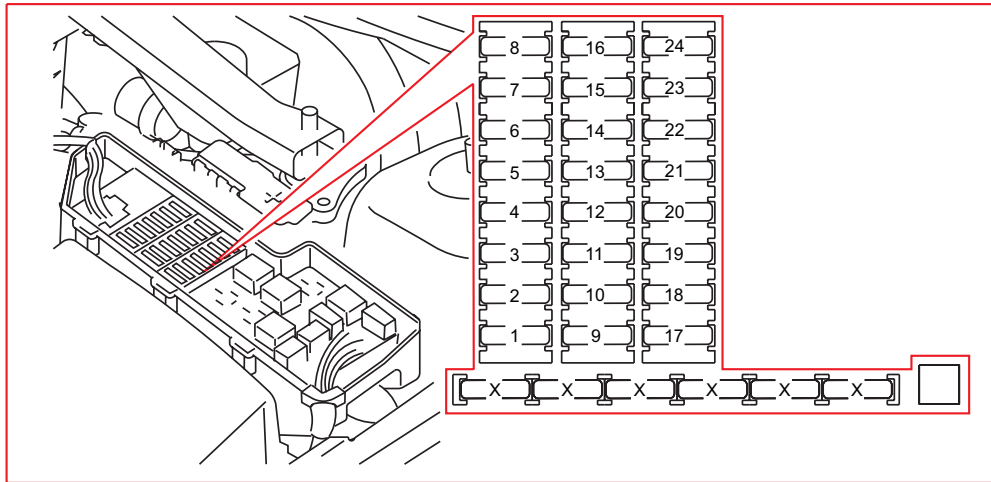


11B Fuses in engine compartment

No.	Fuse function	via	A
1	6/35 Fuel pump, auxiliary heater	4/7	25
	6/73 Coolant pump, auxiliary heater	4/7	
	9/30 Auxiliary heater	4/7	
2	54/8 Connector cable harness extra lights, 30-feed	-	20
3	4/46 Engine Control Module (ECM), 5-cyl normally aspirated	-	10
	4/50 Electronic Throttle Module (ETM), Bi-Fuel	-	
	6/120 Engine throttle body, 5-cyl normally aspirated	4/46	
4	4/46 Engine Control Module (ECM), Diesel, Bi-fuel	-	20
	7/15 Heated oxygen sensor	-	
	7/82 Heated oxygen sensor, diagnosis 1	-	
	7/103 Heated oxygen sensor 3	-	
	8/111 Solenoid valve, high-pressure diesel	-	
5	6/67 Pump, fuel leakage control	-	10
	6/105 Fuel distributor, gas	-	
	8/17 EGR valve, Diesel	-	
	8/18 EVAP valve	-	
	8/19 Solenoid, variable valve time, inlet	-	
	8/28 Turbo control valve	-	
	8/64 Solenoid valve, engine mounting, Diesel	-	
	8/75 Valve, fuel cut-off DFCO	-	
	8/81 Solenoid, variable valve timing outlet	-	
	8/82 Solenoid, variable turbo geometry, Diesel	-	
9/32 PTC resistor - air preheating	-		
6	7/17 Mass airflow sensor (MAF), Diesel	-	10
	4/46 Engine Control Module (ECM), Gasoline	-	
	7/17 Mass airflow sensor (MAF), Gasoline	-	15
	8/6-11 Injectors	-	
continues			

Fuses

Engine compartment 11B/8-23

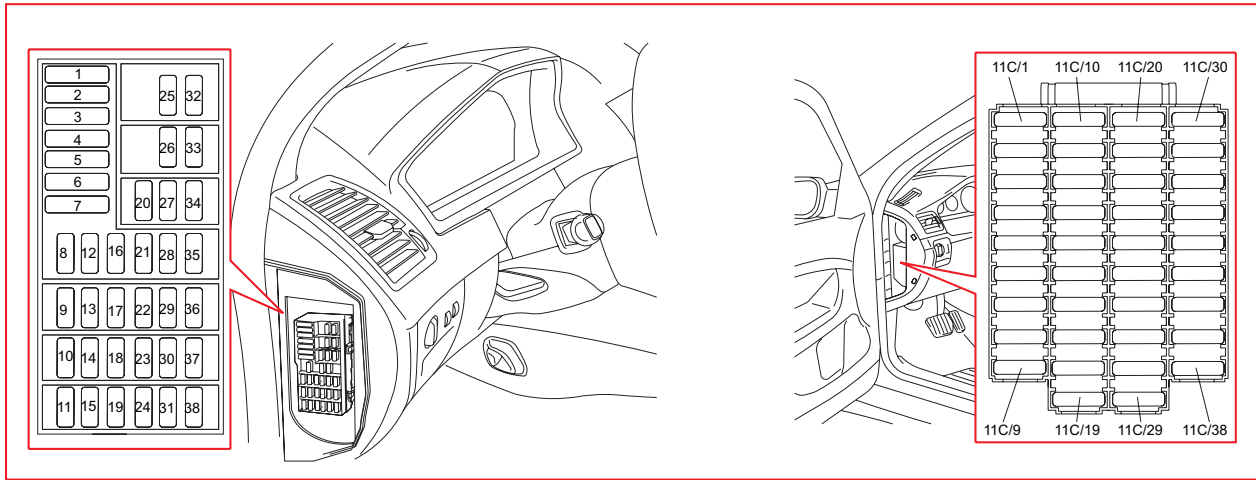


11B Fuses in the engine compartment

No.	Fuse function	via	A
8	6/44 Cooling fan, electrics box, engine compartment	-	10
	7/51 Accelerator pedal sensor	-	
	8/3 Electromagnetic clutch, climate control system	2/22	
9	2/33 Relay fuel system, Bi-Fuel	-	10
	8/79 Valve LPG, Bi-Fuel	2/33	
11	2/14 Relay, glow plug unit	-	20
	2/22 Relay, climate control system	-	
	20/3-8 Spark plug and ignition coil	-	
13	2/90 Relay, windshield wiper, low/high speed	-	25
	2/91 Relay, intermittent windshield wiper	-	
	6/1 Windshield wiper motor	2/90, 2/91	
14	4/16 Brake Control Module (BCM)	-	30
15	2/182 Relay, high pressure headlight washer motor	-	35
	6/104 High pressure headlight washer motor	2/182	
17	10/1 Left front lamp housing, daytime running lights	4/56	20
	10/70 Left-hand low beam	4/56	
18	10/11 Front left parking light	4/56	15
	10/12 Front right parking light	4/56	
19	4/16 Brake Control Module (BCM)	-	30
20	10/2 Right front lamp housing, daytime running lights	4/56	20
	10/66 Right-hand low beam	4/56	
21	4/83 Fuel pump control module	4/56	15
	6/31 Feed pump, ejectors	4/56	
	6/33 Fuel pump	4/56	
22	6/25 Starter motor	2/35	35
23	2/32 Main relay, engine management system	-	10
	4/46 Engine Control Module (ECM), Gasoline	-	

Fuses

Passenger compartment 11C/1-4

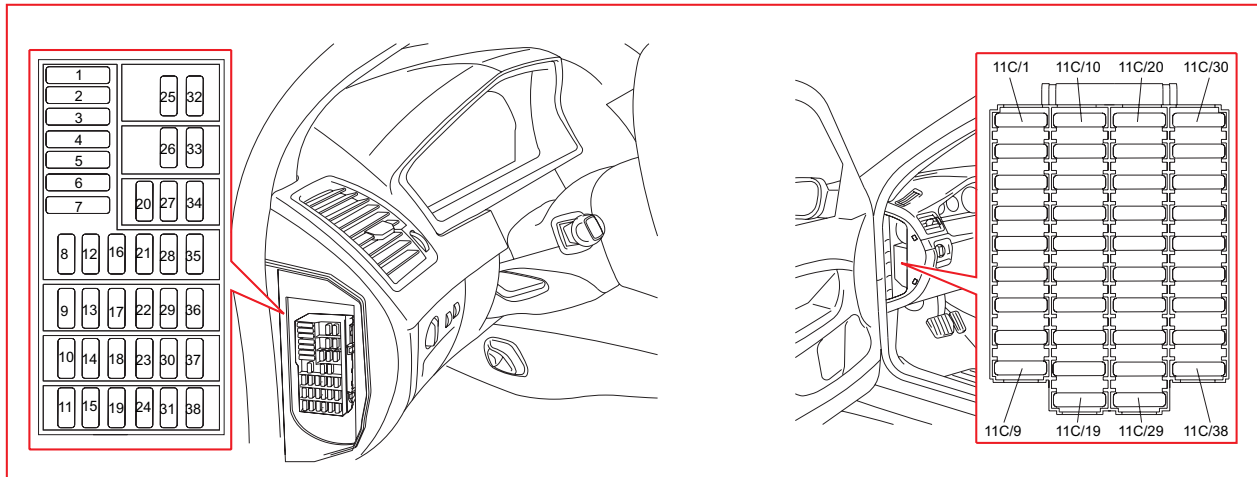


11C Fuses in the passenger compartment

No.	Fuse function	via	A
1	6/16 Driver seat motor, backrest angle, V70	4/52	25
	6/17 Driver seat motor, up/down front edge, V70	4/52	
	6/18 Driver seat motor, up/down rear edge, V70	4/52	
	6/19 Driver seat motor, forward/backward, V70	4/52	
	4/52 Power Seat Module (PSM), V70	-	
	6/28 Motor, passenger compartment fan, XC90	4/31	
2	6/20 Passenger seat motor, forward/backward, V70	3/27	25
	6/64 Passenger seat motor, backrest angle, V70	3/27	
	6/65 Passenger seat motor, up/down front edge, V70	3/27	
	6/66 Passenger seat motor, up/down rear edge, V70	3/27	
	16/105 Audio control module (AUD), XC90	-	
3	6/28 Motor, passenger compartment fan, V70	4/31	30
	4/52 Power Seat Module (PSM), XC90	4/52	
	6/16 Driver seat motor, backrest angle, XC90	4/52	
	6/17 Driver seat motor, up/down front edge, XC90	4/52	
	6/18 Driver seat motor, up/down rear edge, XC90	4/52	
	6/19 Driver seat motor, forward/backward, XC90	4/52	
4	3/75 Lock unit, right front door, V70	3/127	25
	3/127 Passenger/Driver Door Module (PDM)/(DDM), V70	-	
	6/60 Front right power window motor, V70	3/127	
	6/63 Right-hand power door mirror, V70	3/127	
	9/34 Right-hand heated door mirror, V70	3/127	
	10/149 Right-hand door mirror lighting, V70	3/127	
	6/20 Passenger seat motor, forward/backward, XC90	3/27	
	6/64 Passenger seat motor, backrest angle, XC90	3/27	
	6/65 Passenger seat motor, up/down front edge, XC90	3/27	
	6/66 Passenger seat motor, up/down rear edge, XC90	3/27	
	continues		

Fuses

Passenger compartment 11C/5-8

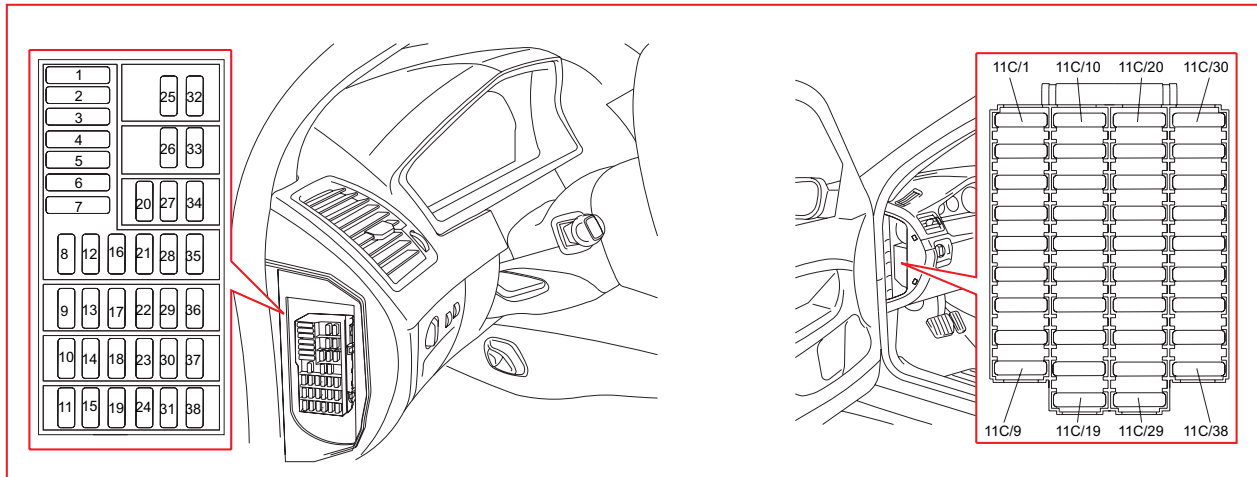


11C Fuses in the passenger compartment

No.	Fuse function	via	A	
5	3/74 Lock unit, left front door, V70	3/126	25	
	3/126 Driver/Passenger Door Module (DDM)/(PDM), V70	-		
	6/58 Front left power window motor, V70	3/126		
	6/62 Left-hand power door mirror, V70	3/126		
	9/33 Left-hand heated door mirror, V70	3/126		
	10/148 Left-hand door mirror lighting, V70	3/126		
	6	3/74 Front left door lock unit, XC90	3/126	10
		3/126 Driver/Passenger Door Module (DDM)/(PDM), XC90	-	
		6/58 Front left power window motor, XC90	3/126	
		6/62 Left-hand power door mirror, XC90	3/126	
9/33 Left-hand heated door mirror, XC90		3/126		
10/148 Left-hand door mirror lighting, XC90		3/126		
6	3/117 Ceiling light switch unit, V70	4/70	10	
	4/70 Upper Electronic Module (UEM), V70	-		
	4/76 Remote controlled garage door opener, V70	4/70		
	10/25 Ceiling light, cargo compartment, V70	4/70		
	10/114 Left-hand vanity mirror lighting, V70	4/70		
	10/115 Right-hand vanity mirror lighting, V70	4/70		
	10/150 Rear reading light, V70	4/70		
	7	3/75 Lock unit, front right door, XC90	3/127	25
		3/127 Passenger/Driver Door Module (PDM)/(DDM), XC90	-	
		6/60 Front right power window motor, XC90	3/127	
6/63 Right-hand power door mirror, XC90		3/127		
9/34 Right-hand heated door mirror, XC90		3/127		
10/149 Right-hand door mirror lighting, XC90		3/127		
7	6/15 Sunroof motor, V70	4/33	15	
8	3/157 Switch airbag passenger side, V70	3/1	7.5	
	4/9 Control module, Supplemental Restraint System (SRS), V70	3/1		
	4/46 Engine Control Module (ECM), V70	3/1, 4/56		
	4/56 Central Electronic Module (CEM), V70	3/1		
	4/58 Rear Electronic Module (REM), V70	3/1		
	16/65 Antenna ring/ignition switch lighting, V70	3/1		
continues				

Fuses

Passenger compartment 11C/9-14

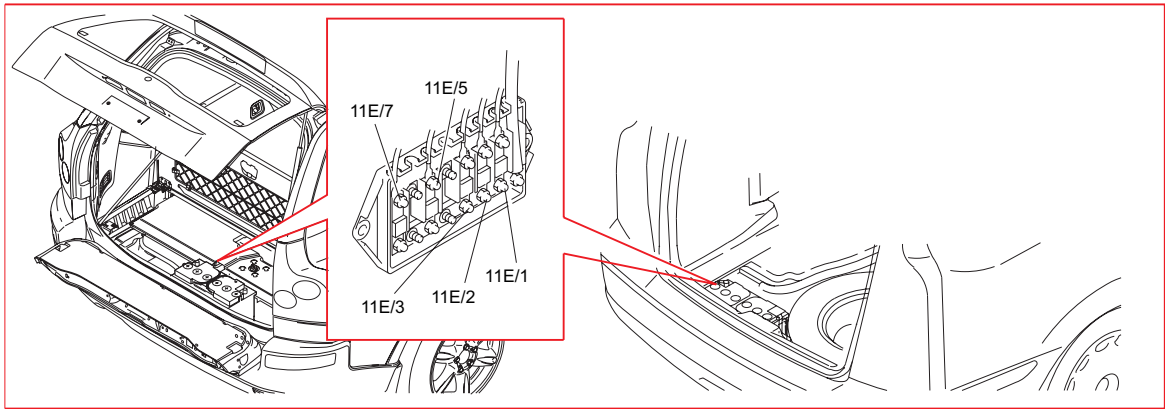


11C Fuses in the passenger compartment

No.	Fuse function	via	A
9	3/111 Light Switch Module (LSM), V70	-	5
	3/254 Steering Wheel Module (SWM), V70	-	
	4/68 Steering Angle Sensor module (SAS), V70	3/254	
	17/13 Data link connector, V70	-	
	16/46 Multimedia display, XC90	-	10
	16/106 Control module, CD player (MP2), XC90	-	
	16/107 Control module, MD player (MP1), XC90	-	
54/112 Connector cable harness Infotainment, 30-feed, XC90	-		
10	16/1 Audio Module (AUM), V70	-	20
	16/93 Control module, cellular telephone handsfree, V70	-	
	3/111 Light Switch Module (LSM), XC90	-	5
	3/254 Steering Wheel Module (SWM), XC90	-	
	4/68 Steering Angle Sensor module (SAS), XC90	3/254	
17/13 Data link connector, XC90	-		
11	16/2 Amplifier, V70	-	30
	3/157 Switch airbag passenger side, XC90	3/1	7.5
	4/9 Control module, Supplemental Restraint System (SRS), XC90	3/1	
	4/46 Engine Control Module (ECM), XC90	3/1, 4/56	
	4/56 Central Electronic Module (CEM), XC90	3/1	
	4/58 Rear Electronic Module (REM), XC90	3/1	
	16/65 Antenna ring/ignition switch lighting, XC90	3/1	
12	16/46 RTI display, V70	-	10
	3/117 Ceiling light switch unit, XC90	4/70	
	4/70 Upper Electronic Module (UEM), XC90	-	
	4/76 Remote controlled garage door opener, XC90	4/70	
	10/114 Left-hand vanity mirror lighting, XC90	4/70	
	10/115 Right-hand vanity mirror lighting, XC90	4/70	
	10/150 Rear reading light, XC90	4/70	
10/172 Reading light, third row of seats, XC90	4/70		
13	16/60 Phone Module (PHM), V70	-	5
	6/15 Sunroof motor, XC90	4/33	15
14	16/60 Phone Module (PHM), XC90	-	5

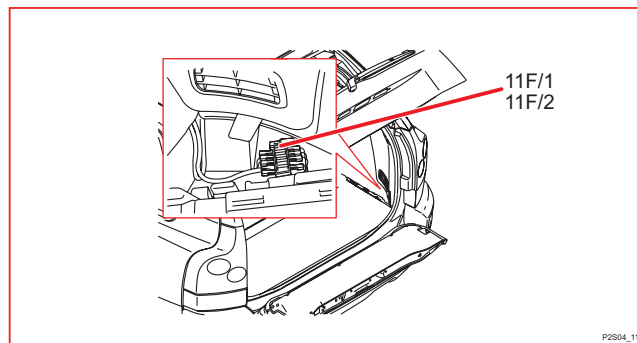
Fuses

Cargo compartment 11E/1-7 & 11F/1-2



11E Fuses by battery

No.	Fuse function	via	A
1	4/58 Rear Electronic Module (REM) Main fuse for: F1-F38	-	60
2	11 F/1 Fuse in cargo compartment auxiliary fuse box	-	40
4	4/56 Central Electronic Module (CEM) Main fuse for: F1-F2, F11, F13-F16, F26-F30, F33	-	50
5	4/56 Central Electronic Module (CEM) Main fuse for: F3, F5-F10, F17-F23, F31-F32, F34	-	50
6	11C/1-5 Fuses in the passenger compartment fuse box, V70	-	50
	11C/1, 3-6 Fuses in the passenger compartment fuse box, XC90	-	
7	11C/6-13 Fuses in the passenger compartment fuse box, V70	-	50
	11C/2, 9-14 Fuses in the passenger compartment fuse box, XC90	-	

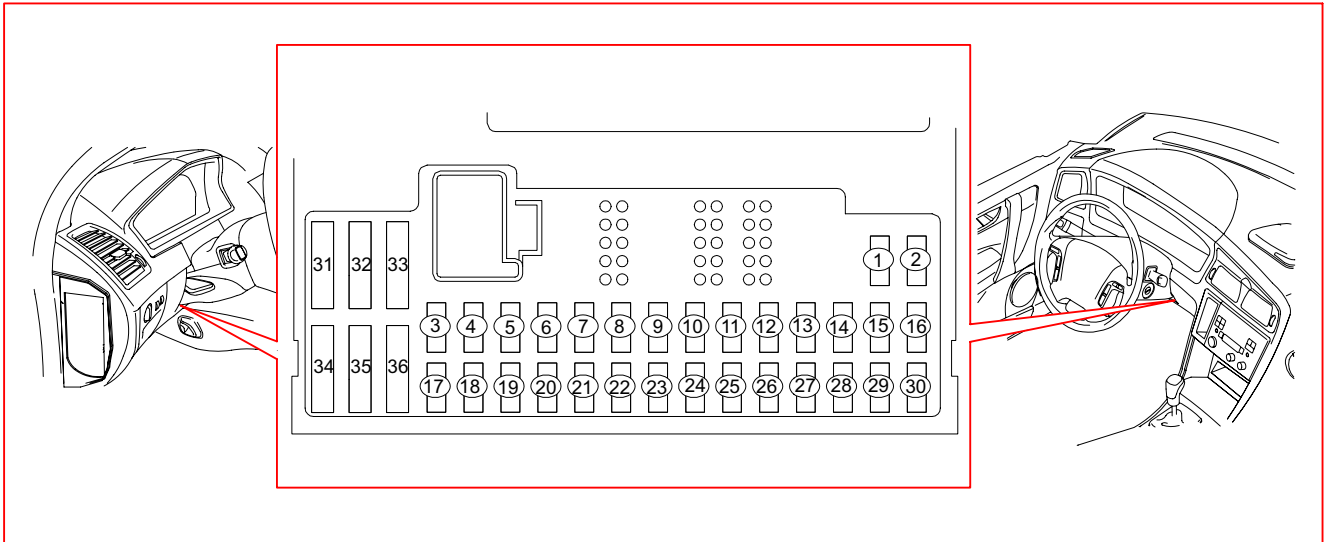


11F/1-2 Fuses in extra fuse box cargo compartment, XC90

No.	Fuse function	via	A
1	16/122 Rear Audio Separation module (RAS), XC90	-	10
	16/124 Rear Seat Entertainment module (RSE), 30 feed	-	
2	16/124 Rear Seat Entertainment module (RSE), X feed	-	5

Fuses

Central Electronic Module (CEM) F1-F16

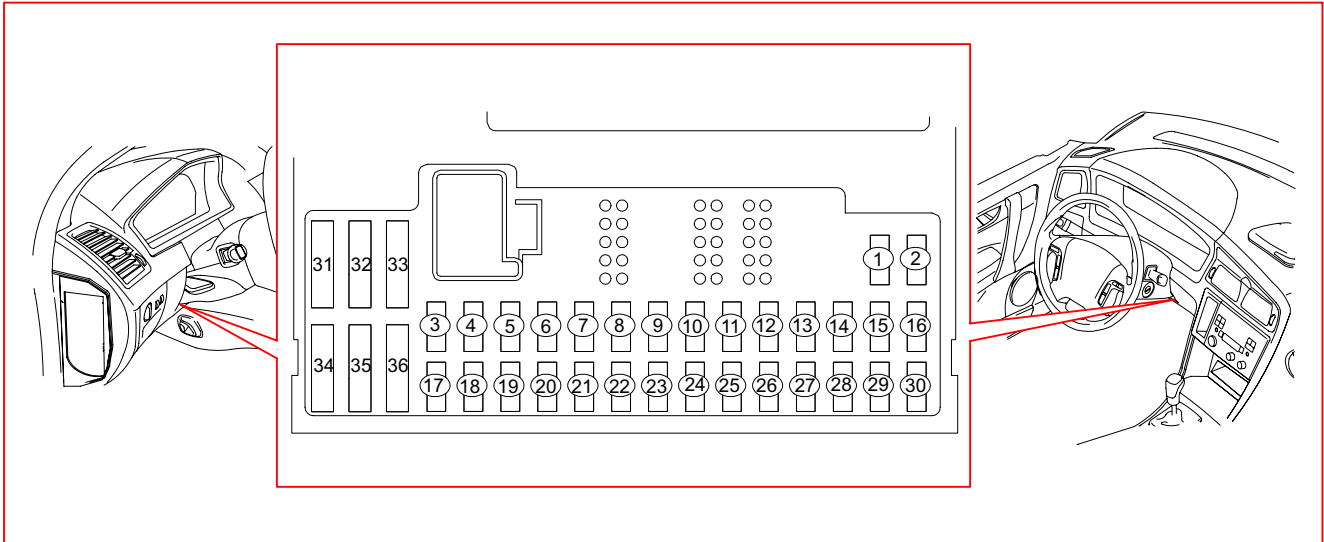


4/56 Central Electronic Module (CEM)

No.	Fuse function	via	A
F1	9/13 Seat Heater Module (SHM), right-hand	-	15
F2	9/12 Seat Heater Module (SHM), left-hand	-	15
F3	16/10 Horn 1 16/11 Horn 2, V70	- -	15
F5	16/46 Multimedia display, XC90 16/94 Infotainment Control Module (ICM), XC90 16/106 Control module, CD player (MP2), XC90 16/107 Control module, MD player (MP1), XC90 16/108 Multimedia module (MMM), XC90 54/112 Connector cable harness Infotainment, increased D-feed, XC90	- - - - - -	10
F8	16/35 Siren Control Module (SCM)	-	5
F9	3/9 Brake light contact	-	5
F10	3/112 Climate Control Module (CCM) 4/7 Combustion Preheater Module (CPM) 4/52 Power Seat Module (PSM) 5/1 Driver Information Module (DIM) 6/48 Damper Motor Module (DMM), recirculation 6/69 Damper Motor Module (DMM), ventilation/floor/defroster 6/95 Damper Motor Module (DMM), temperature, left-hand side 6/96 Damper Motor Module (DMM), temperature, right-hand side 6/102 Damper Motor Module (DMM), defroster 6/103 Damper Motor Module (DMM), floor/ventilation 7/93 Occupant Weight Sensor (OWS) 7/159 Air Quality Sensor (AQS)	- - - - - - - - - - - - - - -	10
F11	9/1 Outlet 12V front 9/25 Outlet 12V rear 11 F/2 Fuse in cargo compartment auxiliary fuse box	- - -	15
F14	6/3 Right-hand headlight wiper motor, V70 6/4 Left-hand headlight wiper motor, V70	- -	15
F15	4/16 Brake Control Module (BCM)	-	5
F16	4/99 Electronic power steering control module 6/38 Left-hand headlight level adjustment motor 6/39 Right-hand headlight adjustment motor 8/76 Gas tank valve, Bi-Fuel 8/88 Solenoid, fuel tank CNG rear, Bi-Fuel 8/89 Solenoid, fuel tank CNG front left, Bi-Fuel 8/90 Solenoid, fuel tank CNG front right, Bi-Fuel 10/1 Left front lamp housing, Bi-Xenon 10/2 Right front lamp housing, Bi-Xenon	- - - 4/58 4/58 4/58 4/58 - -	10

Fuses

Central Electronic Module (CEM) F17-F34

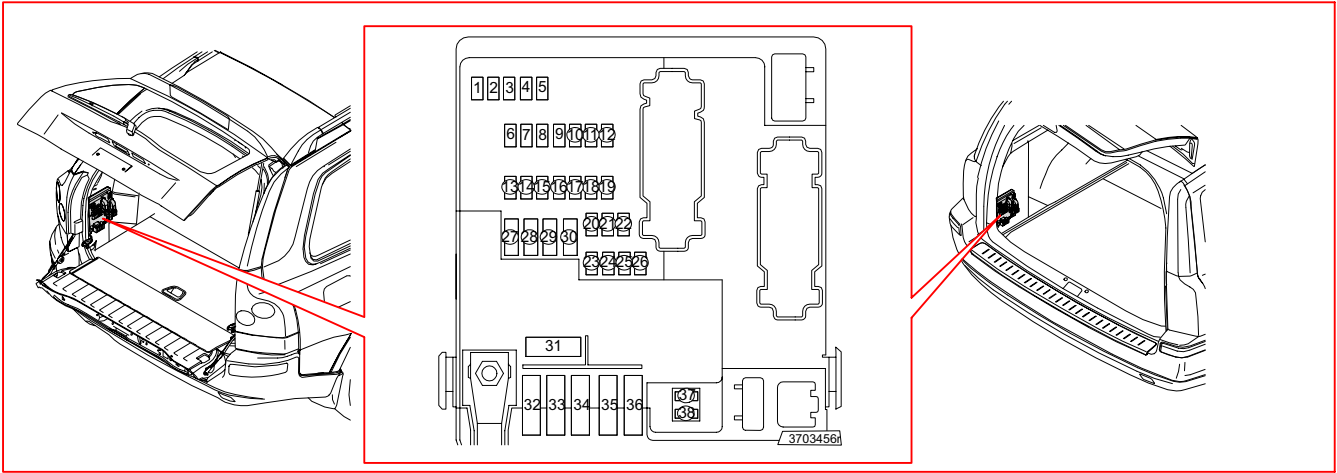


4/56 Central Electronic Module (CEM)

No.	Fuse function	via	A
F17	10/5 Front left fog light	-	7.5
F18	10/6 Front right fog light	-	7.5
F21	3/156 Gear Selector Module (GSM)	-	10
	4/28 Transmission Control Module (TCM)	-	
	8/36 Shift lock solenoid	3/156	
	8/134 Solenoid, reverse interlock, manual	-	
F22	10/68 Left-hand high beam	-	10
F23	10/64 Right-hand high beam	-	10
F28	3/27 Power passenger seat module	-	5
	16/1 Audio Module (AUM), V70	-	
	16/46 RTI display, accessory, V70	-	
	16/93 Control module, cellular telephone handsfree, V70	-	
F33	6/114 Vacuum pump	8/84	20
F34	6/3 Right-hand headlight wiper motor, V70	-	15
	6/4 Left-hand headlight wiper motor, V70	-	
	6/127 Washer motor	-	

Fuses

Rear Electronic Module (REM) F1-F19

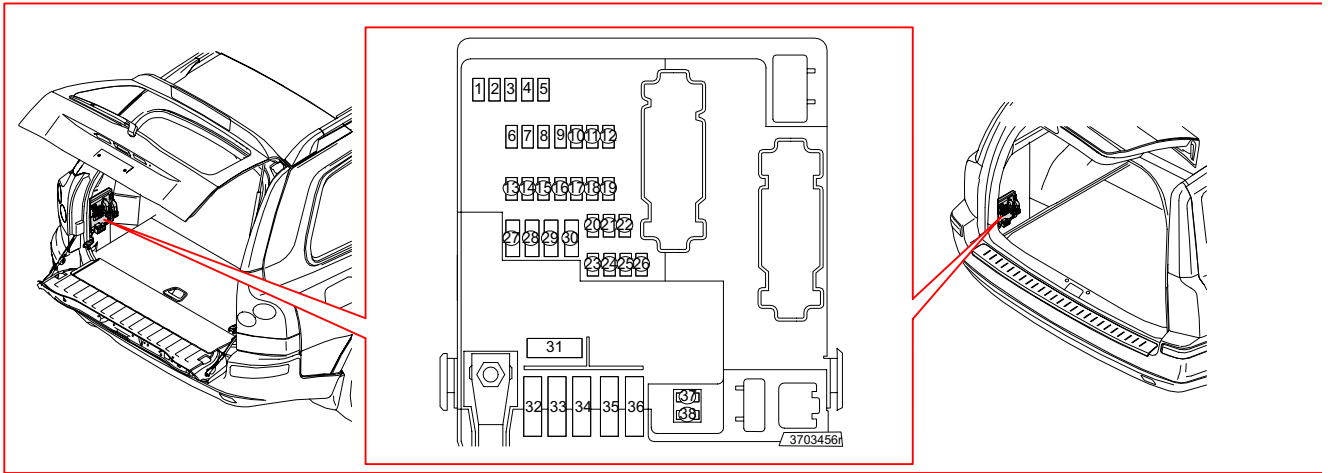


4/58 Rear Electronic Module (REM)

No.	Fuse function	via	A
F1	10/48 Right-hand reversing light 10/55 Left-hand reversing light	- -	10
F2	10/3 License plate lighting 10/19 Auxiliary brake light 10/44 Right-hand tail light lamp 1 10/46 Fog light, right rear 10/51 Left-hand tail light lamp 1 10/53 Fog light, left rear 10/45 Tail light 2, right, V70 10/52 Tail light 2, left, V70 10/173 Cargo compartment lighting, tailgate, XC90	- - - - - - -	20
F3	4/78 Accessory Electronic Module (AEM) 4/106 Control module, remote parking heater start	- -	15
F5	4/58 Rear Electronic Module (REM)	-	10
F6	16/15 CD changer, V70 16/36 TV receiver, V70 16/45 Road Traffic Information module (RTI), V70 16/46 RTI display, accessory, V70 16/110 Antenna control module (ATM), XC90 54/98 Connector cable harness Rear Seat Entertainment, 30-feed, XC90	- 16/45 -	7.5
F7	17/39 13-pin outlet, tow hitch cable harness	-	15
F8	17/19 12V outlet, cargo compartment	-	15
F9	2/139 Deadlock relay, right-hand rear door 3/86 Rear right door power window switch 6/93 Motor, rear right power window	- - 3/86	20
F10	2/138 Deadlock relay, left-hand rear door 3/85 Rear left door power window switch 6/92 Motor, rear left power window	- - 3/85	20
F13	8/85 Thermostatic switch and fuel filter heating	-	15
F14	16/79 Bass speaker, V70 6/76 Climate control system, rear XC90 16/79 Subwoofer Module (SUB), XC90	- - -	15
F19	6/32 Rear window wiper motor	-	15

Fuses

Rear Electronic Module (REM) F20-F38

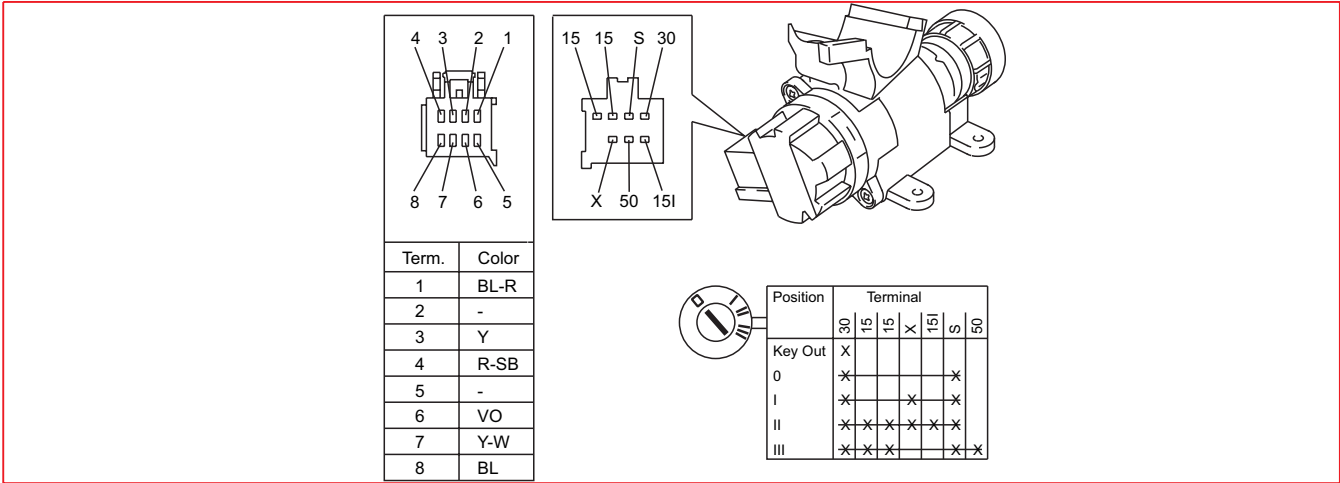


4/58 Rear Electronic Module (REM)

No.	Fuse function	via	A
F20	17/38 7-pin outlet, tow hitch cable harness	-	20
	17/39 13-pin outlet, tow hitch cable harness	-	
F23	4/82 Differential Electronic Module (DEM)	-	7.5
F24	4/84 Suspension Module (SUM), V70	-	15
F26	4/86 Parking Assistance Module (PAM)	-	5
F27	Main fuse for F20, F23, F24, F26	-	30
F28	3/76 Left-hand rear door lock unit	-	15
	3/77 Right-hand rear door lock unit	-	
	3/78 Trunk lid lock unit	-	
	6/37 Lock motor, fuel filler cover	-	
F29	4/110 Trailer Module	-	25
	- position lights	-	
	- left-hand direction indicator	-	
	26/4 Converter cable harness tow hitch	-	
	- position lights	-	
	- left-hand direction indicator	-	
F30	4/110 Trailer Module	-	25
	- brake lights	-	
	- fog lights	-	
	- right-hand direction indicator	-	
F31	Main fuse for F37-F38	-	40
F37	9/2 Heated rear window	-	20
F38	9/2 Heated rear window	-	20

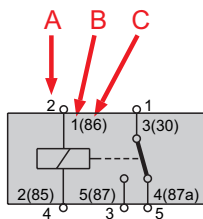
Relays

Ignition and relays



Relays, general

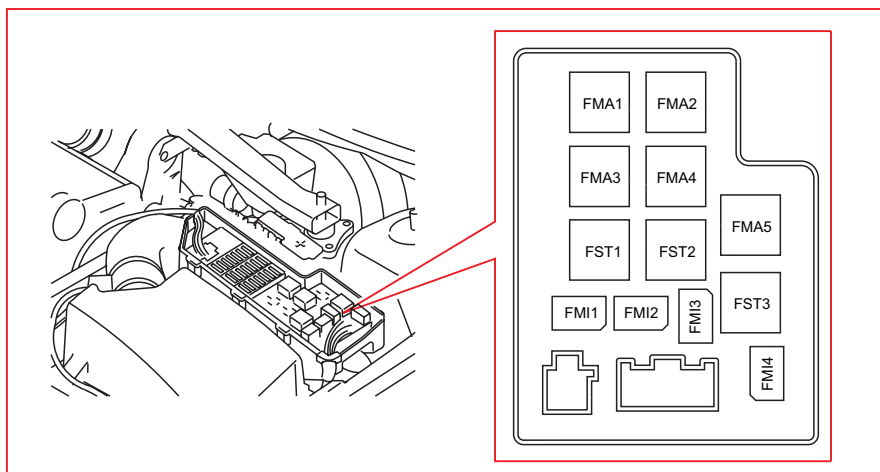
The diagram indicates two or three different designations for the relay's position. This is described below.



- A = Corresponds to the position on the back of the relay box (wiring side)
- B = Corresponds to the position on the relay.
- C = An old designation that may be found on the relay.

Relays

Engine compartment FMA2 - FST3



Relays in the engine compartment

Pos	Relay function
FMA2	2/32 Main relay, engine management system
FMA3	2/14 Relay, glow plug unit
FMA4	2/35 Starter motor relay
FMI1	2/22 Relay, climate control system
FMI2	2/33 Relay, fuel system, CNG/LPG, V70
FST1	2/91 Relay, intermittent windshield wiper
FST2	2/182 Relay, high pressure headlight washer motor
FST3	2/90 Relay, windshield wiper, low/high speed

Relays

Other relays

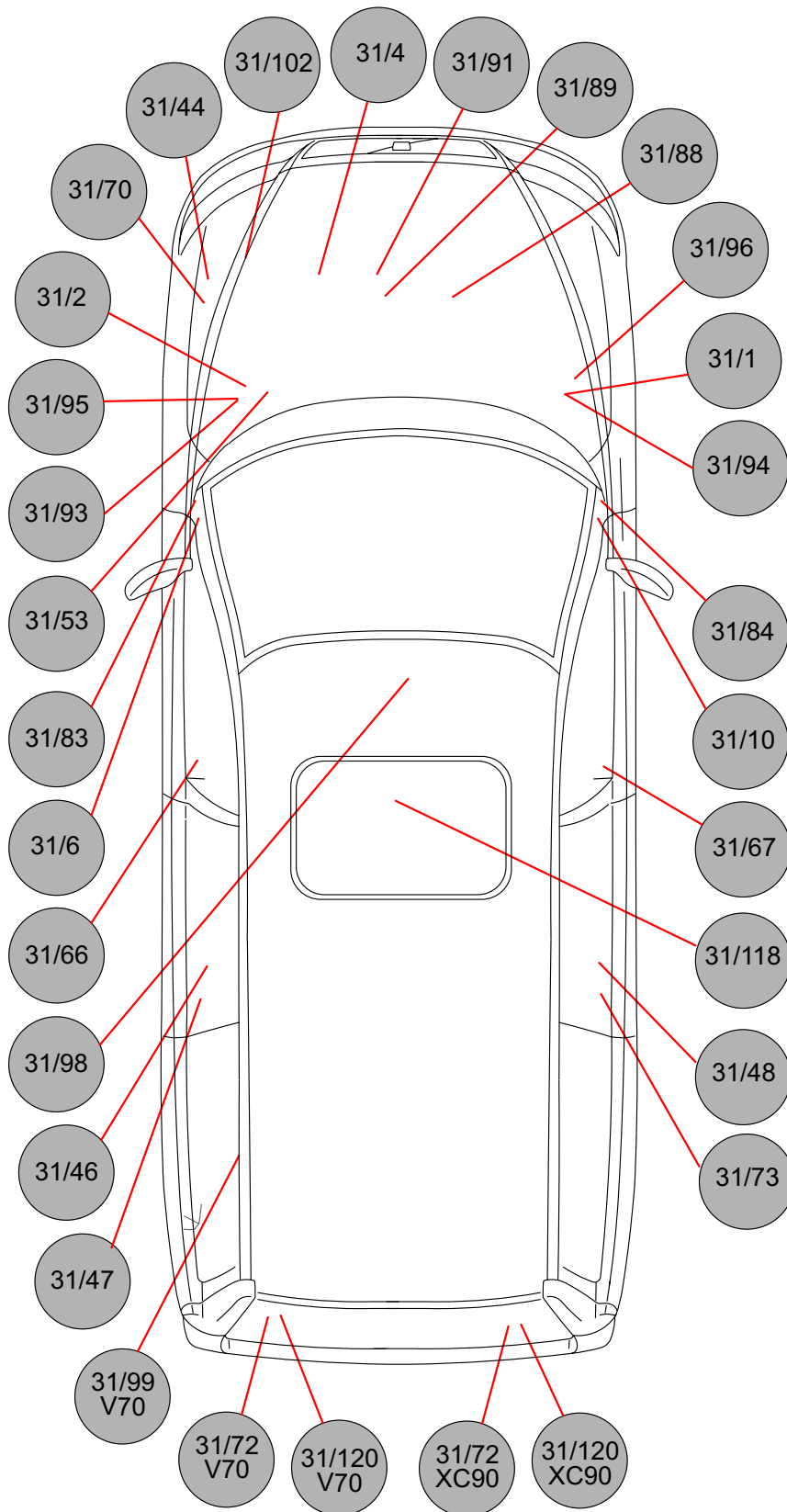
Other relays

Pos	Relay function	
Left-hand rear door	2/138	Deadlock relay, left-hand rear door
Right-hand rear door	2/139	Deadlock relay, right-hand rear door
By front seat	2/237	Disconnect relay, rear speaker

Relays accessories

Pos	Relay function	
Engine compartment	2/64	Relay extra lights
Cargo compartment	2/191	Relay, remote parking heater start, radio signal
Front member	2/192	Relay (230 V), electric engine heater

Ground connections Overview



Ground connection

31/1 - 31/46

31/1 Right MacPherson strut tower	
6/3	Right-hand headlight wiper motor, V70
6/104	High pressure headlight washer motor
7/5	Washer fluid level sensor

31/2 Left MacPherson strut tower	
4/71	Cooling fan control module

31/4 Engine	
31/44	Ground connection

31/6 A-post, left-hand side	
3/6	Hazard warning flasher switch
4/31	Fan control module, RHD
4/33	Sunroof Control Module (SRM)
4/56	Central Electronic Module (CEM), LHD
10/29	Glove compartment lighting
10/125	Left-hand front courtesy lighting
10/126	Right-hand front courtesy lighting
16/65	Antenna ring/ignition switch illumination

31/10 A-post, right-hand side	
4/31	Fan control module, LHD
4/56	Central Electronic Module (CEM), RHD
4/84	Suspension Module (SUM), V70
9/1	Outlet 12V front
9/25	Outlet 12V rear

31/44 Left-hand side member, lower engine compartment	
31/4	Ground connection

31/46 Rear seat riser, left-hand side	
3/27	Switch unit, power passenger seat, RHD
3/76	Left-hand rear door lock unit
3/85	Rear left door power window switch
4/52	Power Seat Module (PSM), LHD
4/82	Differential Electronic Module (DEM)
8/51	Front left side airbag igniter
9/12	Seat Heater Module (SHM), left-hand

Ground connection

31/47 - 31/70

31/47 Rear seat riser, left-hand side	
4/58	Rear Electronic Module (REM)
8/66	Left-hand inflatable curtain igniter, V70

31/48 Rear seat riser, right-hand side	
4/83	Fuel pump control module
6/31	Feed pump, ejectors
6/33	Fuel pump

31/53 Firewall	
1/1	Battery

31/66 Front seat riser, left-hand side	
3/126	Driver/Passenger Door Module (DDM)/(PDM)
10/15	Direction indicator, left front door, XC90

31/67 Front seat riser, right-hand side	
2/139	Deadlock relay, right-hand rear door, PCL
3/27	Switch unit, power passenger seat, LHD
3/77	Right-hand rear door lock unit, PCL
3/86	Rear right door power window switch
3/127	Passenger/Driver Door Module (PDM)/(DDM)
4/52	Power Seat Module (PSM), RHD
6/35	Fuel pump, auxiliary heater
7/93	Occupant Weight Sensor (OWS)
8/52	Front right side airbag igniter
9/13	Seat Heater Module (SHM), right-hand
10/16	Direction indicator, right front door, XC90

31/70 Left-hand side member, lower engine compartment	
10/65	Front right auxiliary light, accessory
10/69	Front left auxiliary light, accessory

Ground connection

31/72 - 31/83

31/72 Cargo compartment	
4/58	Rear Electronic Module (REM)
4/86	Parking Assistance Module (PAM)
6/32	Rear window wiper motor
6/76	Climate control system, rear XC90
7/100	Inclination Sensor Module (ISM)
7/137	Glass breakage sensor, tailgate, V70
8/66	Left-hand inflatable curtain igniter, XC90
9/2	Heated rear window
10/18	Rear left lamp housing
16/15	CD-changer, accessory, V70
16/45	Road Traffic Information module, (RTI), V70

31/73 Rear seat riser, right-hand side	
8/76	Gas tank valve, Bi-Fuel
8/85	Thermal switch and electric fuel filter heating, Diesel
8/88	Solenoid, fuel tank CNG rear, Bi-Fuel
8/89	Solenoid, fuel tank CNG front left, Bi-Fuel
8/90	Solenoid, fuel tank CNG front right, Bi-Fuel
10/17	Rear right lamp housing
16/79	Bass speaker, V70
16/79	Subwoofer Module (SUB), XC90
16/81	LCD-screen accessory, XC90
16/82	DVD-player accessory, XC90
17/19	12V outlet, cargo compartment
54/98	Connector cable harness accessory, XC90

31/83 A-post, left-hand side	
3/117	Dome light control module
4/33	Sunroof Control Module (SRM)
4/70	Upper Electronic Module (UEM)
4/76	Remote control unit for garage door opener
5/1	Driver Information Module (DIM)
7/122	Mass Movement Sensor (MMS), front
7/149	Rain Sensor Module (RSM)
7/158	Mass movement sensor MMS, rear, XC90
10/25	Ceiling light, cargo compartment, V70
10/114	Left-hand vanity mirror lighting
10/150	Rear reading light
10/172	Reading light, third row of seats, XC90
16/65	Antenna ring/ignition switch illumination
16/108	Multimedia module (MMM), XC90
31/98	Ground connection

Ground connection

31/84 - 31/91

31/84 A-post, right-hand side	
3/111	Light Switch Module (LSM)
3/112	Climate Control Module (CCM)
3/254	Steering Wheel Module (SWM)
4/68	Steering Angle Sensor module (SAS)
6/48	Damper Motor Module (DMM), recirculation
6/69	Damper Motor Module (DMM), ventilation/floor/defroster
6/95	Damper Motor Module (DMM), temperature, left-hand side
6/96	Damper Motor Module (DMM), temperature, right-hand side
6/102	Damper Motor Module (DMM), defroster
6/103	Damper Motor Module (DMM), floor/ventilation
7/159	Air Quality Sensor (AQS)
16/1	Audio Module (AUM), V70
16/2	Amplifier, V70
16/46	RTI display, V70
16/46	Multimedia display, XC90
16/60	Phone Module (PHM)
16/93	Control module, cellular phone handsfree, accessory
16/94	Infotainment Control Module (ICM), XC90
16/105	Audio control module (AUD), XC90
16/106	Control module, CD player (MP2), XC90
16/107	Control module, MD player (MP1), XC90
16/108	Multimedia module (MMM), accessory, XC90
17/13	Data link connector
54/112	Connector cable harness Infotainment, XC90

31/88 Engine, ignition coils, group 1	
20/3	Spark plug and ignition coil
20/4	Spark plug and ignition coil

31/89 Engine, ignition coils, group 2	
20/5	Spark plug and ignition coil
20/6	Spark plug and ignition coil
20/7	Spark plug and ignition coil
20/8	Spark plug and ignition coil

31/91 Engine	
4/50	Electronic Throttle Module (ETM), Bi-Fuel
9/32	PTC resistor, air preheating, Bi-Fuel

Ground connection

31/93 - 31/94

31/93 Left MacPherson strut tower	
3/10	Reversing light contact, MAN
3/62	Hood alarm contact
4/7	Combustion Preheater Module (CPM)
4/56	Central Electronic Module (CEM)
4/99	Electronic power steering control module
6/1	Windshield wiper motor
6/38	Left-hand headlight level adjustment motor
6/114	Vacuum pump
6/4	Left-hand headlight wiper motor, V70
7/4	Brake fluid level sensor
7/73	Coolant level sensor
7/51	Accelerator pedal sensor
8/37	Automatic transmission
8/79	Valve LPG, Bi-Fuel
8/134	Solenoid, reverse interlock, manual
9/30	Auxiliary heater
10/1	Left-hand front lamp housing
10/5	Front left fog light
10/11	Front left parking light, XC90
10/13	Front left direction indicator
10/15	Direction indicator front fender left, EU/OS, V70
10/71	Side running light, front left
16/10	Horn 1
16/11	Horn 2, V70
20/16	Capacitor, Bi-Fuel

31/94 Right MacPherson strut tower	
4/28	Transmission Control Module (TCM), AUTO
6/39	Right-hand headlight adjustment motor
10/2	Right-hand front lamp housing
10/6	Front right fog light
10/12	Front right parking light, XC90
10/14	Front right direction indicator
10/16	Direction indicator front fender right, EU/OS, V70
10/73	Side running light, front right
16/35	Siren Control Module (SCM)

Ground connection

31/95 - 31/118

31/95	Left MacPherson strut tower
4/16	Brake Control Module (BCM)

31/96	Right MacPherson strut tower
4/46	Engine Control Module (ECM)
6/105	Fuel distributor gas, Bi-Fuel
9/32	PTC resistor - air preheating

31/98	Windshield member, upper
3/117	Dome light control module
4/33	Sunroof Control Module (SRM)
4/70	Upper Electronic Module (UEM)
4/76	Remote control unit for garage door opener
5/1	Driver Information Module (DIM)
7/122	Mass Movement Sensor (MMS), front
7/149	Rain Sensor Module (RSM)
7/158	Mass Movement Sensor (MMS), rear, XC90
10/25	Ceiling light, cargo compartment, V70
10/114	Left-hand vanity mirror lighting
10/115	Right-hand vanity mirror lighting
10/150	Rear reading light
10/172	Reading light, third row of seats, XC90
16/65	Antenna ring/ignition switch illumination
16/108	Multimedia module (MMM), XC90
31/83	Ground connection

31/99	Left-hand side window
7/135	Glass breakage sensor, left-hand, V70

31/102	Front member
2/192	Relay (230V), engine heater, accessory

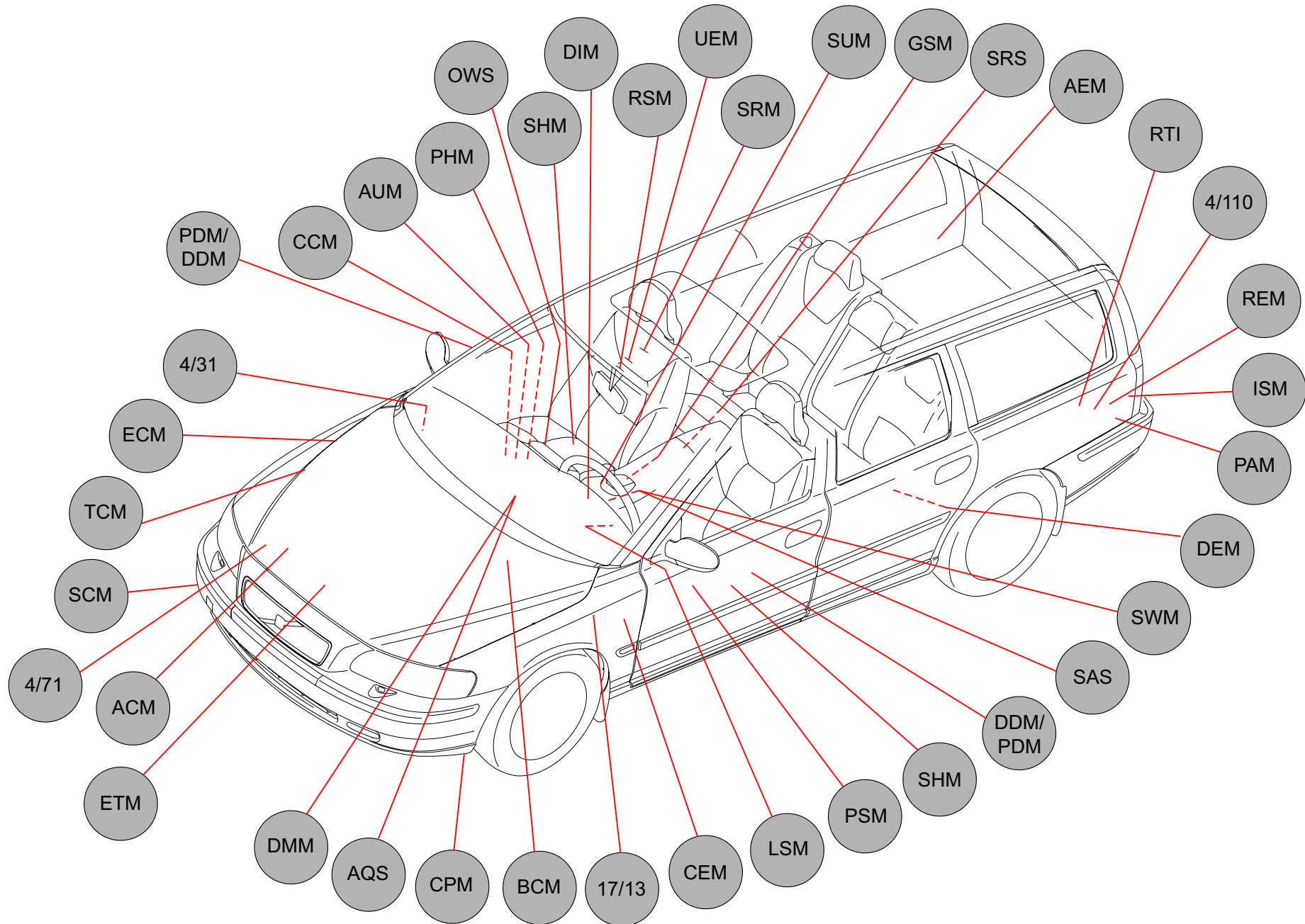
31/118	Between front seats under the armrest
2/237	Disconnect relay, rear speaker
16/122	Rear Audio Separation module (RAS)
16/124	Rear Seat Entertainment module (RSE)

Ground connection

31/120

31/120 Cargo compartment, accessory	
2/191	Relay, remote parking heater start, radio signal, V70
4/78	Accessory Electronic Module (AEM)
4/106	Control module, remote parking heater start, V70
4/110	Trailer Module
10/218	Indicator light remote start, V70
16/15	CD changer, V70
16/45	Road Traffic Information module (RTI), V70
16/46	RTI display, V70
16/79	Bass speaker, V70)
16/79	Subwoofer Module (SUB), XC90
17/37	4-pin outlet, cable harness tow hitch
17/38	7-pin outlet, tow hitch cable harness
17/39	13-pin outlet, tow hitch cable harness
26/4	Converter, cable harness tow hitch

Control modules Overview positions V70



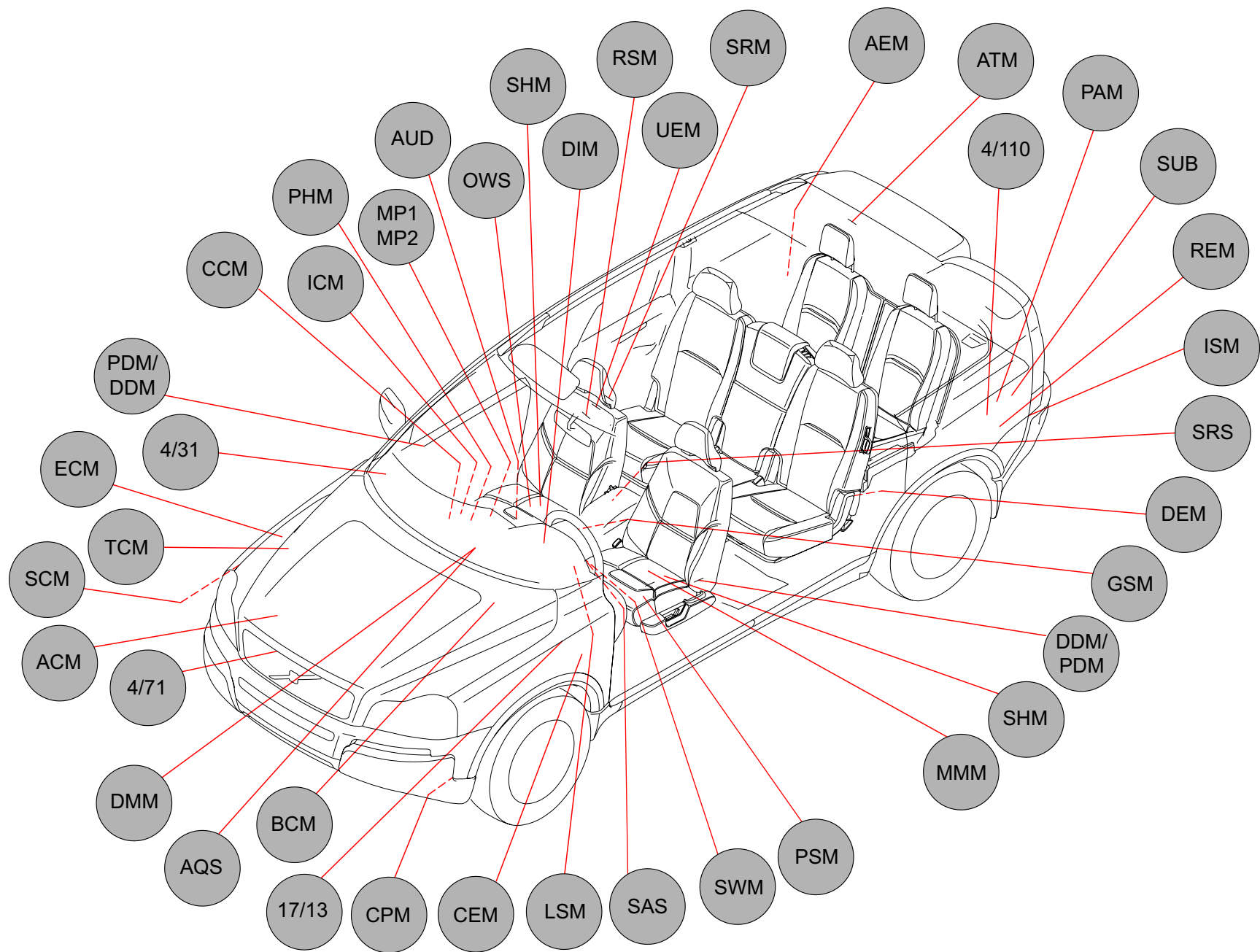
Control modules

Overview designations V70

Unit	Designation
ACM	6/26 Alternator Control Module (ACM)
AEM	4/78 Accessory Electronic Module (AEM)
AQS	7/159 Air Quality Sensor (AQS)
AUM	16/1 Audio Module (AUM)
BCM	4/16 Brake Control Module (BCM)
CCM	3/112 Climate Control Module (CCM)
CEM	4/56 Central Electronic Module (CEM)
CPM	4/7 Combustion Preheater Module (CPM)
DDM/PDM	3/126 Driver/Passenger Door Module (DDM)/(PDM)
DEM	4/82 Differential Electronic Module (DEM)
DIM	5/1 Driver Information Module (DIM)
DMM	Damper Motor Module (DMM) -6/48 Damper Motor Module (DMM), recirculation -6/69 Damper Motor Module (DMM), ventilation/floor/defroster -6/95 Damper Motor Module (DMM), temperature, left-hand side -6/96 Damper Motor Module (DMM), temperature, right-hand side -6/102 Damper Motor Module (DMM), defroster -6/103 Damper Motor Module (DMM), floor/ventilation
ECM	4/46 Engine Control Module (ECM)
ETM	4/50 Electronic Throttle Module (ETM)
GSM	3/156 Gear Selector Module (GSM)
ISM	7/100 Inclination Sensor Module (ISM)
LSM	3/111 Light Switch Module (LSM)
OWS	7/93 Occupant Weight Sensor (OWS)
PAM	4/86 Parking Assistance Module (PAM)
PDM/DDM	3/127 Passenger/Driver Door Module (PDM)/(DDM)
PHM	16/60 Phone Module (PHM)
PSM	4/52 Power Seat Module (PSM)
REM	4/58 Rear Electronic Module (REM)
RSM	7/149 Rain Sensor Module (RSM)
RTI	16/45 Road Traffic Information (RTI)
SAS	4/68 Steering Angle Sensor module (SAS)
SCM	16/35 Siren Control Module (SCM)
SHM	Seat Heater Module (SHM) -9/12 Seat Heater Module (SHM), left-hand -9/13 Seat Heater Module (SHM), right-hand
SRM	4/33 Sunroof Control Module (SRM)
SRS	4/9 Control module, Supplementary Restraint System (SRS)
SUM	4/84 Suspension Module (SUM)
SWM	3/254 Steering Wheel Module (SWM)
TCM	4/28 Transmission Control Module (TCM)
UEM	4/70 Upper Electronic Module (UEM)
4/31	4/31 Fan control module
4/71	4/71 Cooling fan control module
4/110	4/110 Trailer Module
17/13	17/13 Data link connector

Control modules

Overview positions XC90



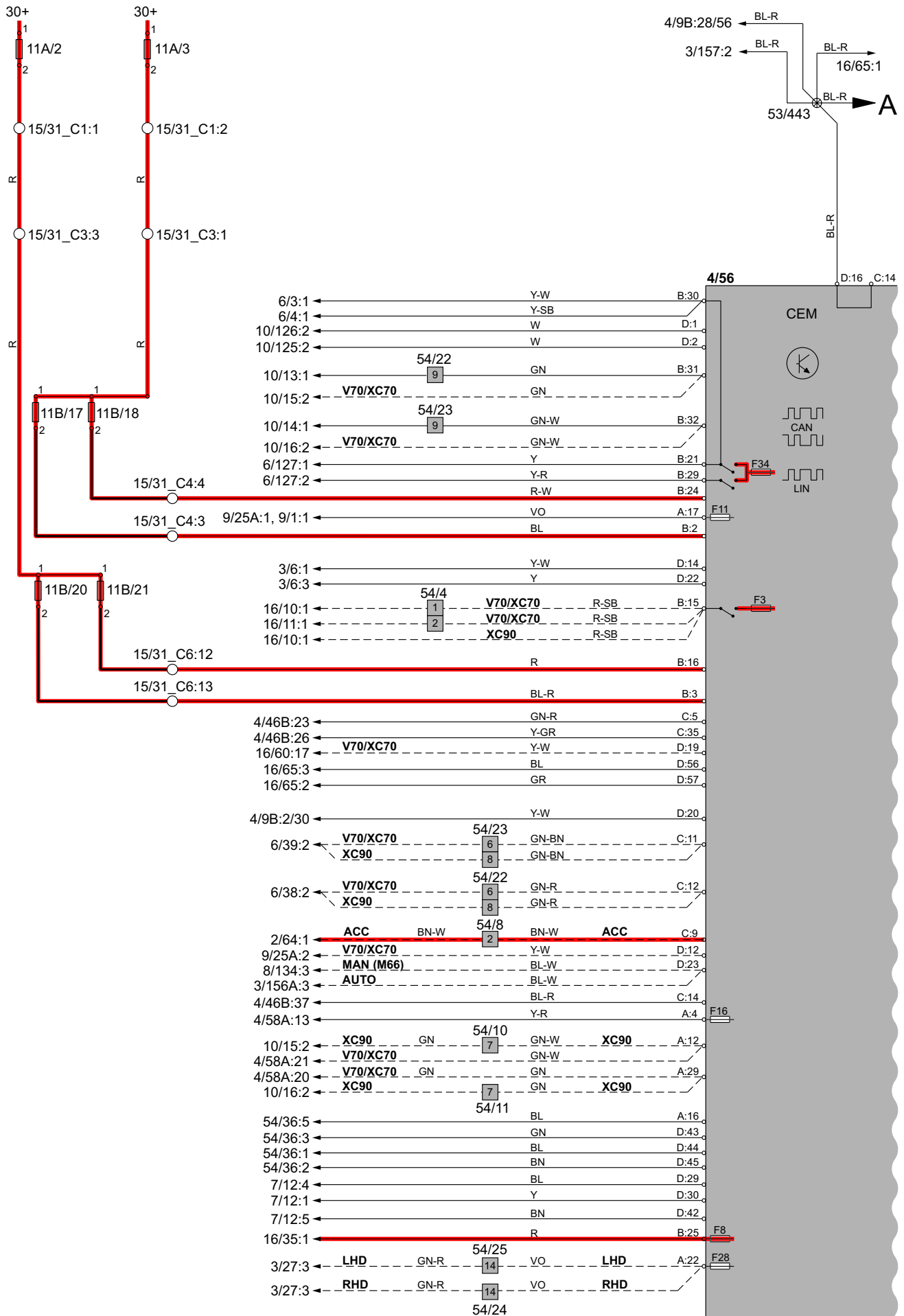
Control modules

Overview designations XC90

Unit	Designation
ACM	6/26 Alternator Control Module (ACM)
AEM	4/78 Accessory Electronic Module (AEM)
ATM	16/110 Antenna control module (ATM)
AQS	7/159 Air Quality Sensor (AQS)
AUD	16/105 Audio Module (AUD)
BCM	4/16 Brake Control Module (BCM)
CCM	3/112 Climate Control Module (CCM)
CEM	4/56 Central Electronic Module (CEM)
CPM	4/7 Combustion Preheater Module (CPM)
DDM/PDM	3/126 Driver/Passenger Door Module (DDM)/(PDM)
DEM	4/82 Differential Electronic Module (DEM)
DIM	5/1 Driver Information Module (DIM)
DMM	Damper Motor Module (DMM) -6/48 Damper Motor Module (DMM), recirculation -6/69 Damper Motor Module (DMM), ventilation/floor/defroster -6/95 Damper Motor Module (DMM), temperature, left-hand side -6/96 Damper Motor Module (DMM), temperature, right-hand side -6/102 Damper Motor Module (DMM), defroster -6/103 Damper Motor Module (DMM), floor/ventilation
ECM	4/46 Engine Control Module (ECM)
GSM	3/156 Gear Selector Module (GSM)
ICM	16/94 Infotainment Control Module (ICM)
ISM	7/100 Inclination Sensor Module (ISM)
LSM	3/111 Light Switch Module (LSM)
MMM	16/108 Multimedia module (MMM)
MP1	16/107 Control module, MD player (MP1)
MP2	16/106 Control module, CD player (MP2)
OWS	7/93 Occupant Weight Sensor (OWS)
PAM	4/86 Parking Assistance Module (PAM)
PDM/DDM	3/127 Passenger/Driver Door Module (PDM)/(DDM)
PHM	16/60 Phone Module (PHM)
PSM	4/52 Power Seat Module (PSM)
REM	4/58 Rear Electronic Module (REM)
RSM	7/149 Rain Sensor Module (RSM)
SAS	4/68 Steering Angle Sensor module (SAS)
SCM	16/35 Siren Control Module (SCM)
SHM	Seat Heater Module (SHM) -9/12 Seat Heater Module (SHM), left-hand -9/13 Seat Heater Module (SHM), right-hand
SRM	4/33 Sunroof Control Module (SRM)
SRS	4/9 Control module, Supplementary Restraint System (SRS)
SUB	16/79 Subwoofer Module (SUB)
SWM	3/254 Steering Wheel Module (SWM)
TCM	4/28 Transmission Control Module (TCM)
UEM	4/70 Upper Electronic Module (UEM)
4/31	4/31 Fan control module
4/71	4/71 Cooling fan control module
4/110	4/110 Trailer Module
17/13	17/13 Data link connector

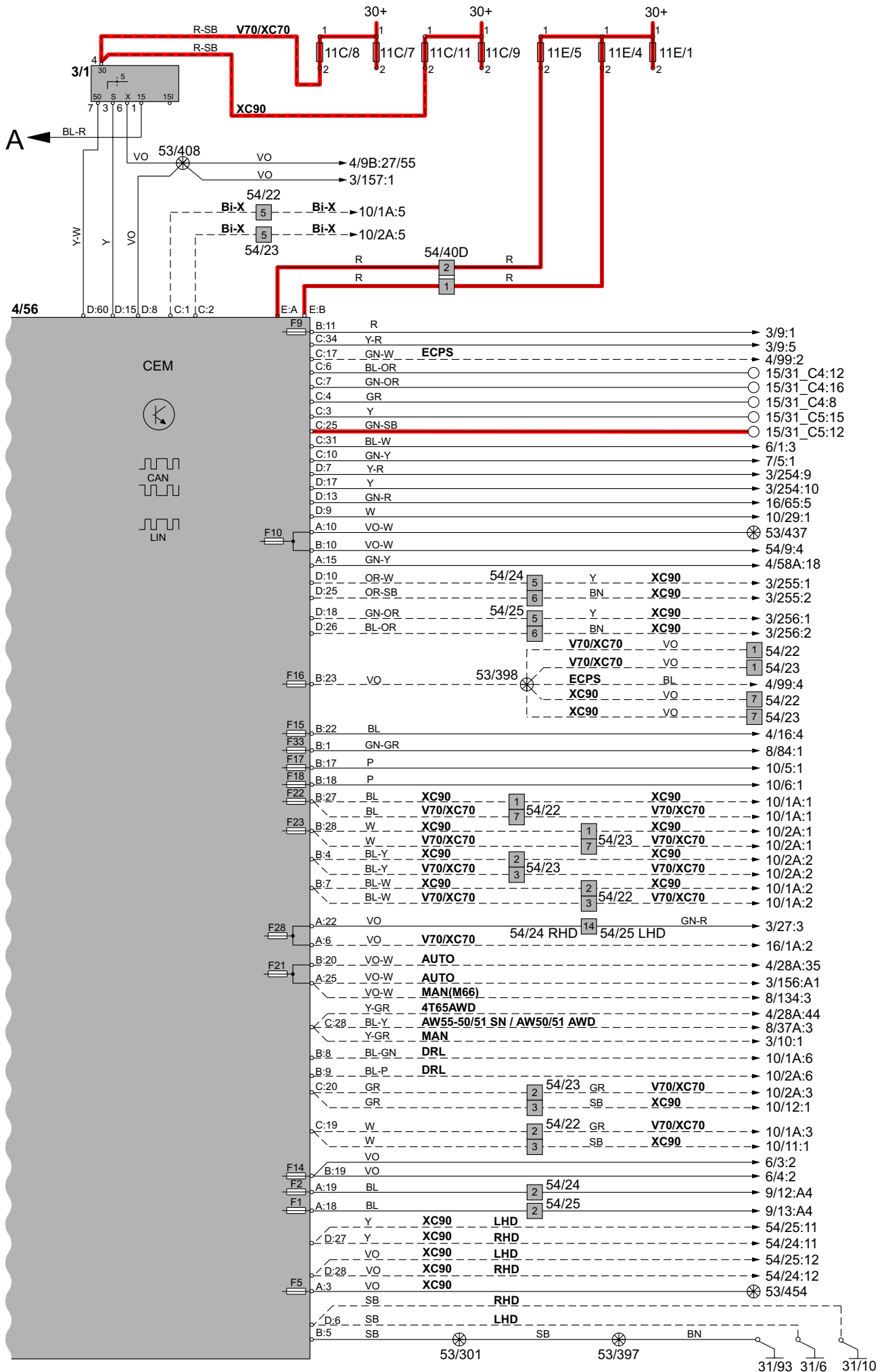
Control modules

Central Electronic Module (CEM) 1:2



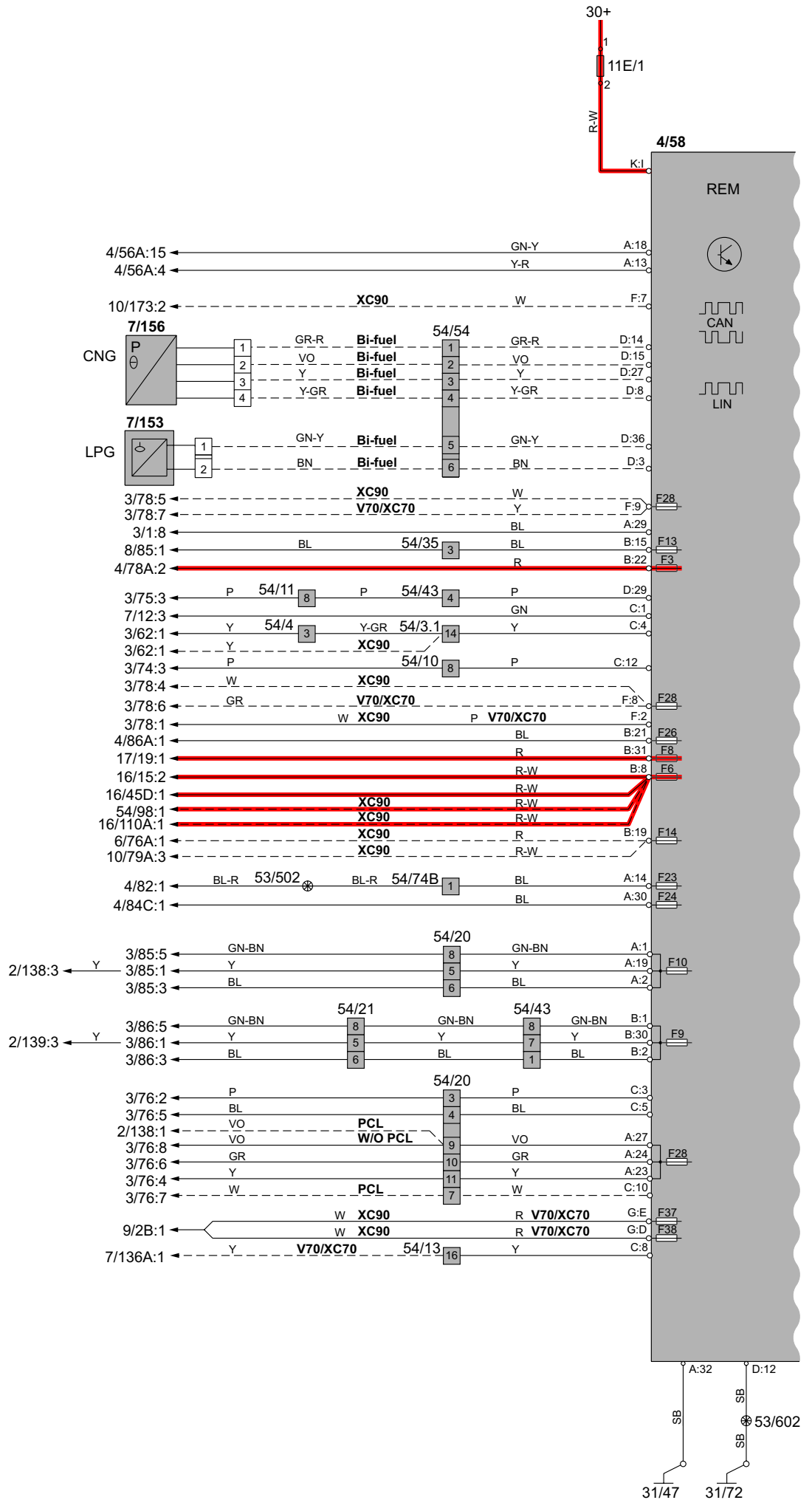
Control modules

Central Electronic Module (CEM) 2:2



Control modules

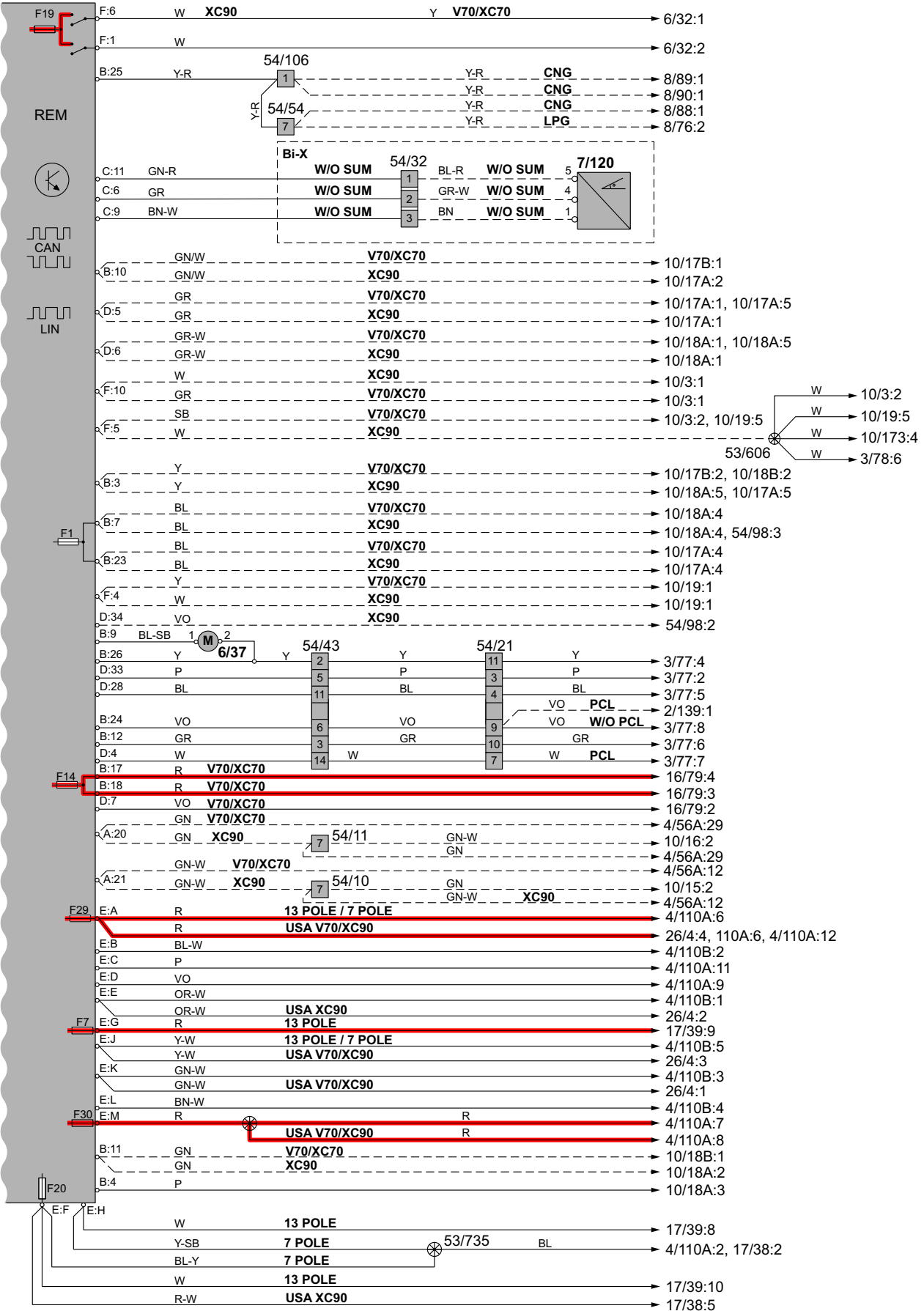
Rear Electronic Module (REM) 1:2



Control modules

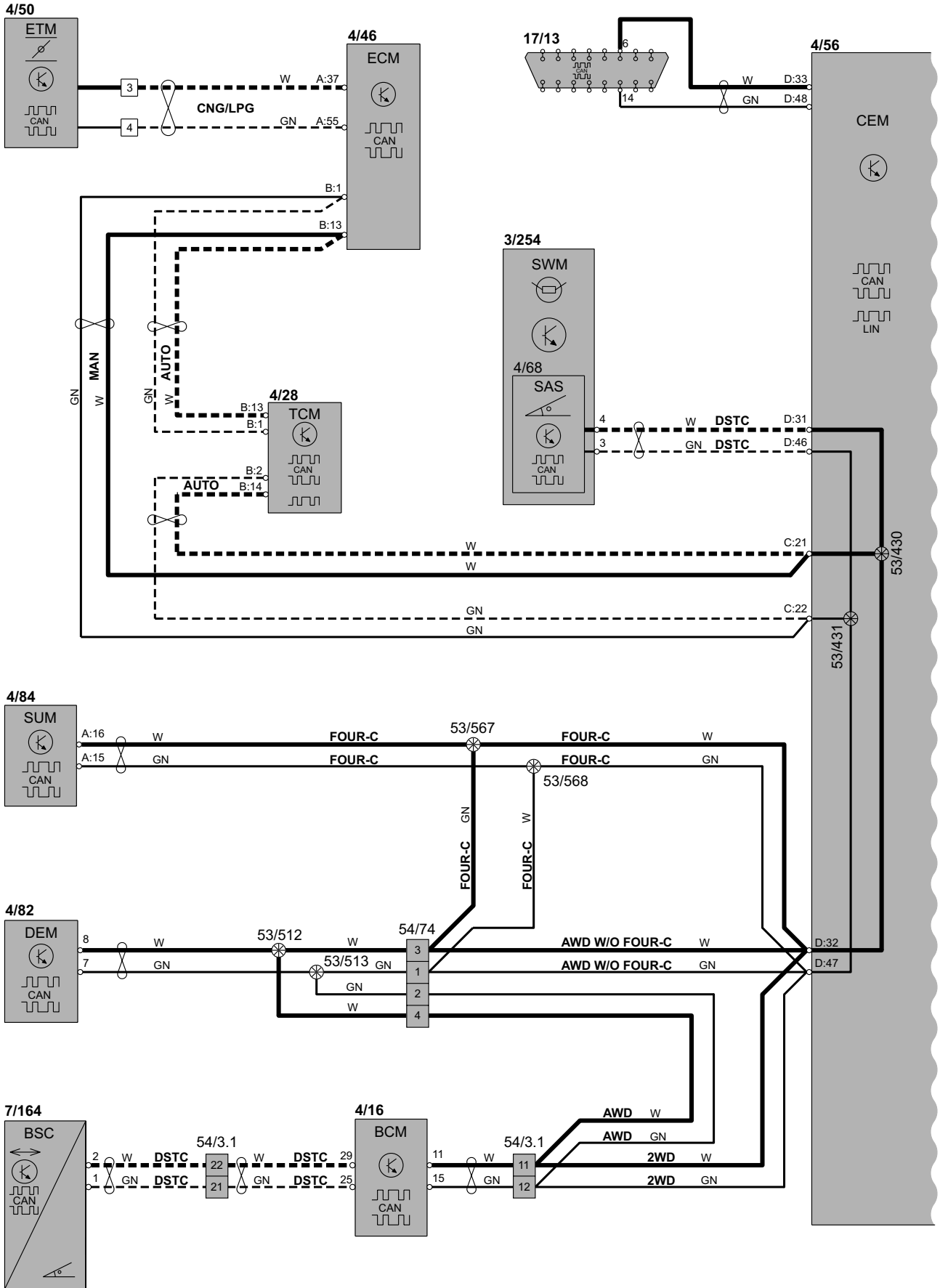
Rear Electronic Module (REM) 2:2

4/58



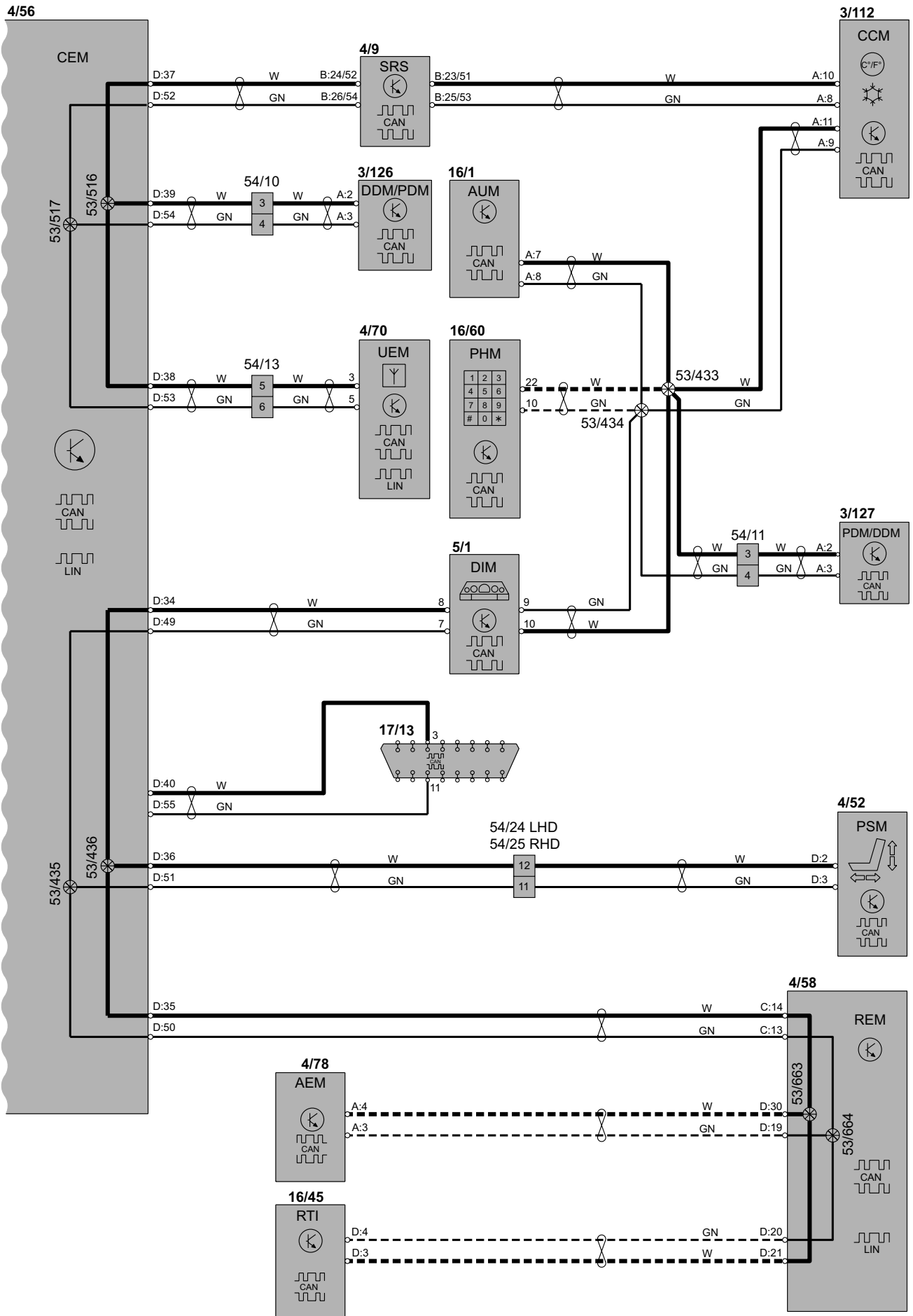
Control modules

High speed CAN data communication



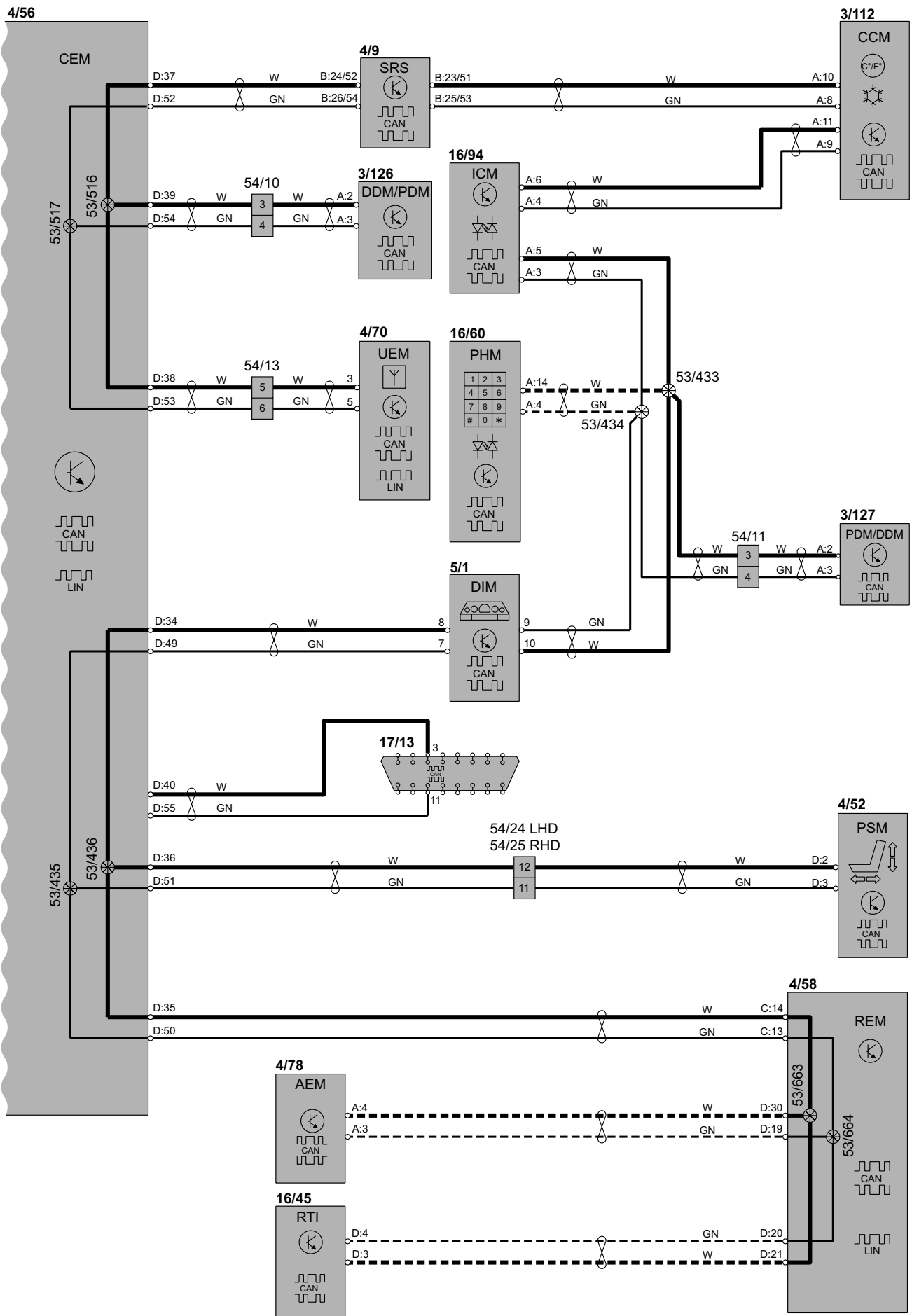
Control modules

Low speed CAN data communication V70



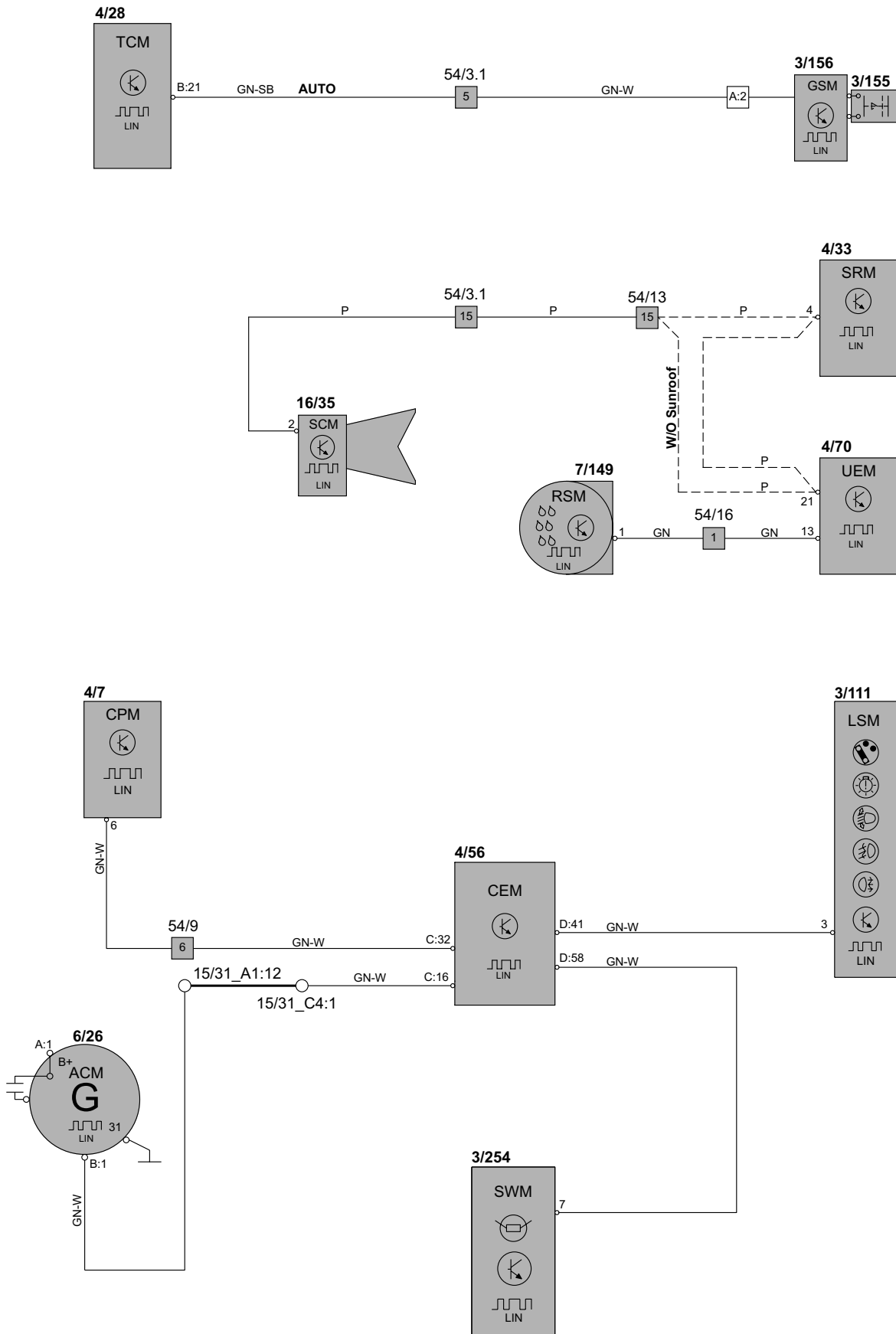
Control modules

Low speed CAN data communication XC90



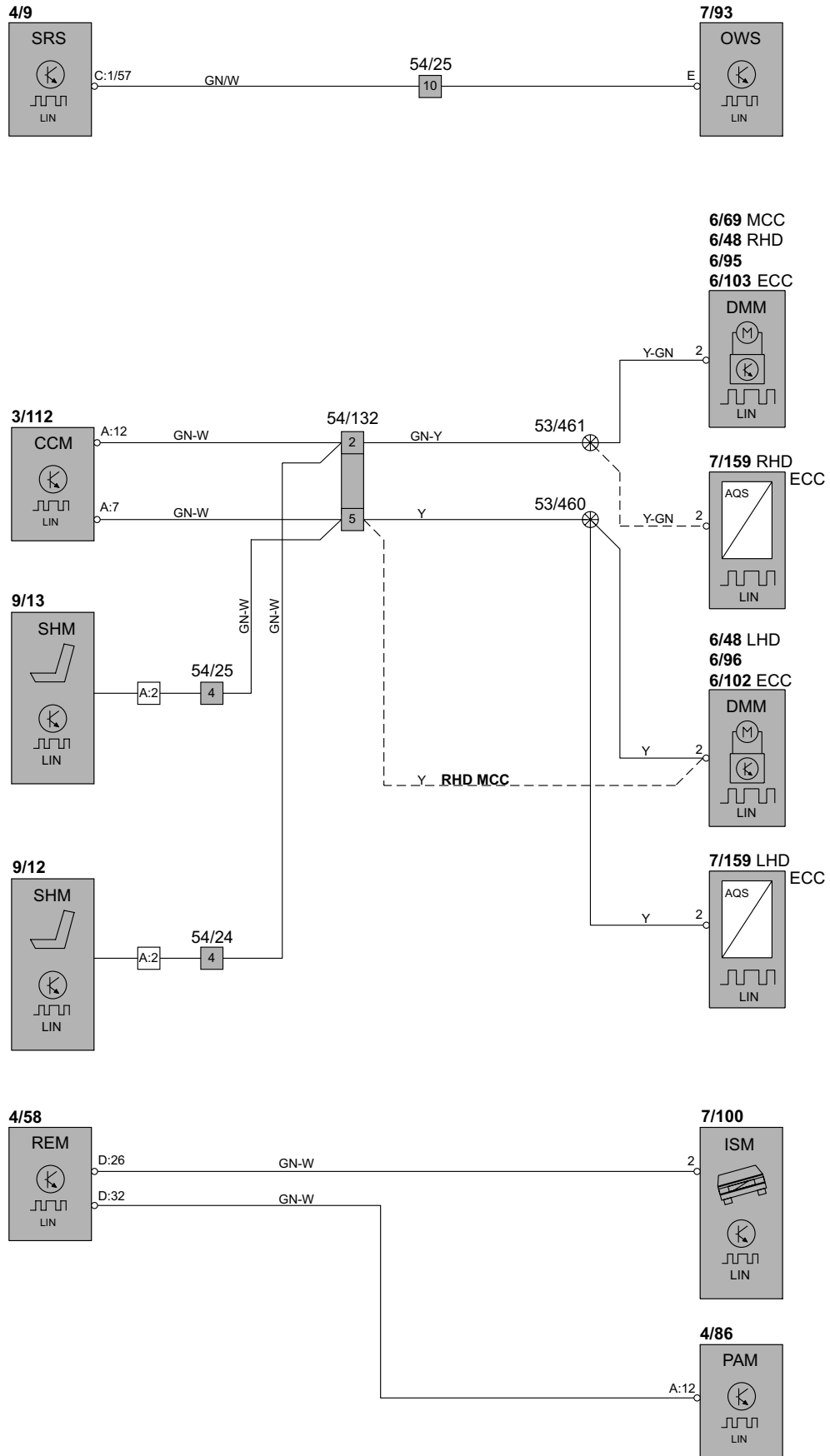
Control modules

LIN data communication 1:2



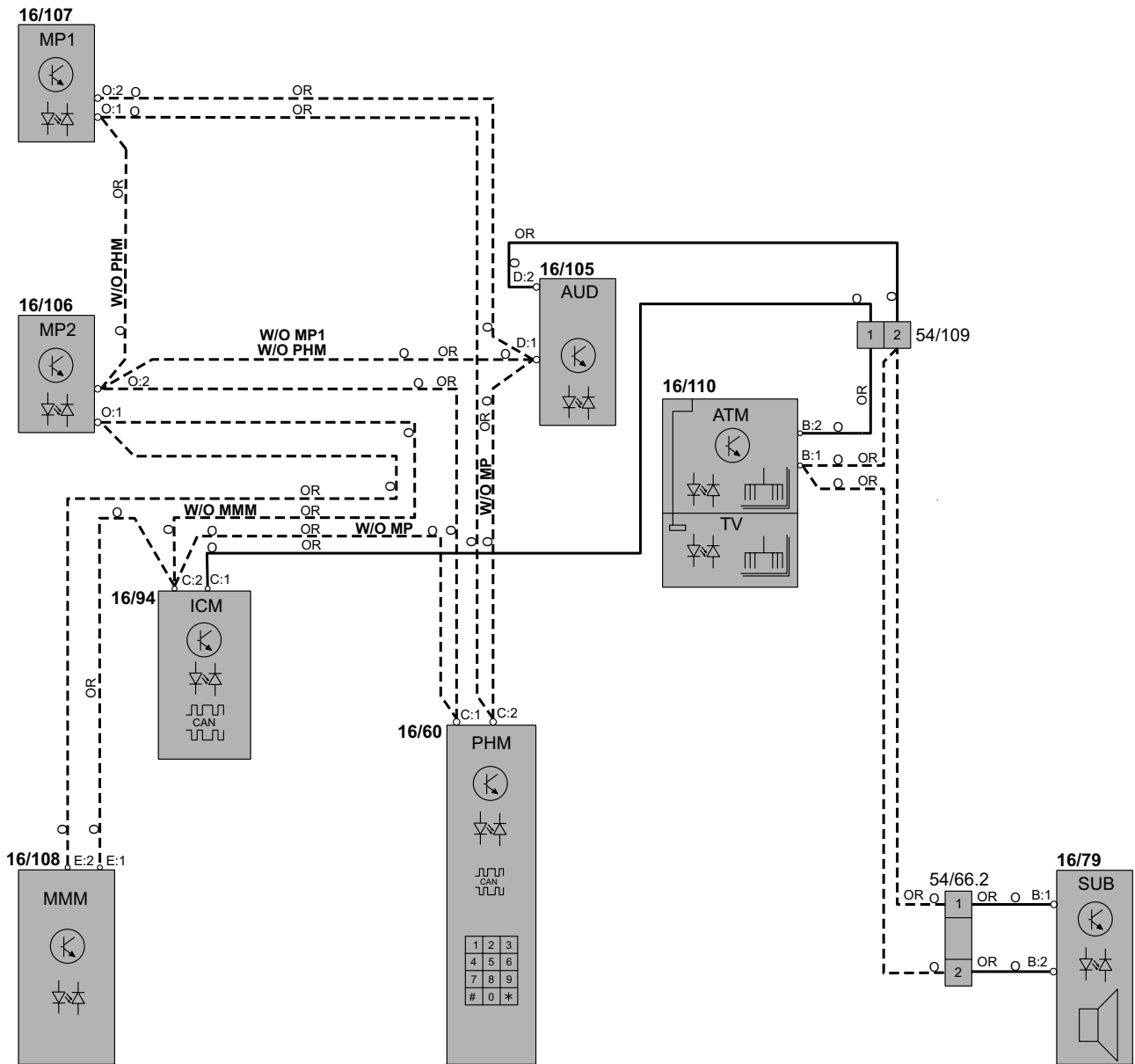
Control modules

LIN data communication 2:2



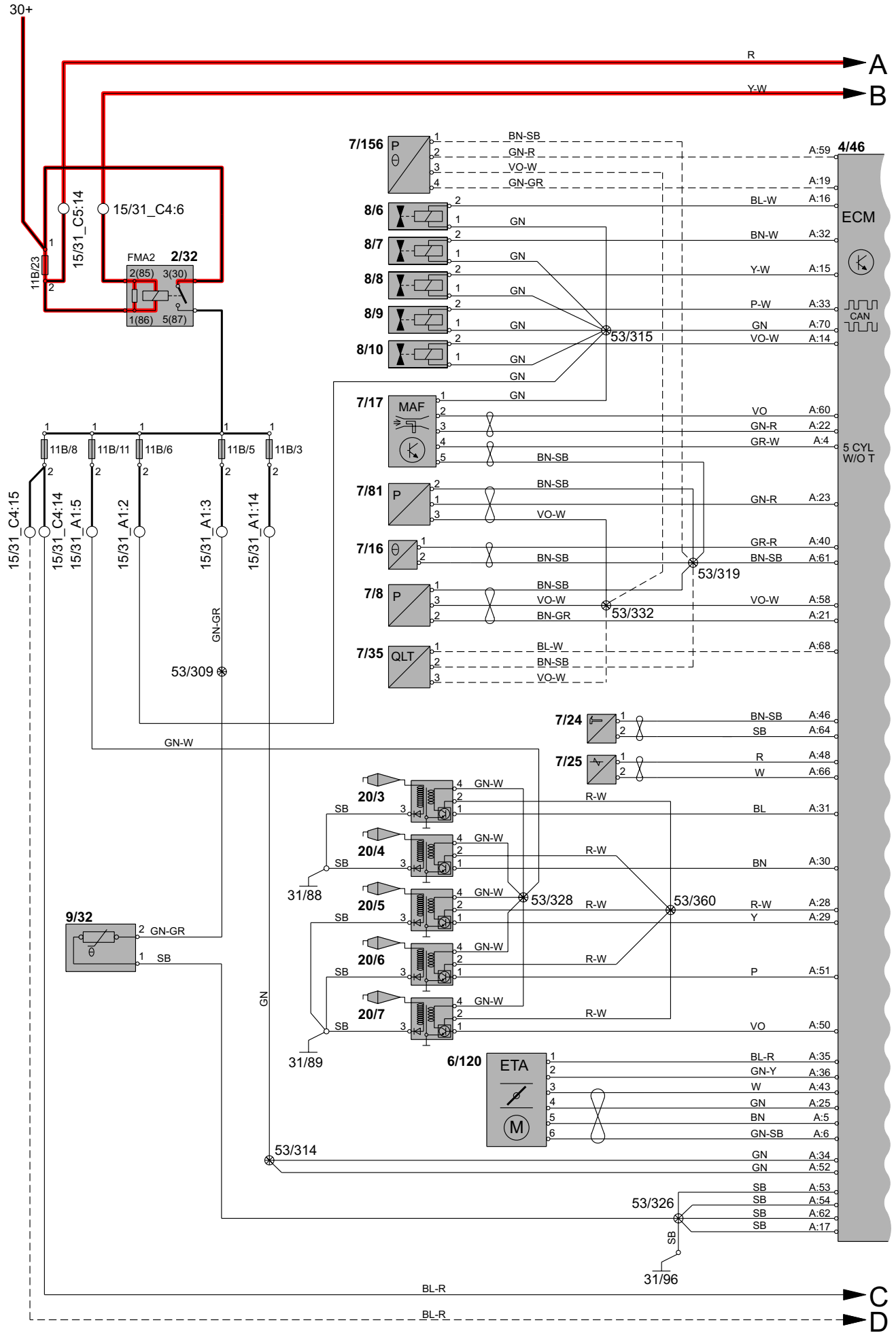
Control modules

Data communication MOST, XC90



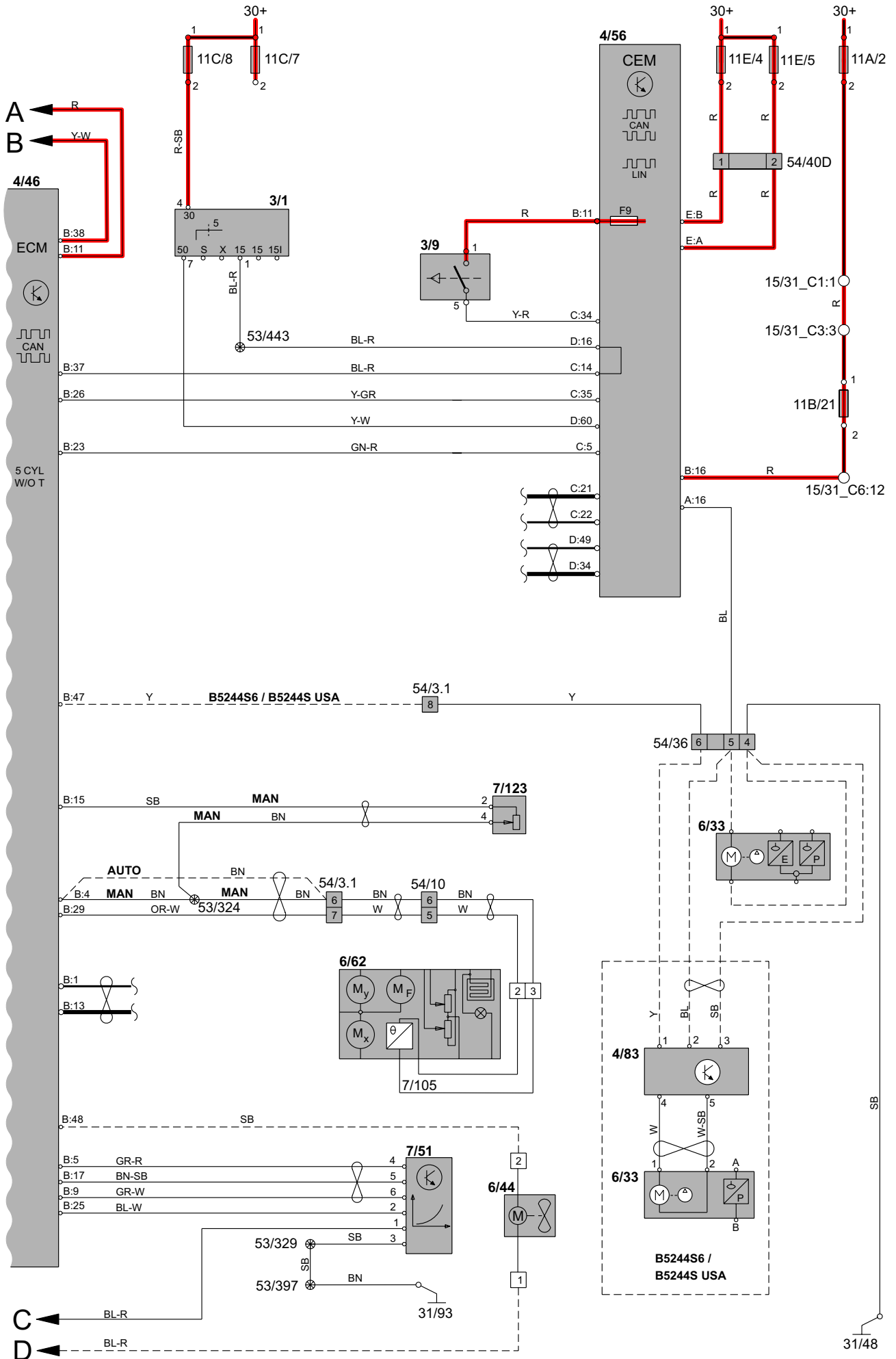
Group 23 Fuel system

Engine management system, 5-cyl 1:2



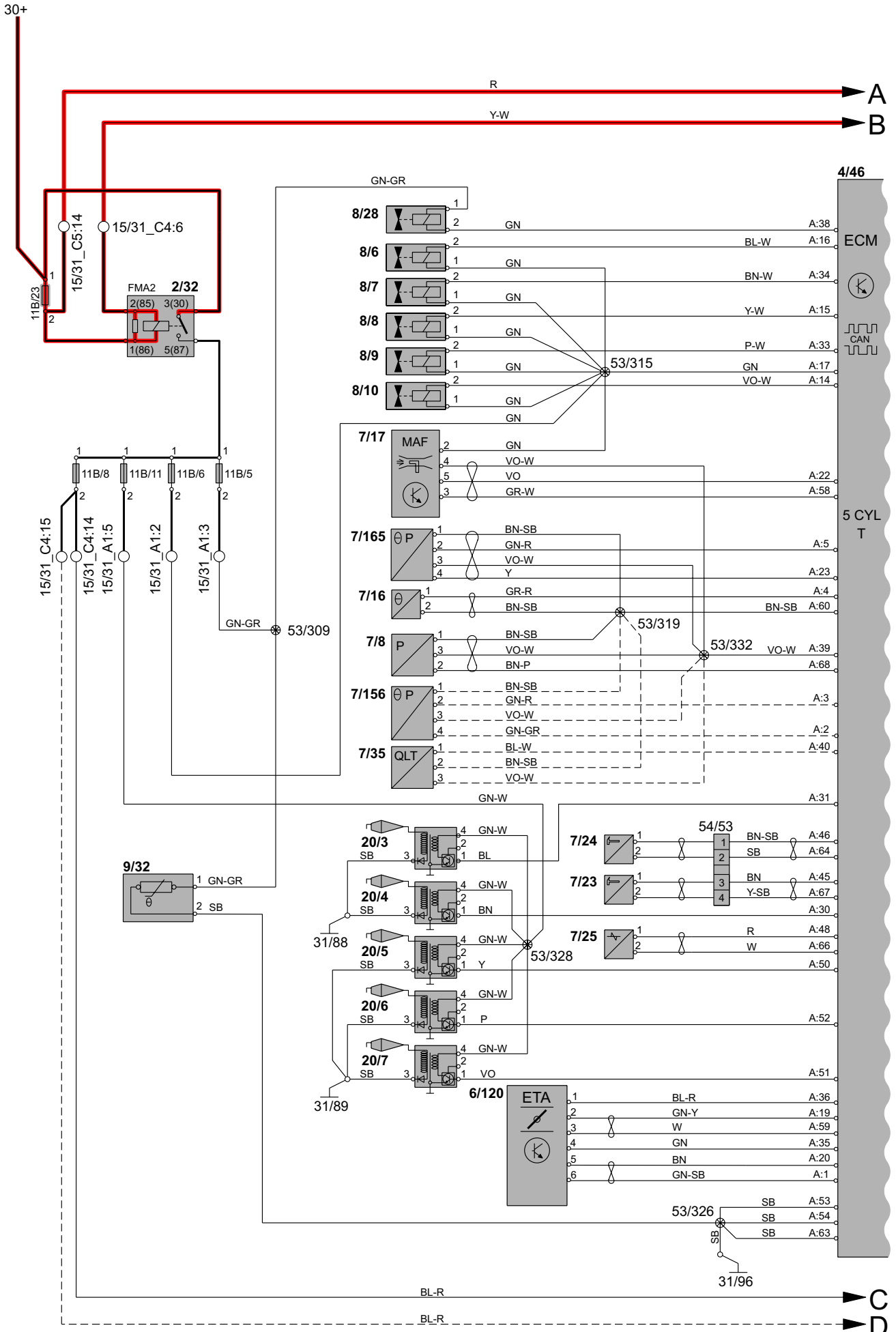
Group 23 Fuel system

Engine management system, 5-cyl 2:2



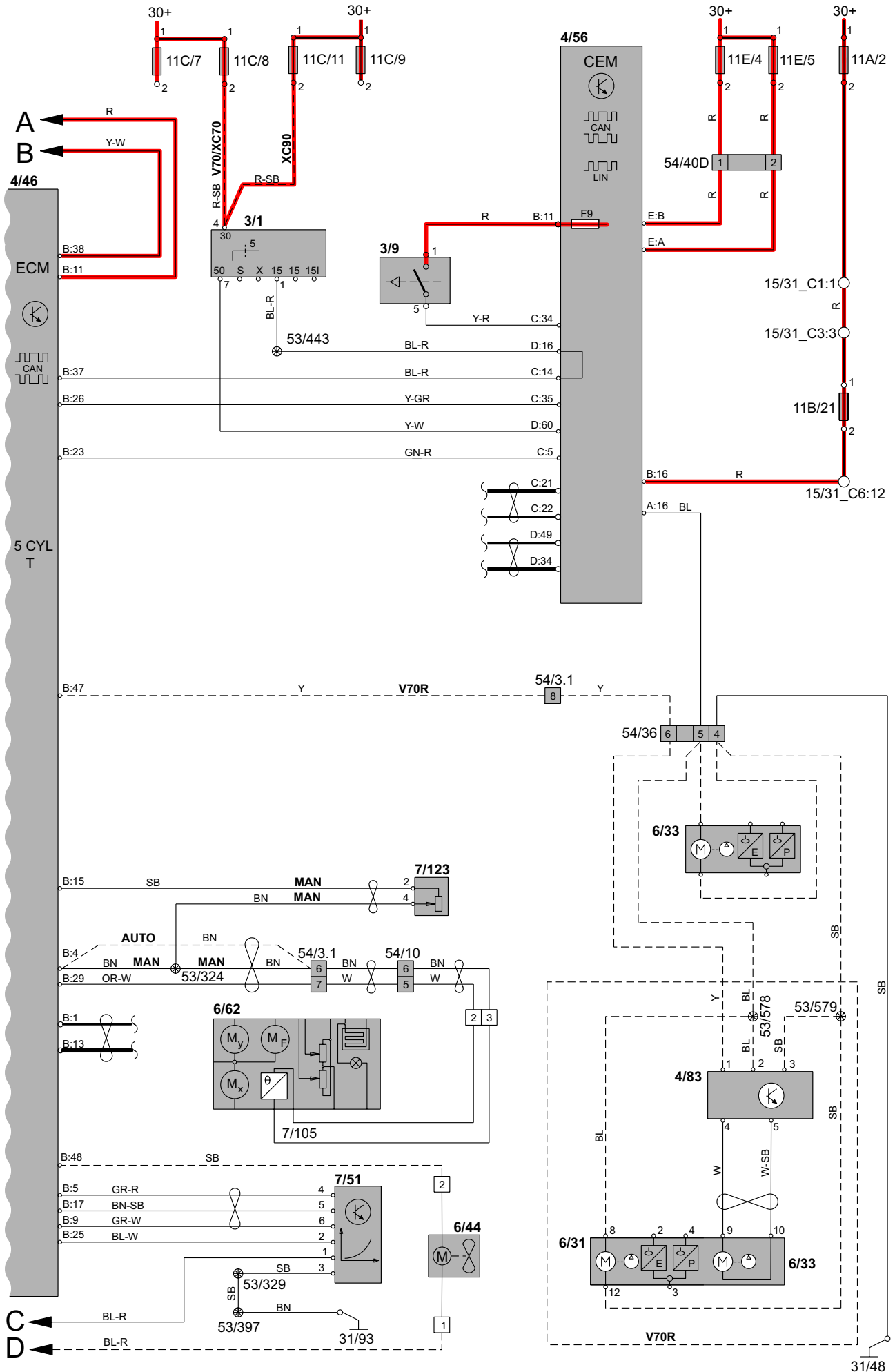
Group 23 Fuel system

Engine management system, 5-cyl Turbo 1:2



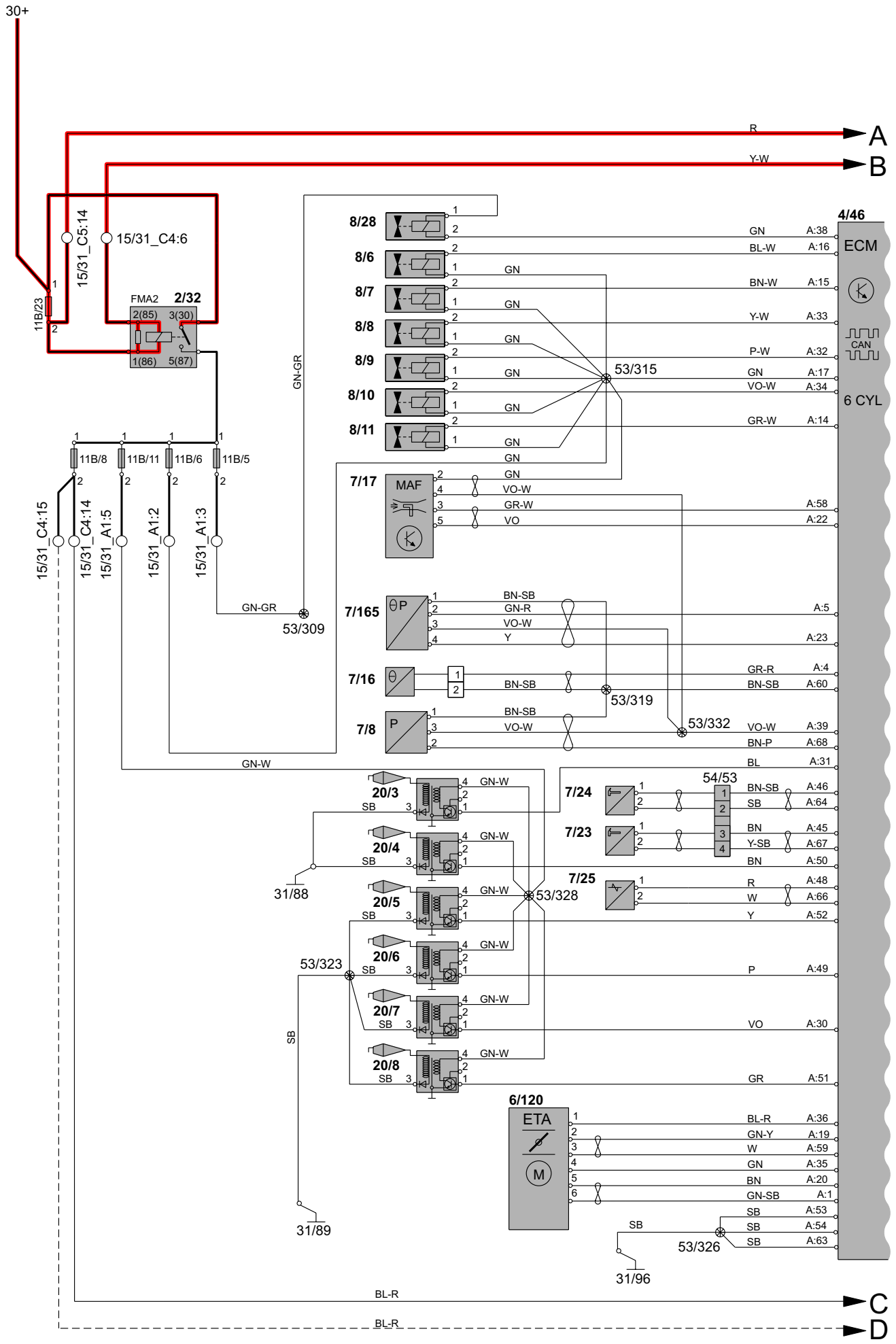
Group 23 Fuel system

Engine management system, 5-cyl Turbo 2:2



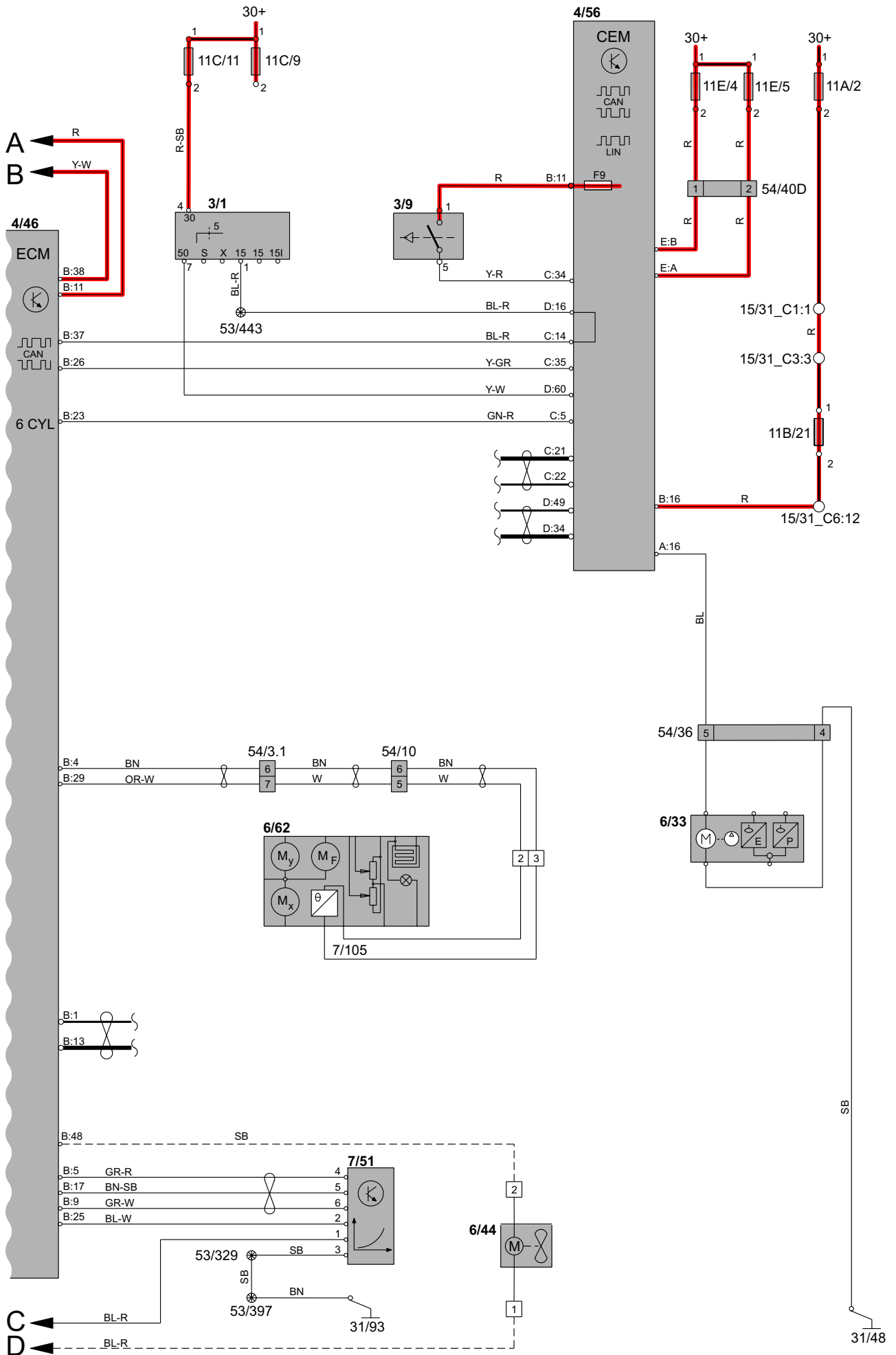
Group 23 Fuel system

Engine management system, 6-cyl 1:2



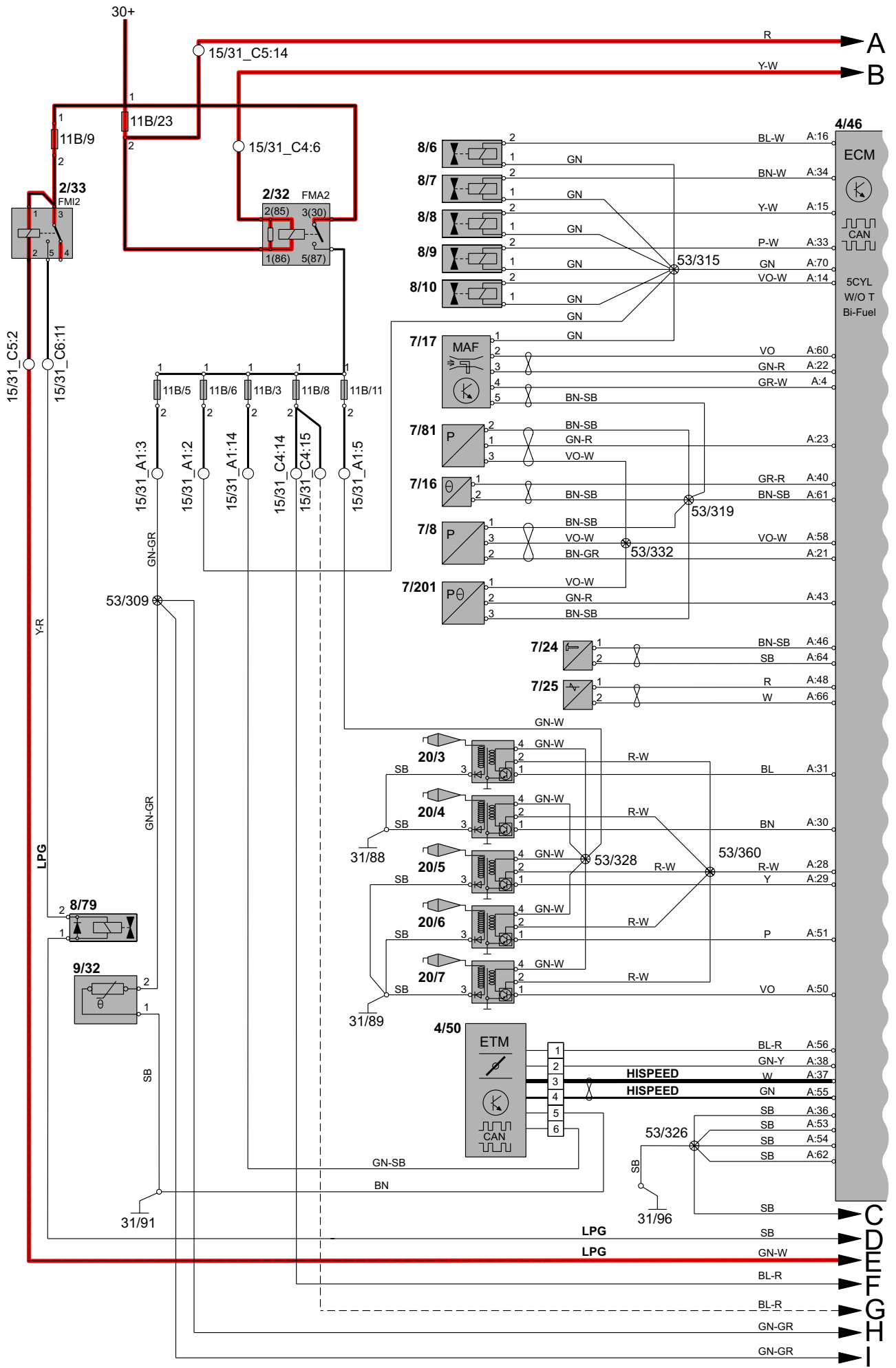
Group 23 Fuel system

Engine management system, 6-cyl 2:2



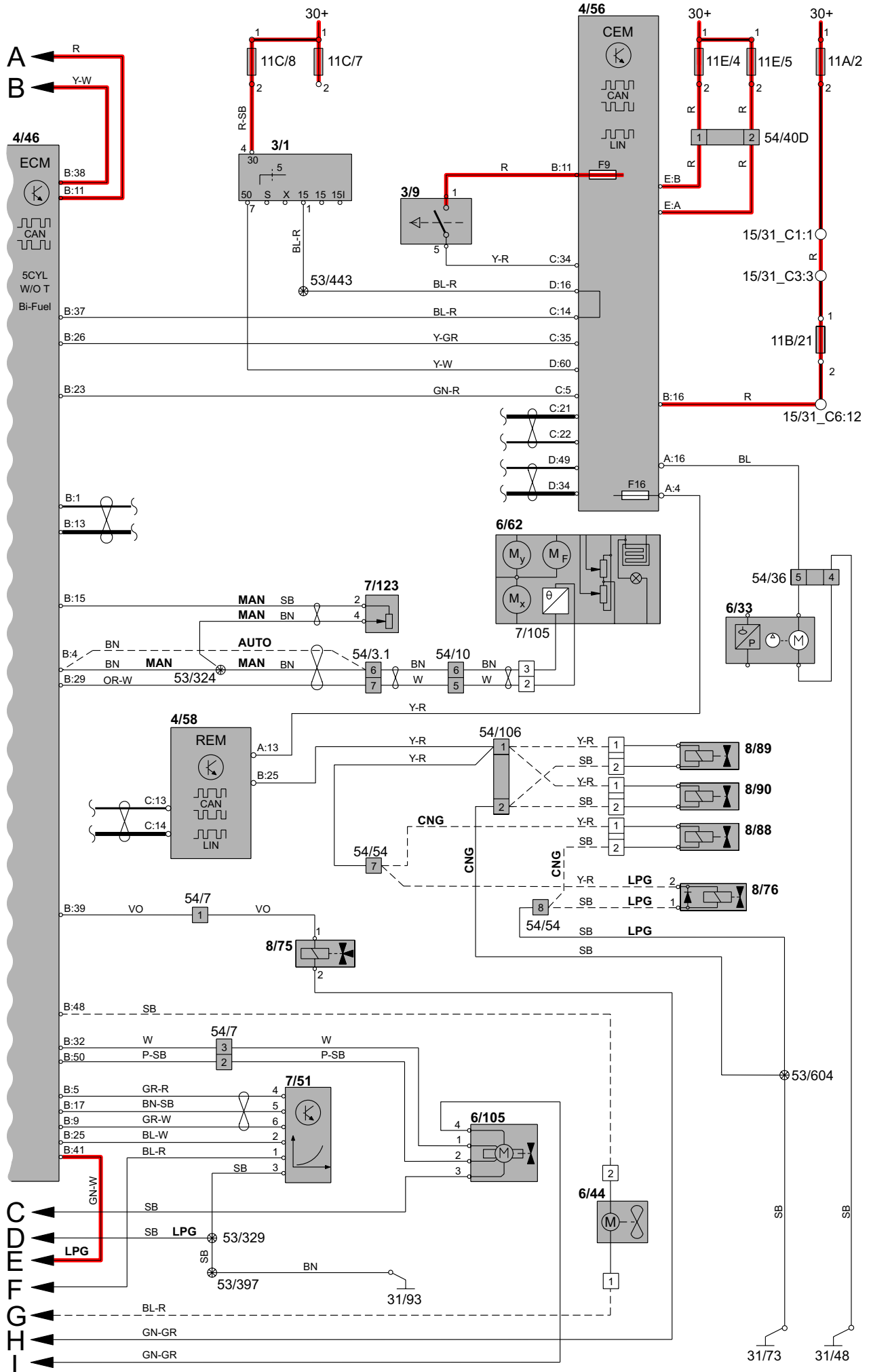
Group 23 Fuel system

Engine management system, Bi-fuel 1:2



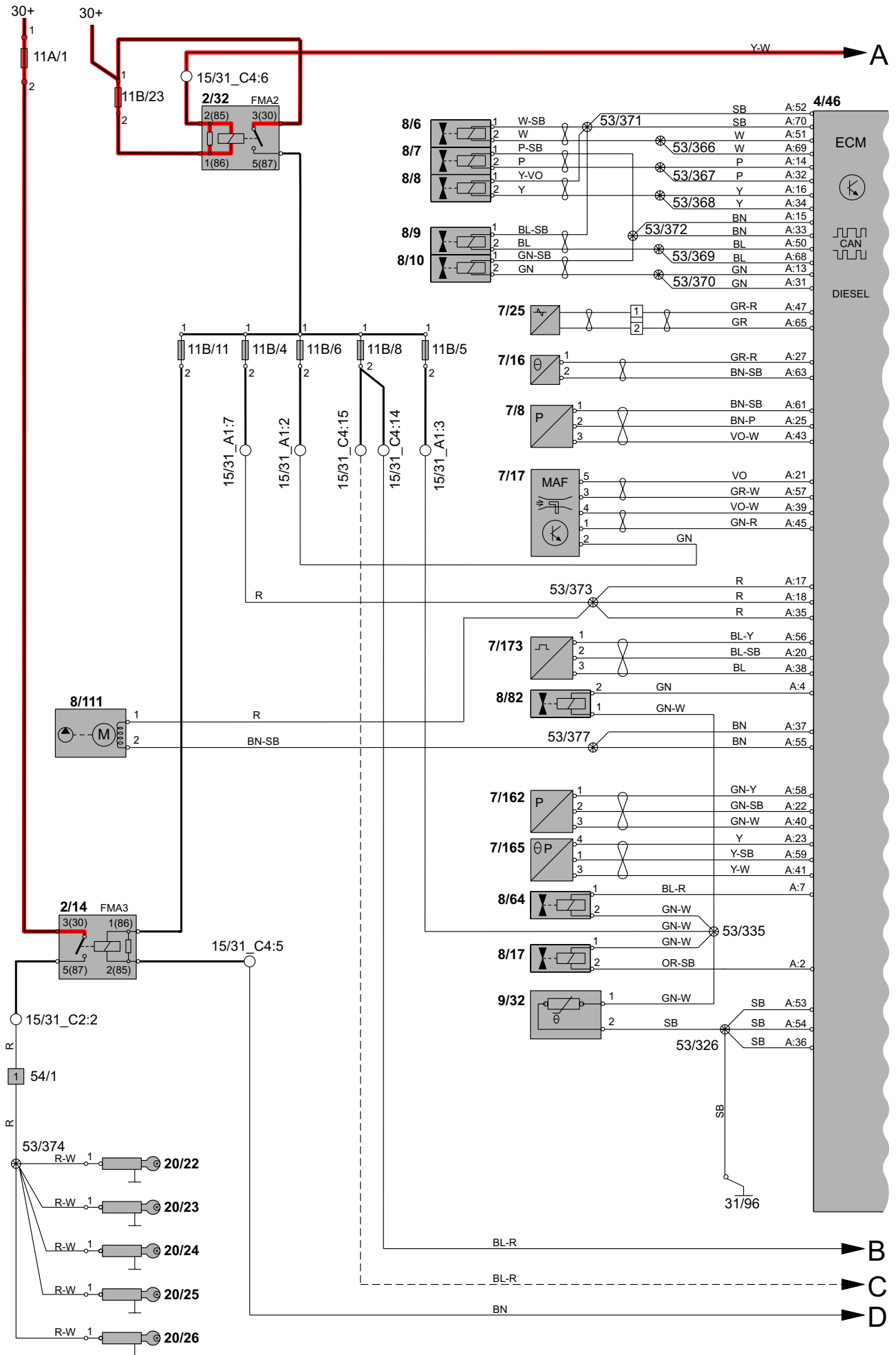
Group 23 Fuel system

Engine management system, Bi-fuel 2:2



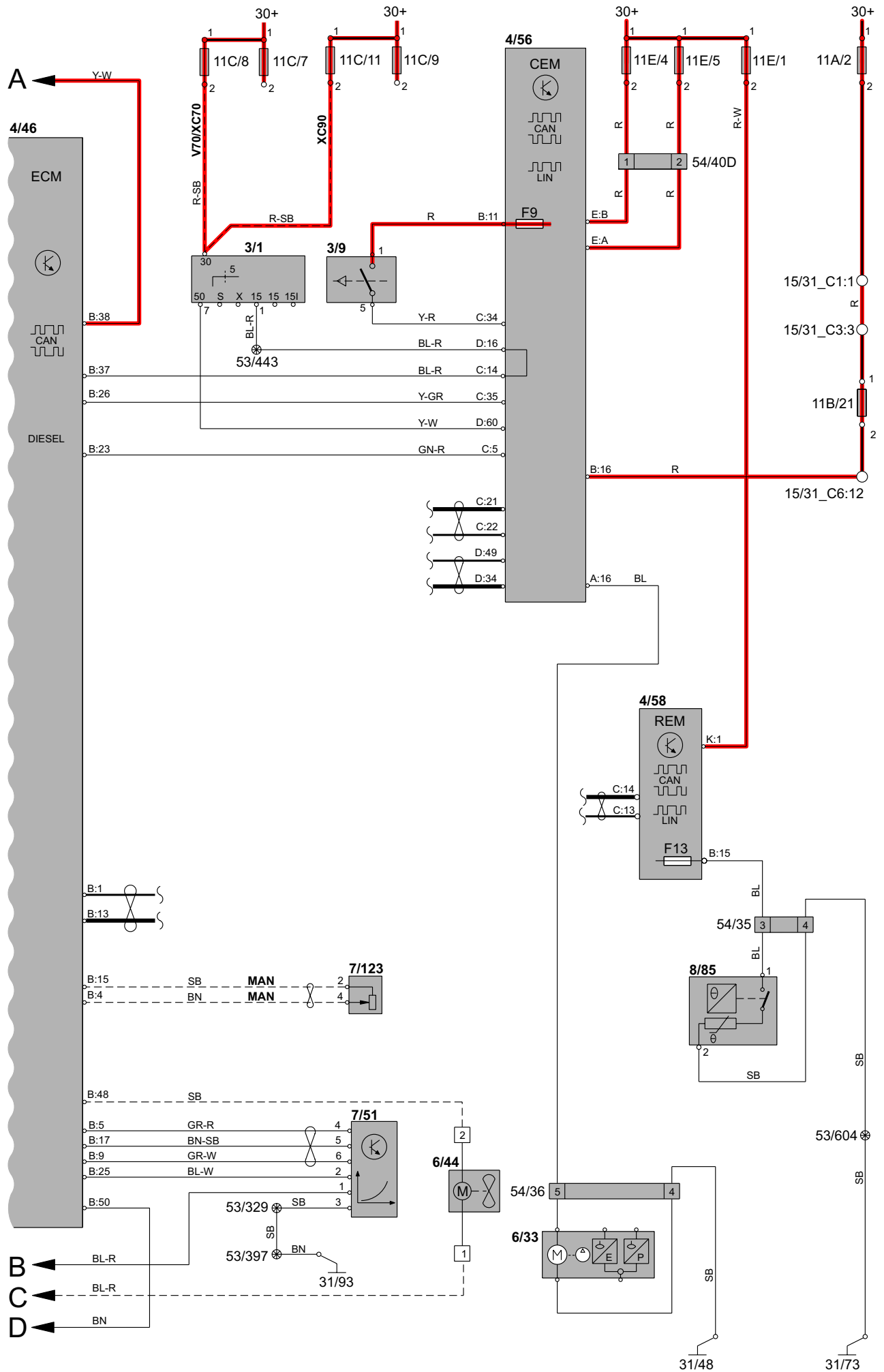
Group 23 Fuel system

Engine management system, Diesel 1:2



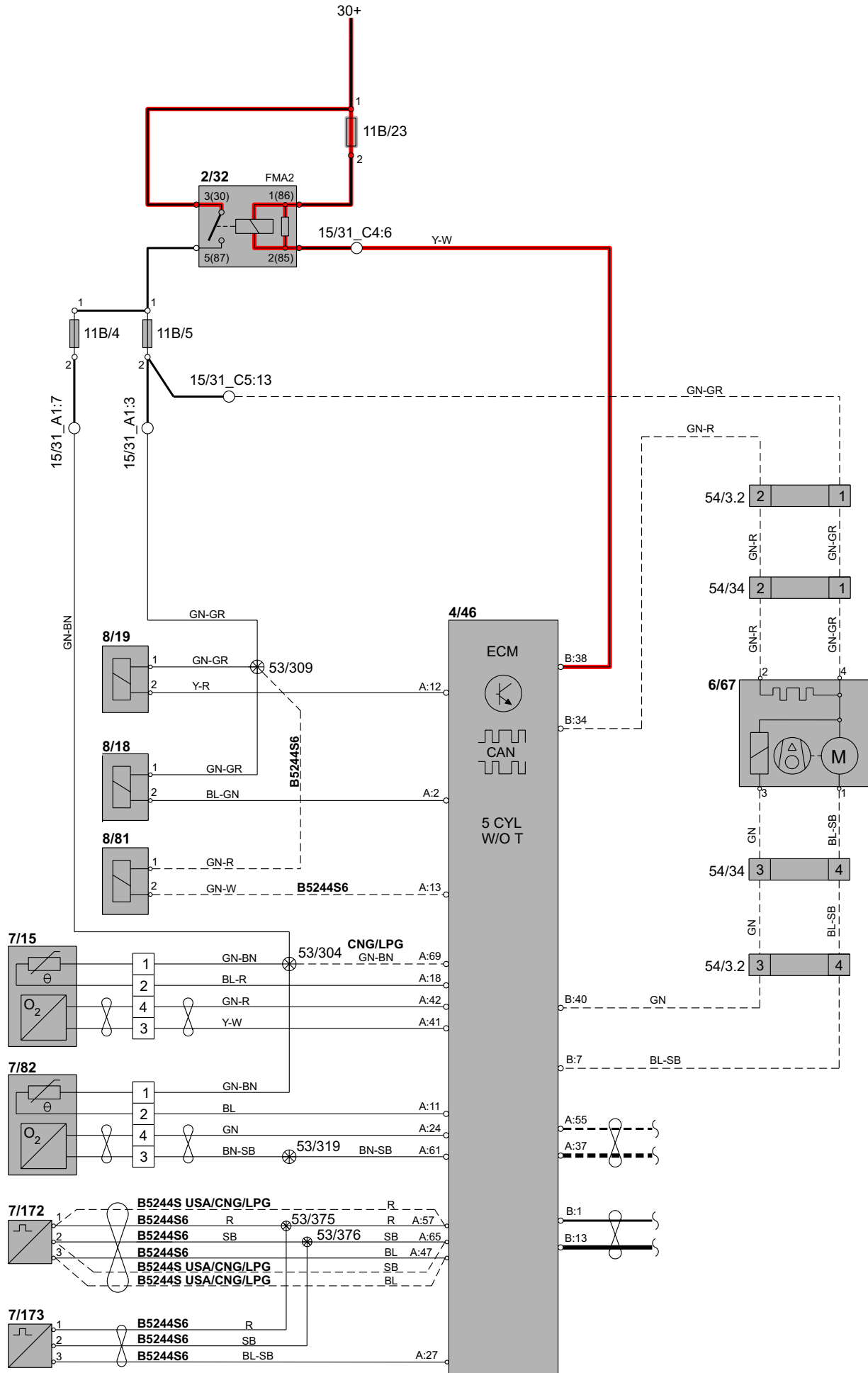
Group 23 Fuel system

Engine management system, Diesel 2:2



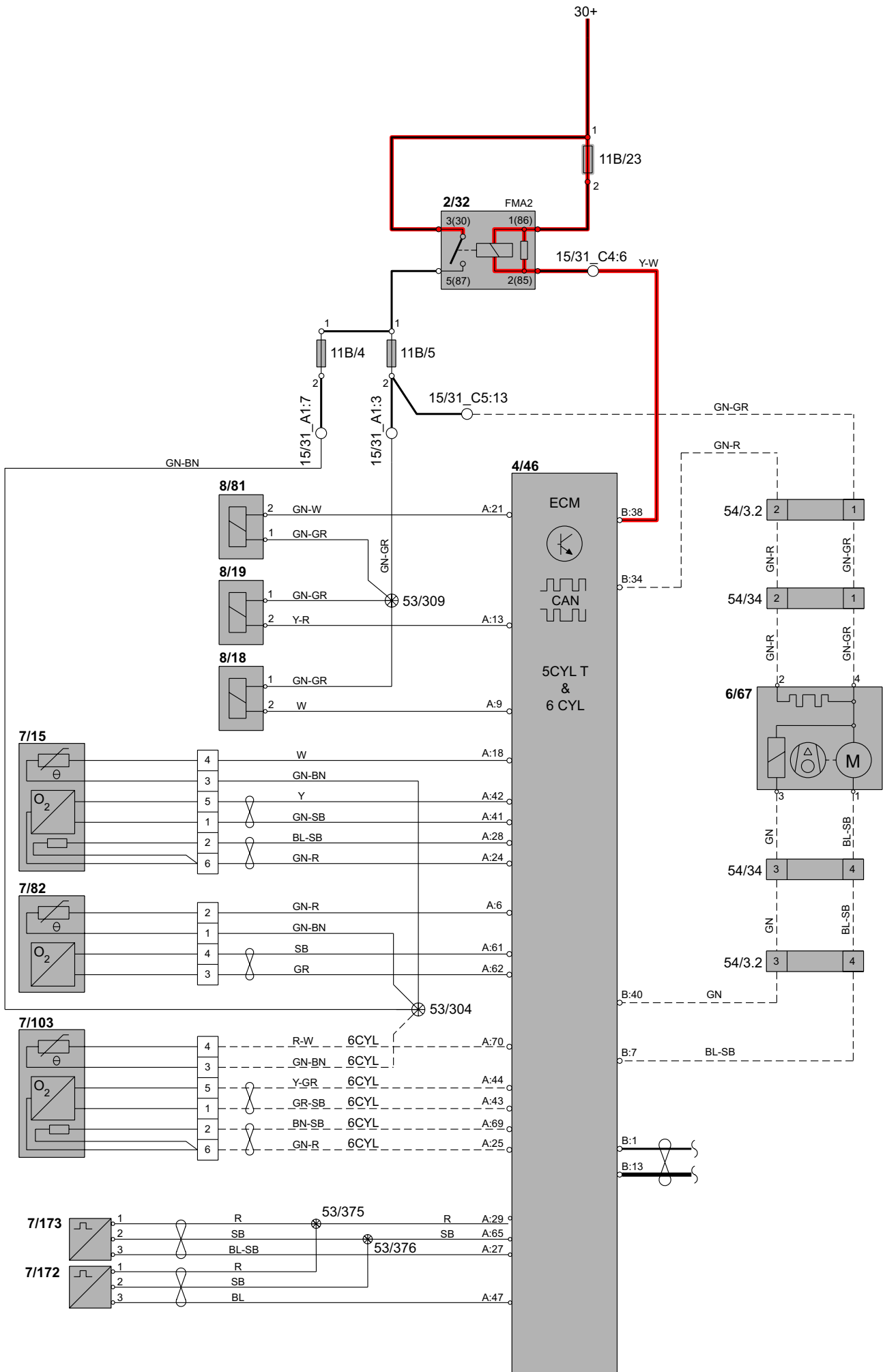
Group 23 Fuel system

Emission control, 5-cyl



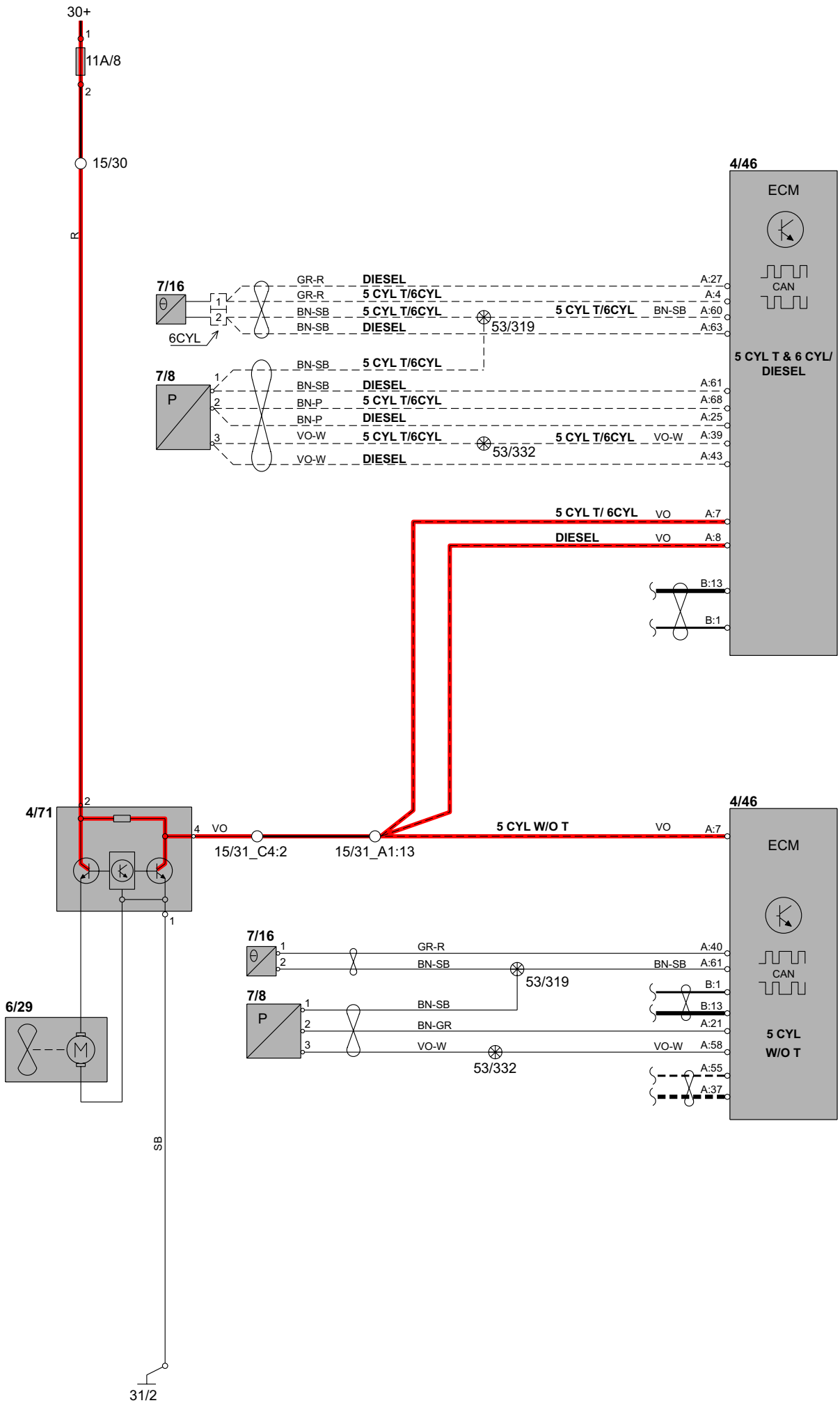
Group 23 Fuel system

Emission control, 5-cyl Turbo & 6-cyl Turbo



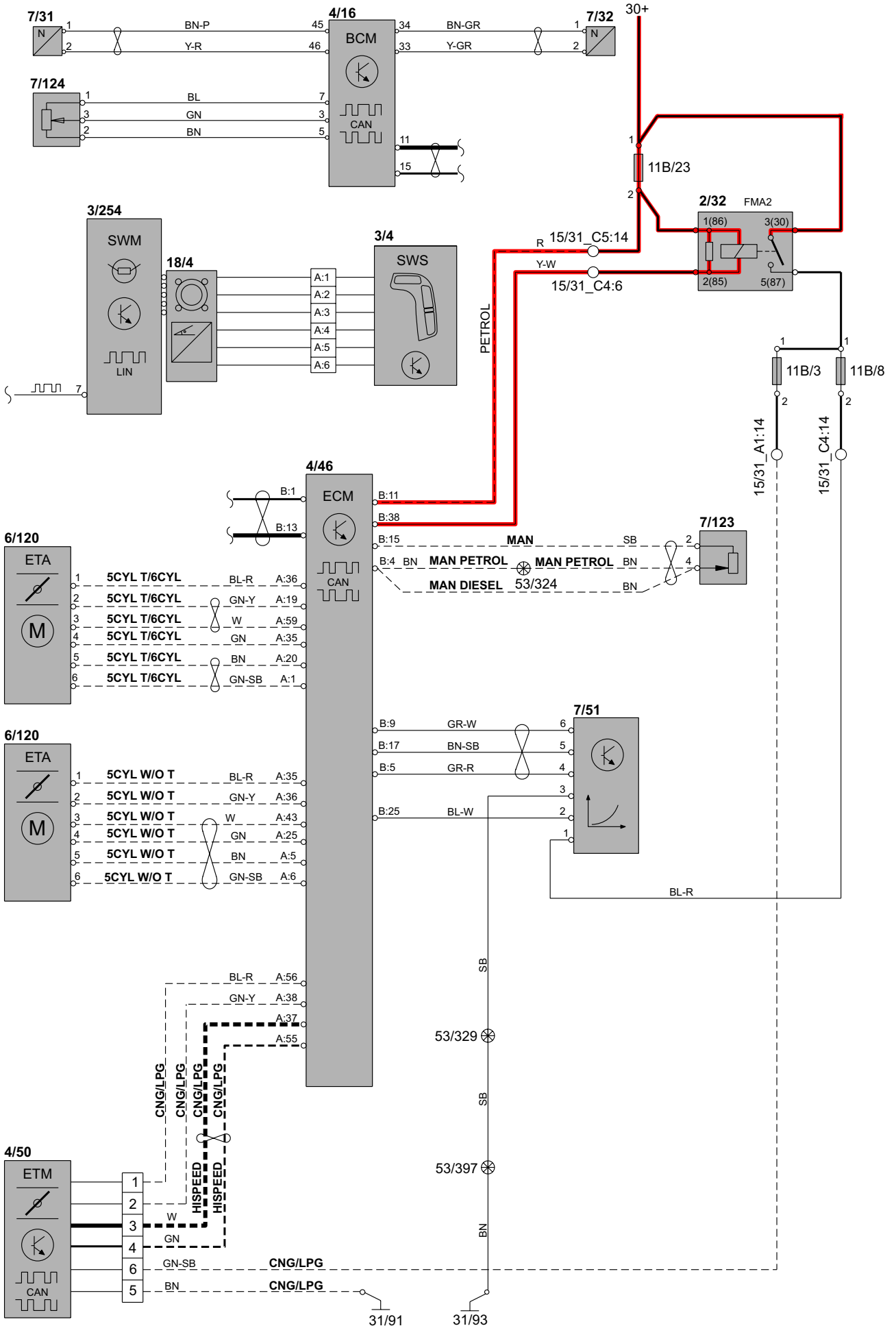
Group 26 Cooling system

Cooling fan



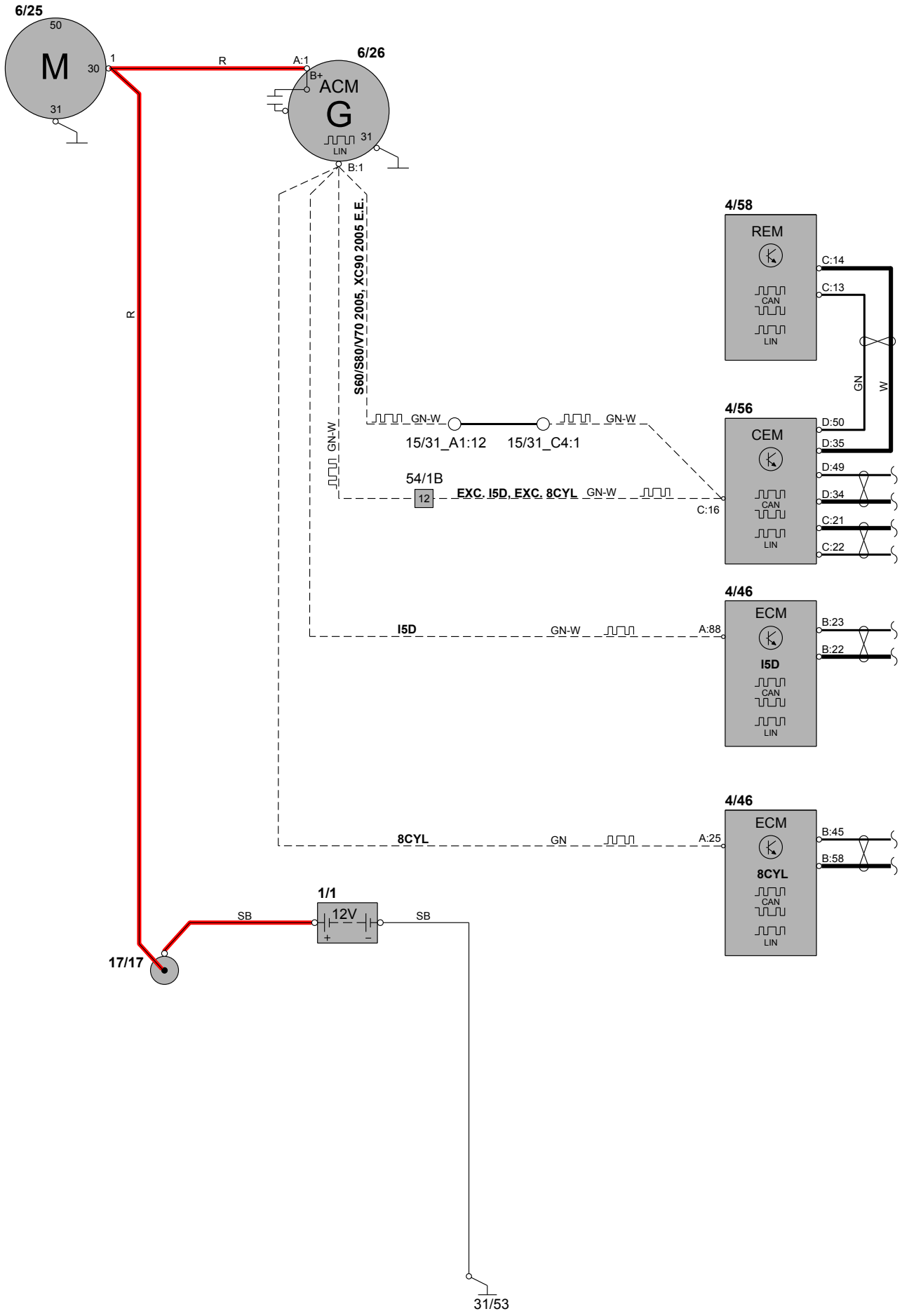
Group 27 Engine control

Cruise control



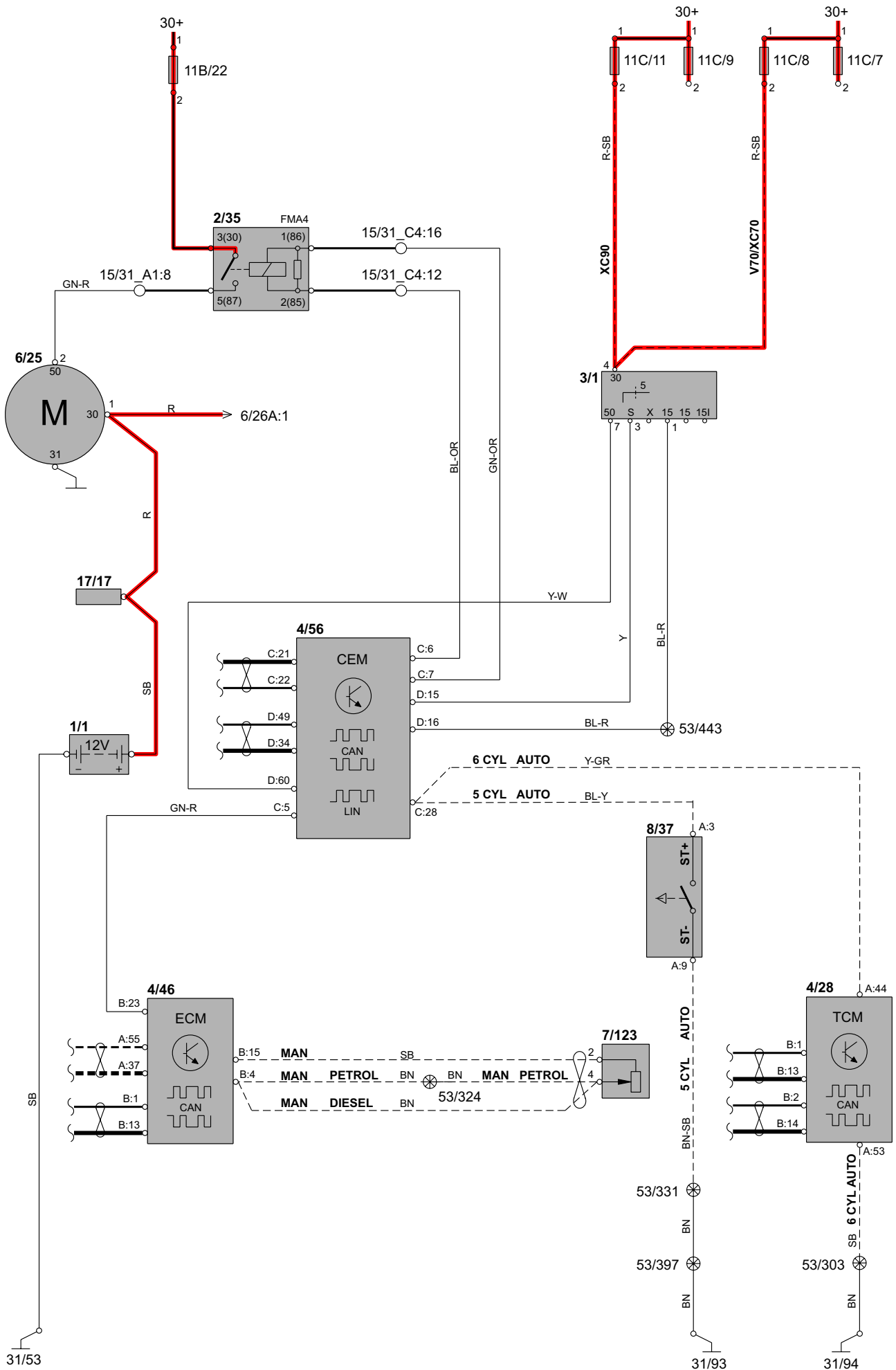
Group 32 Generator and voltage regulator

Power supply



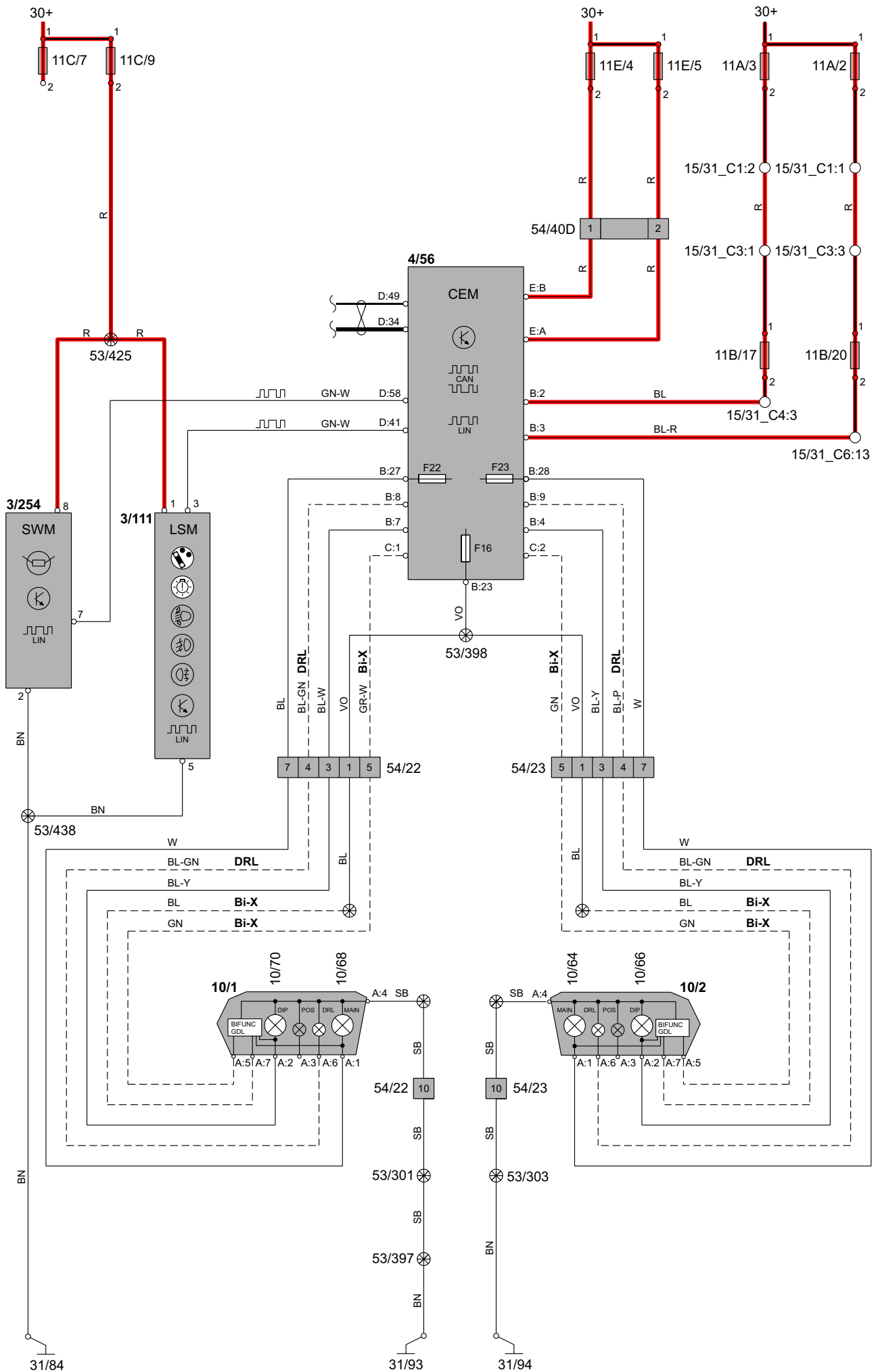
Group 33 Starting system

Starting system



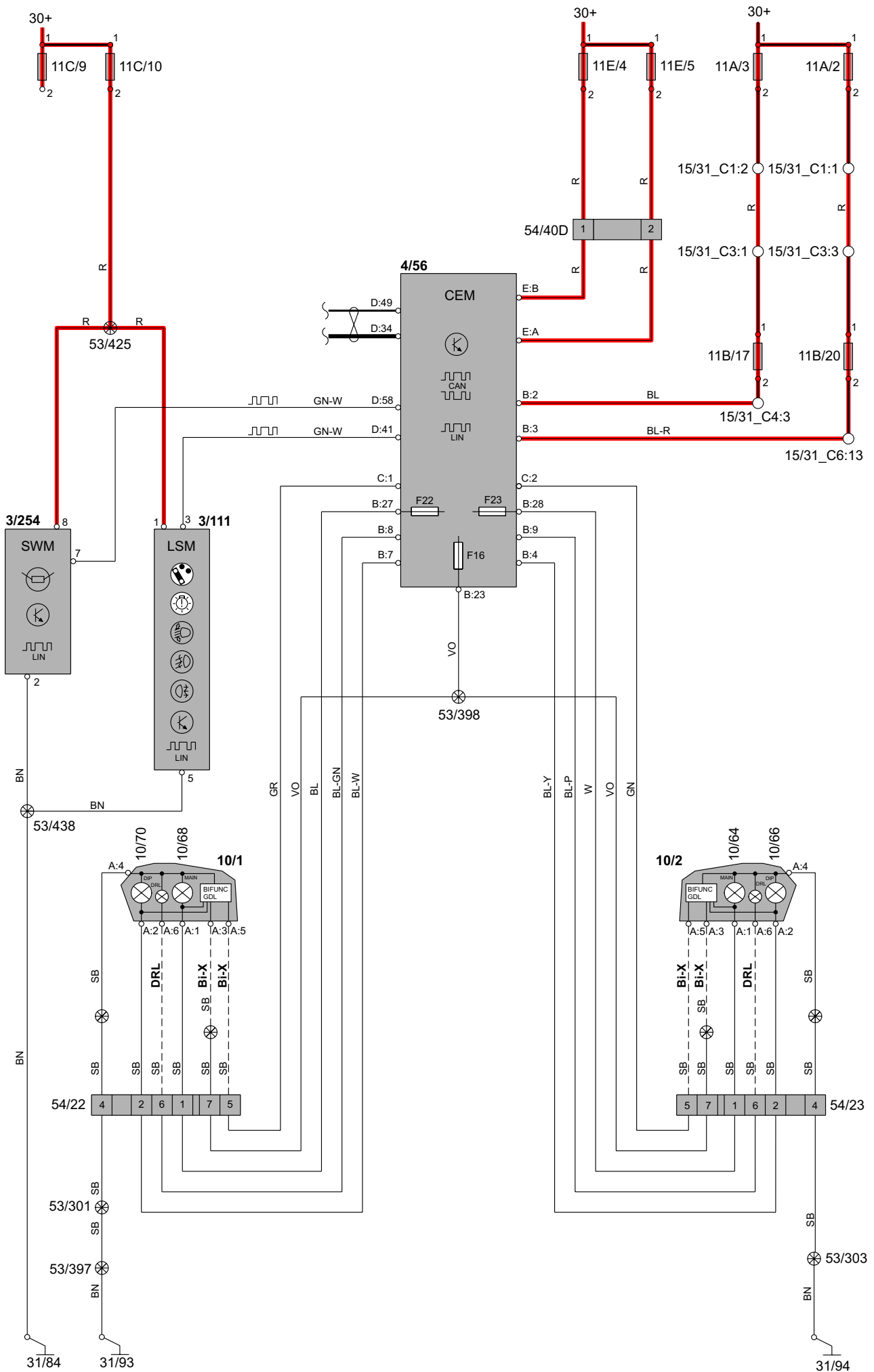
Group 35 Lighting

High and low beams/Bi-Xenon & Daytime running lights V70

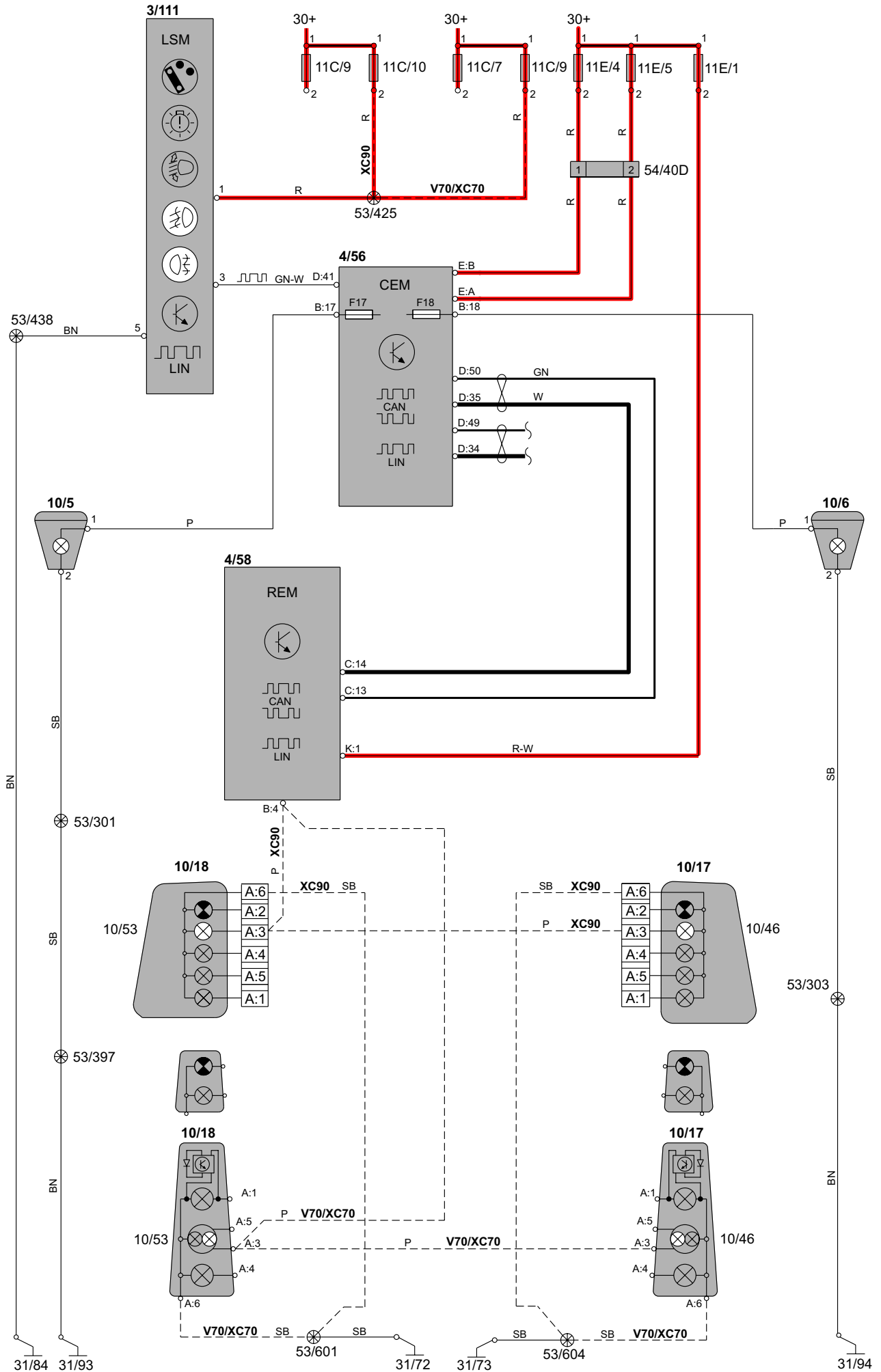


Group 35 Lighting

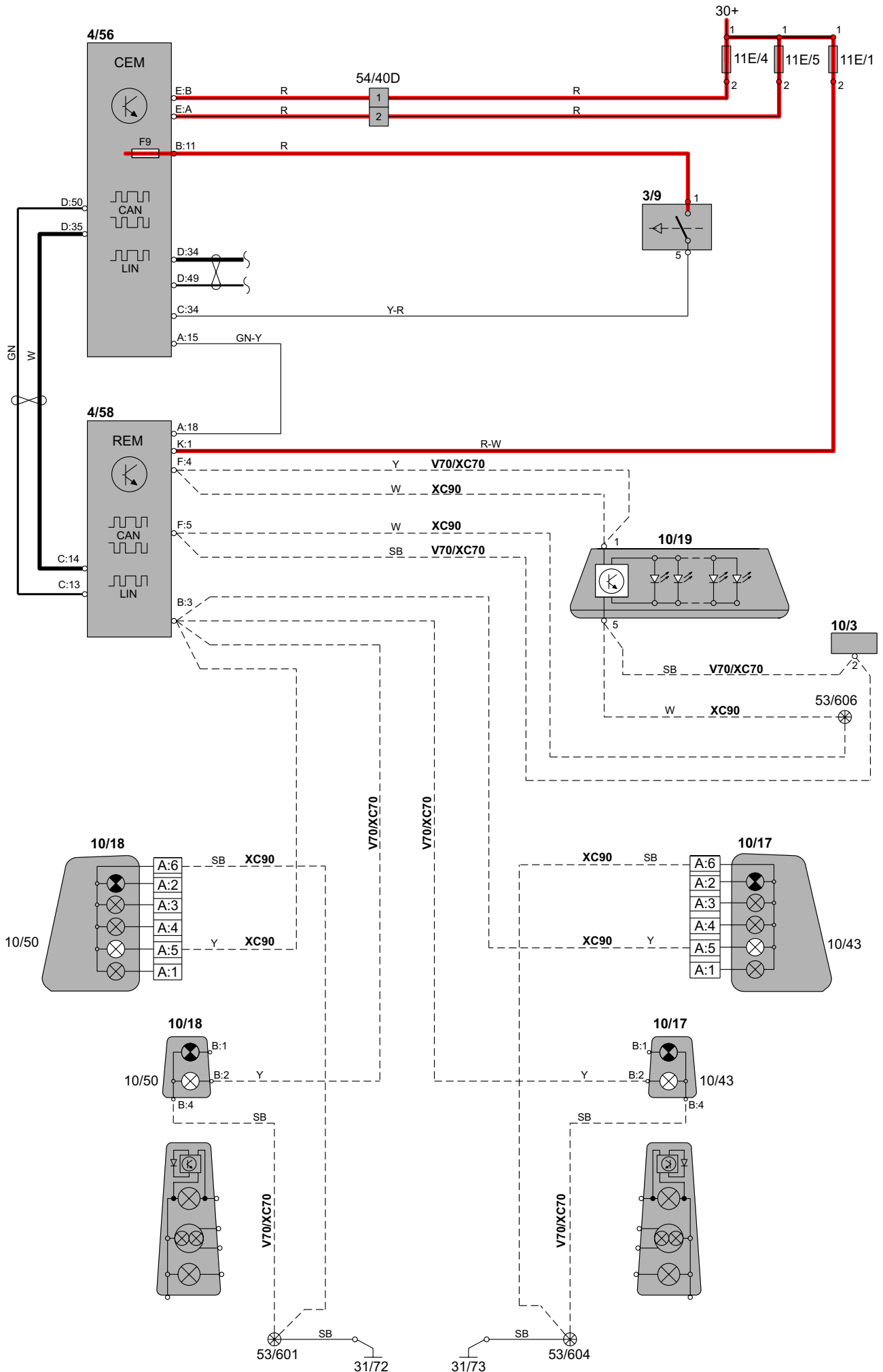
High and low beams/Bi-Xenon & Daytime running lights XC90



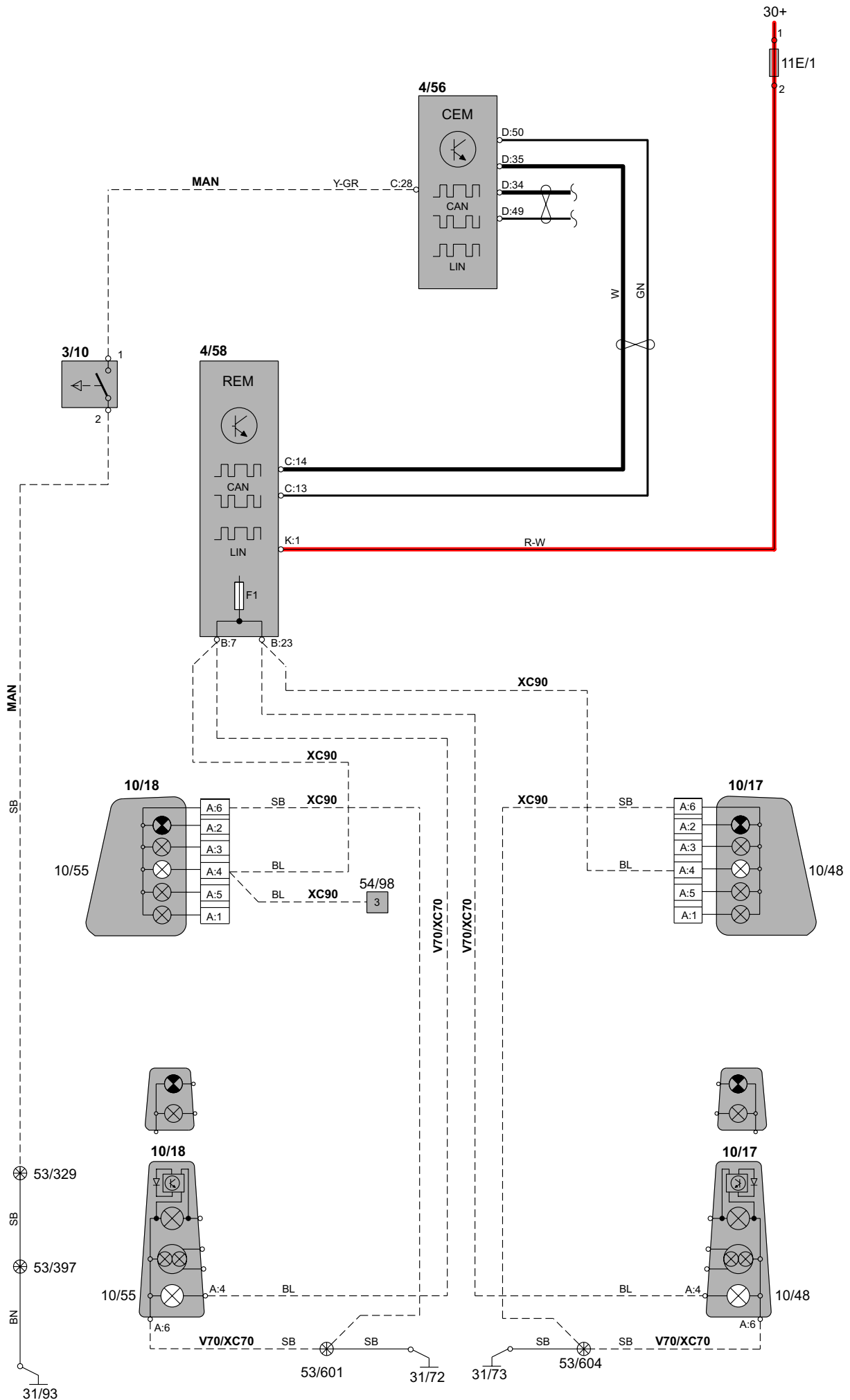
Group 35 Lighting Fog lights



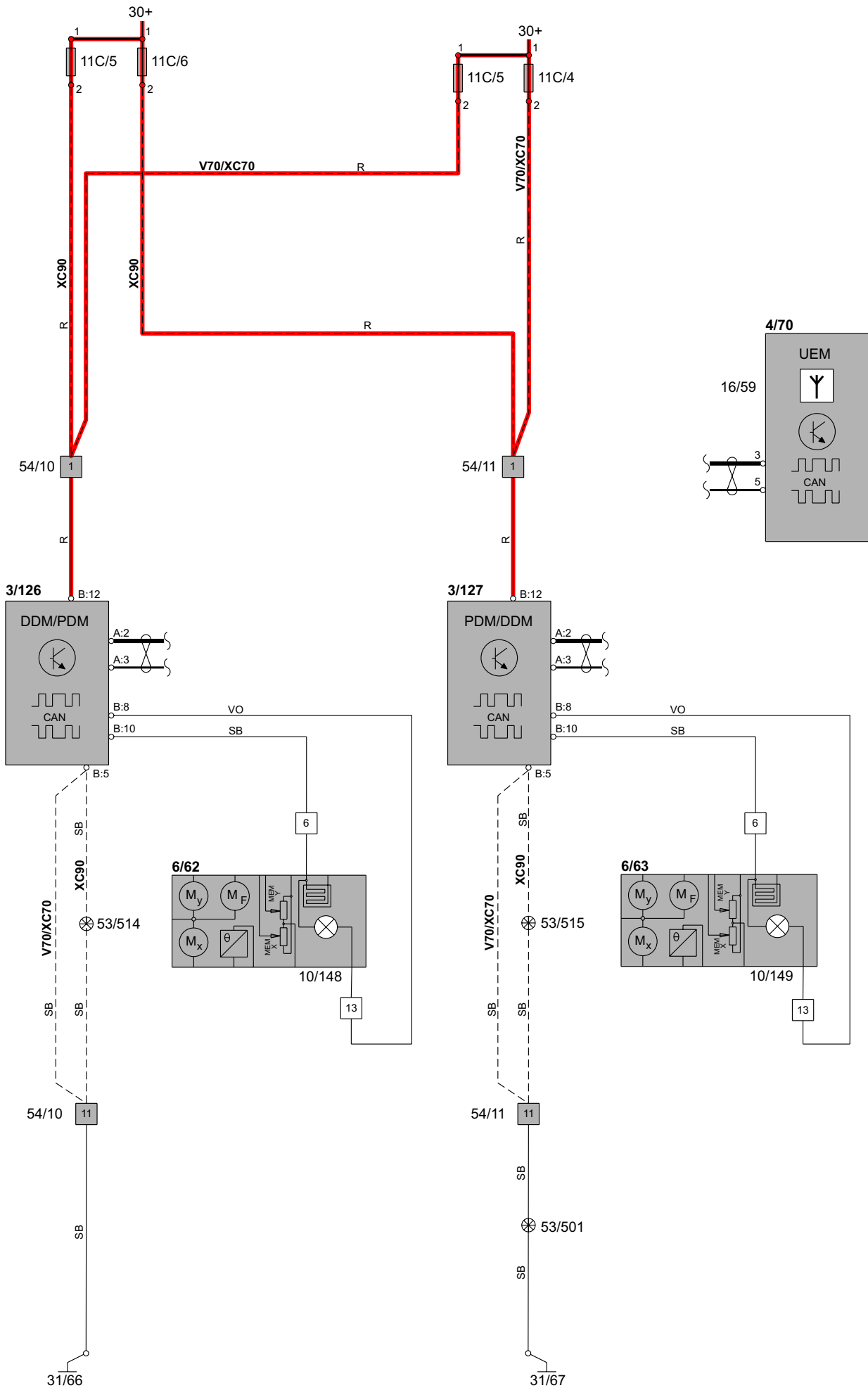
Group 35 Lighting Brake lights



Group 35 Lighting Reversing lights

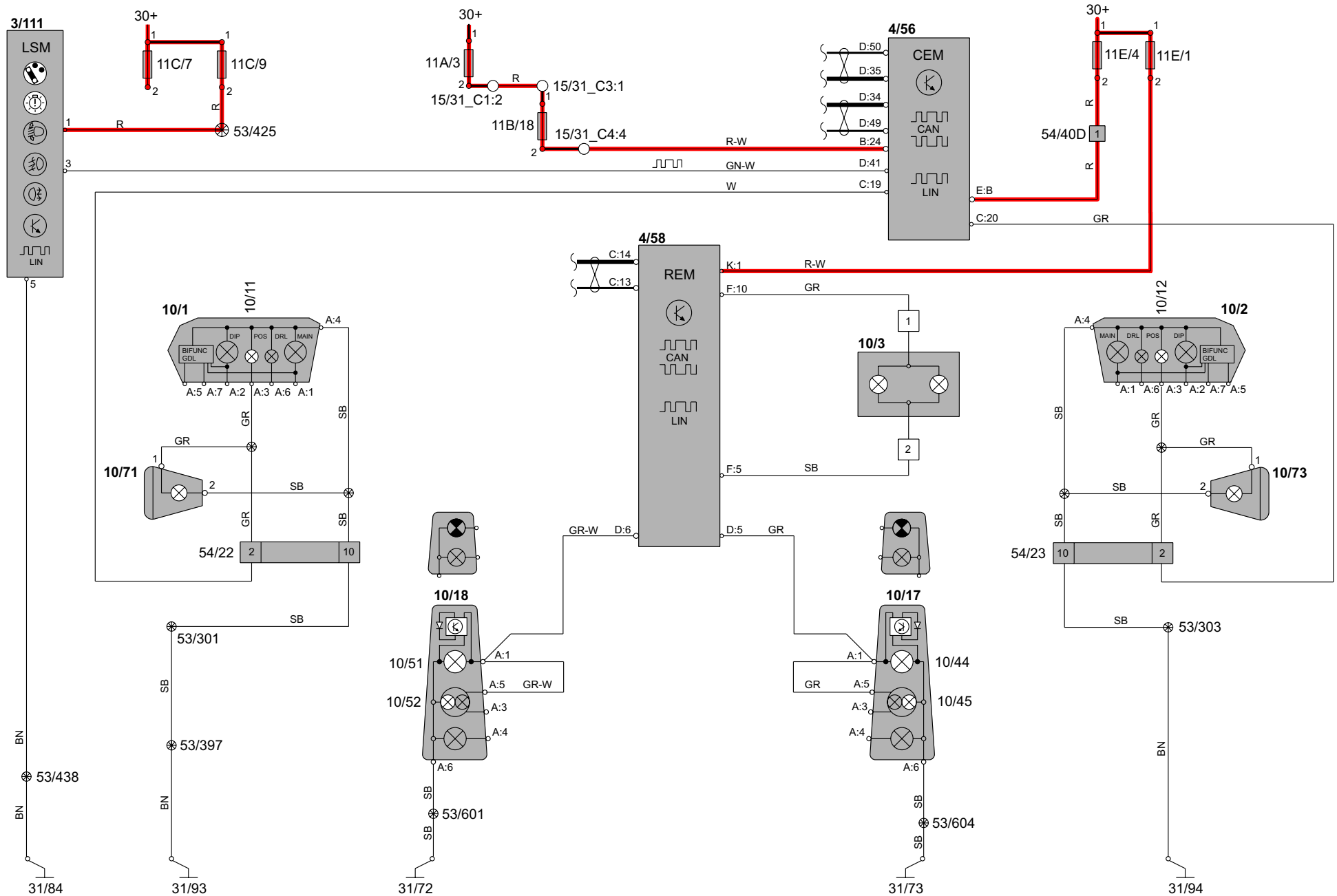


Group 35 Lighting Home safe lighting



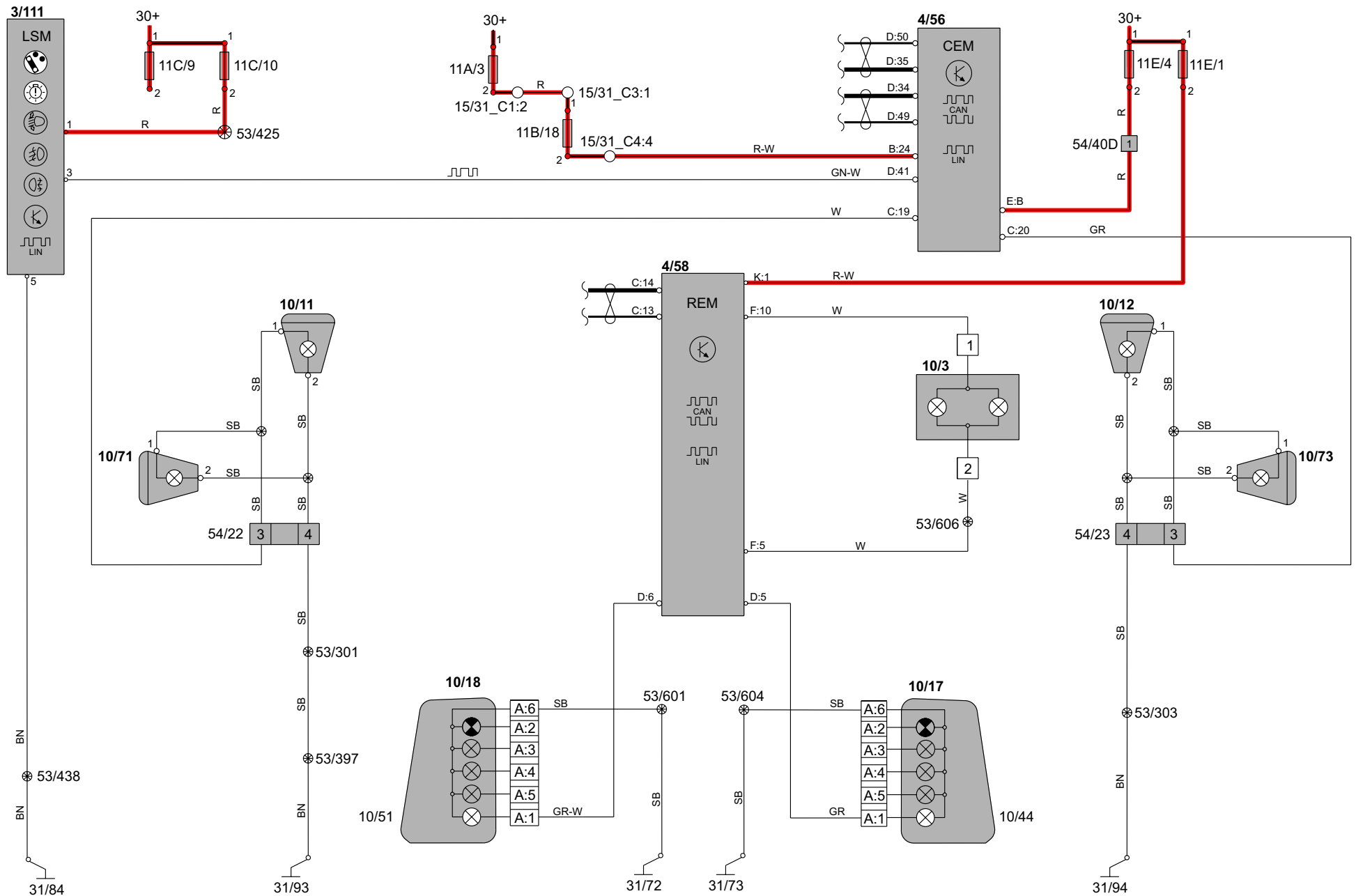
Group 35 Lighting

Running/parking lights, tail lights & license plate lighting V70

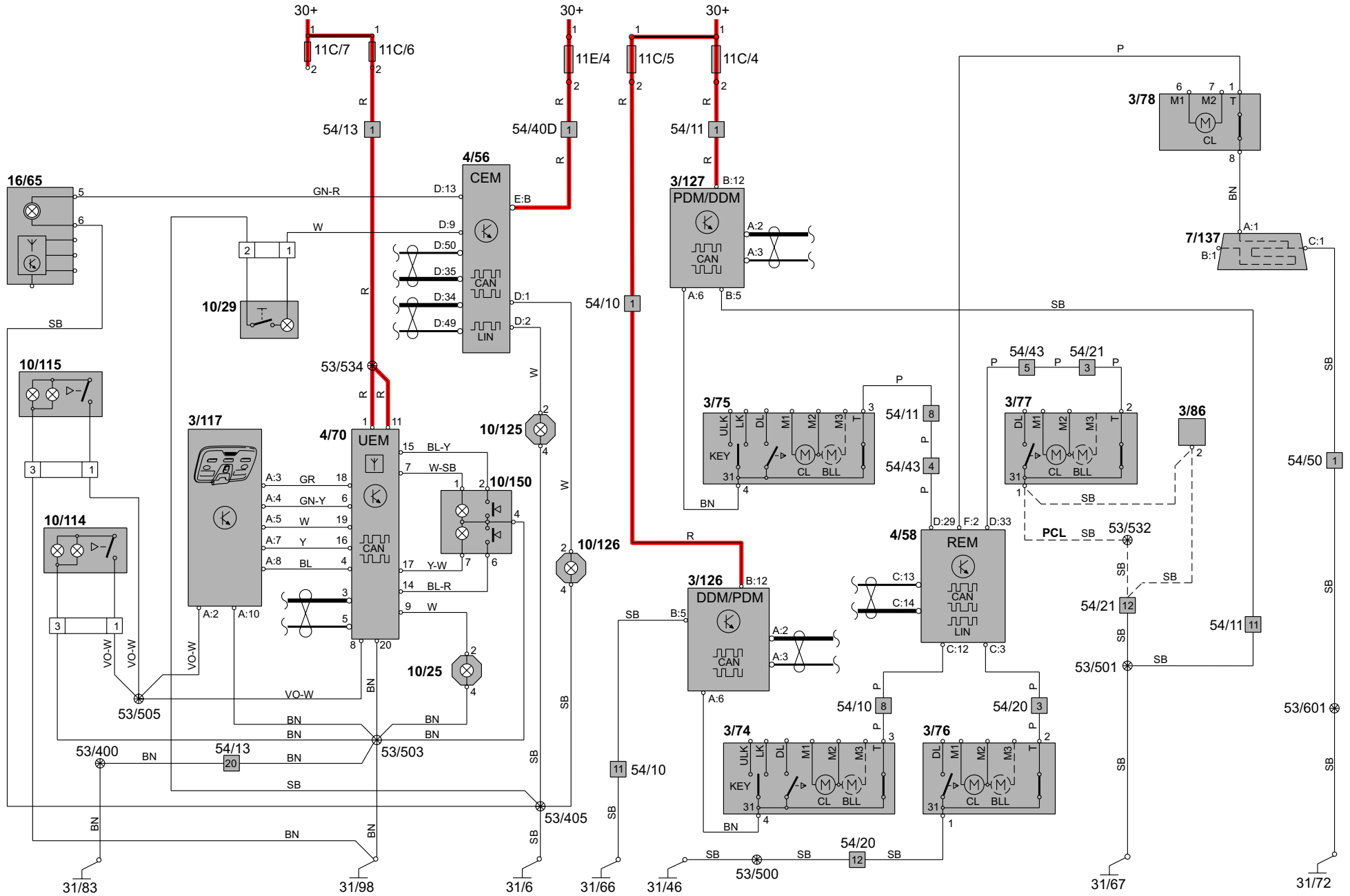


Group 35 Lighting

Position/parking lights, tail lights & license plate lighting XC90

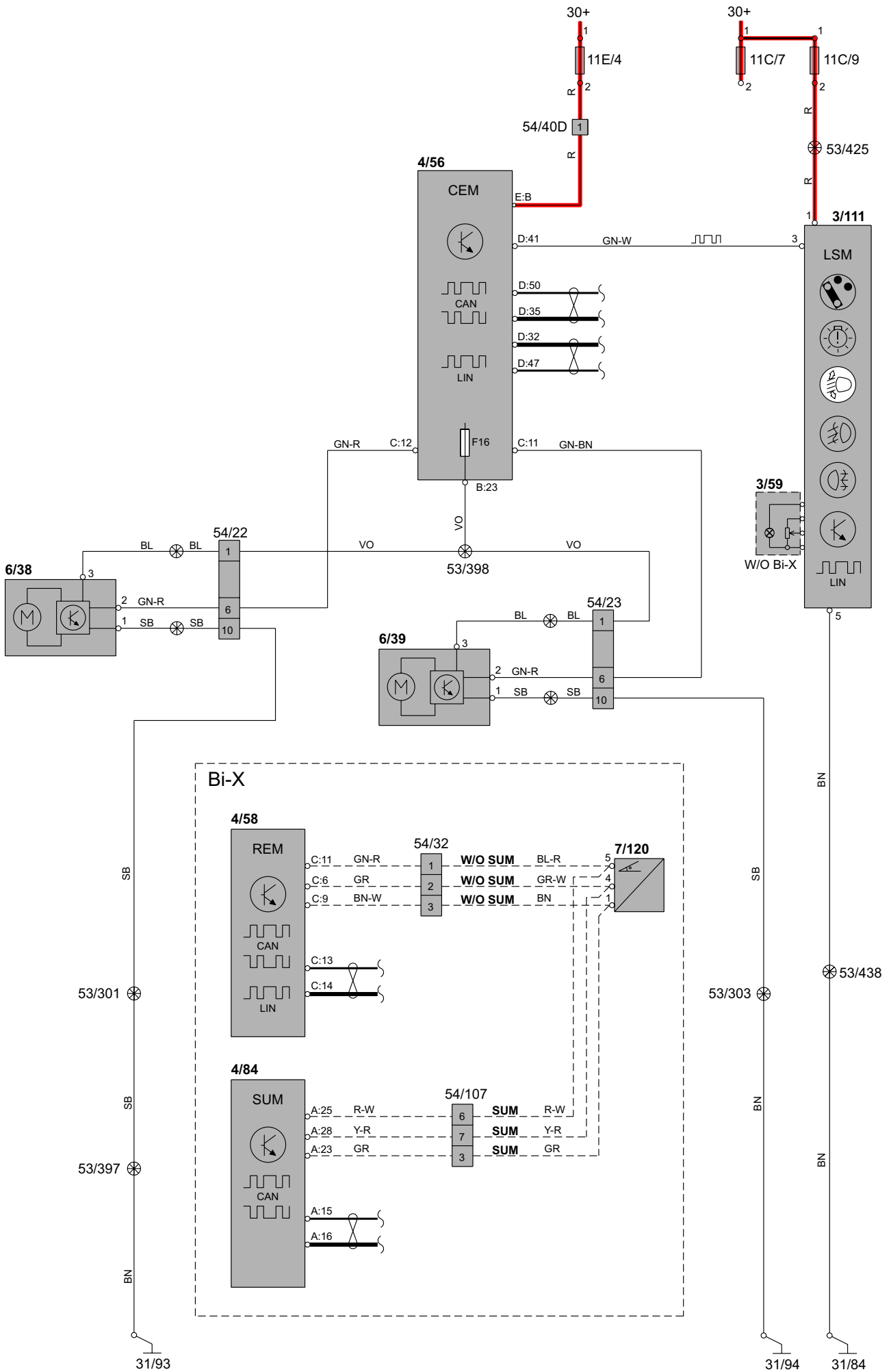


Group 35 Lighting Interior lighting V70



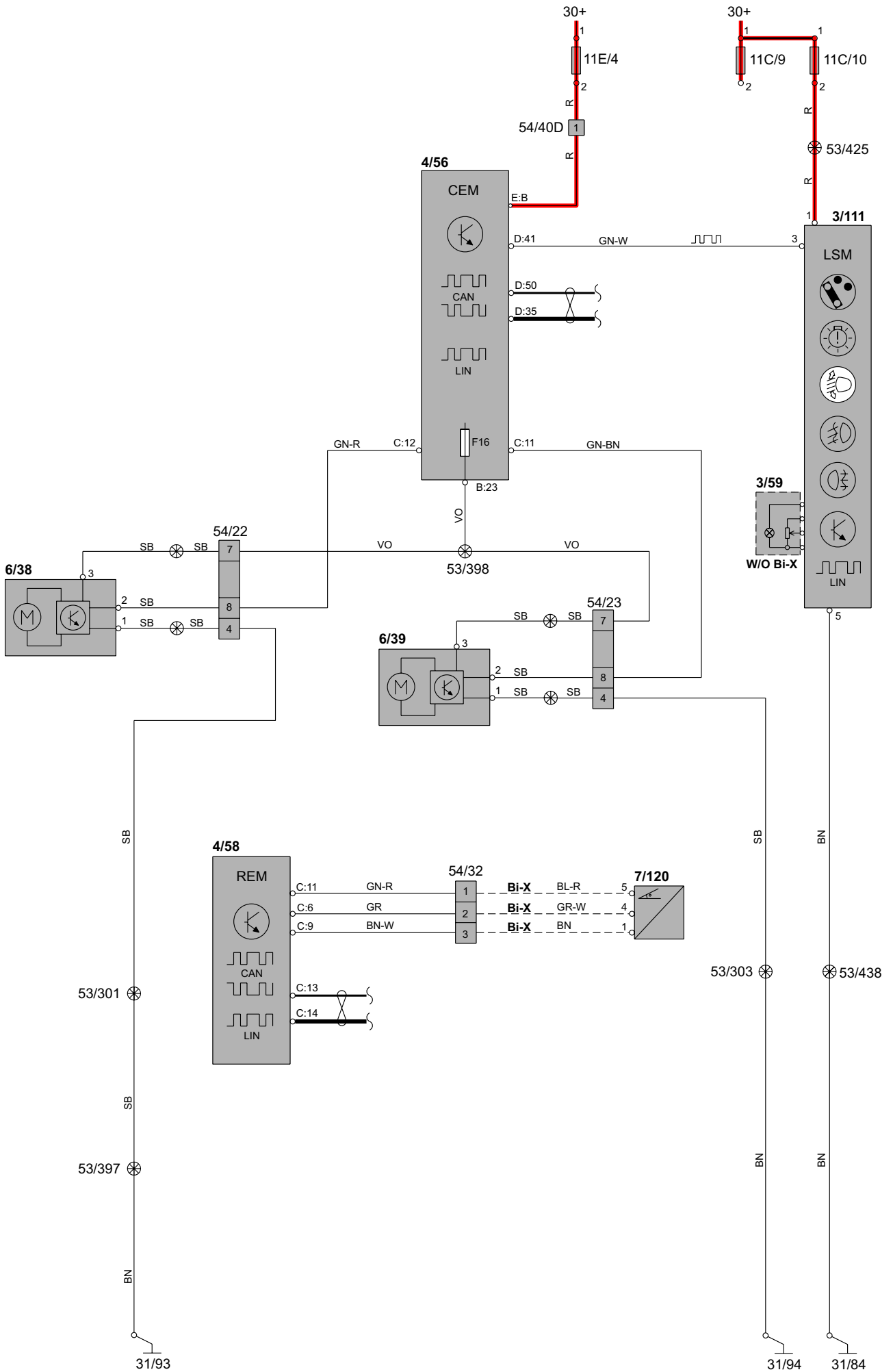
Group 35 Lighting

Beam length adjustment V70

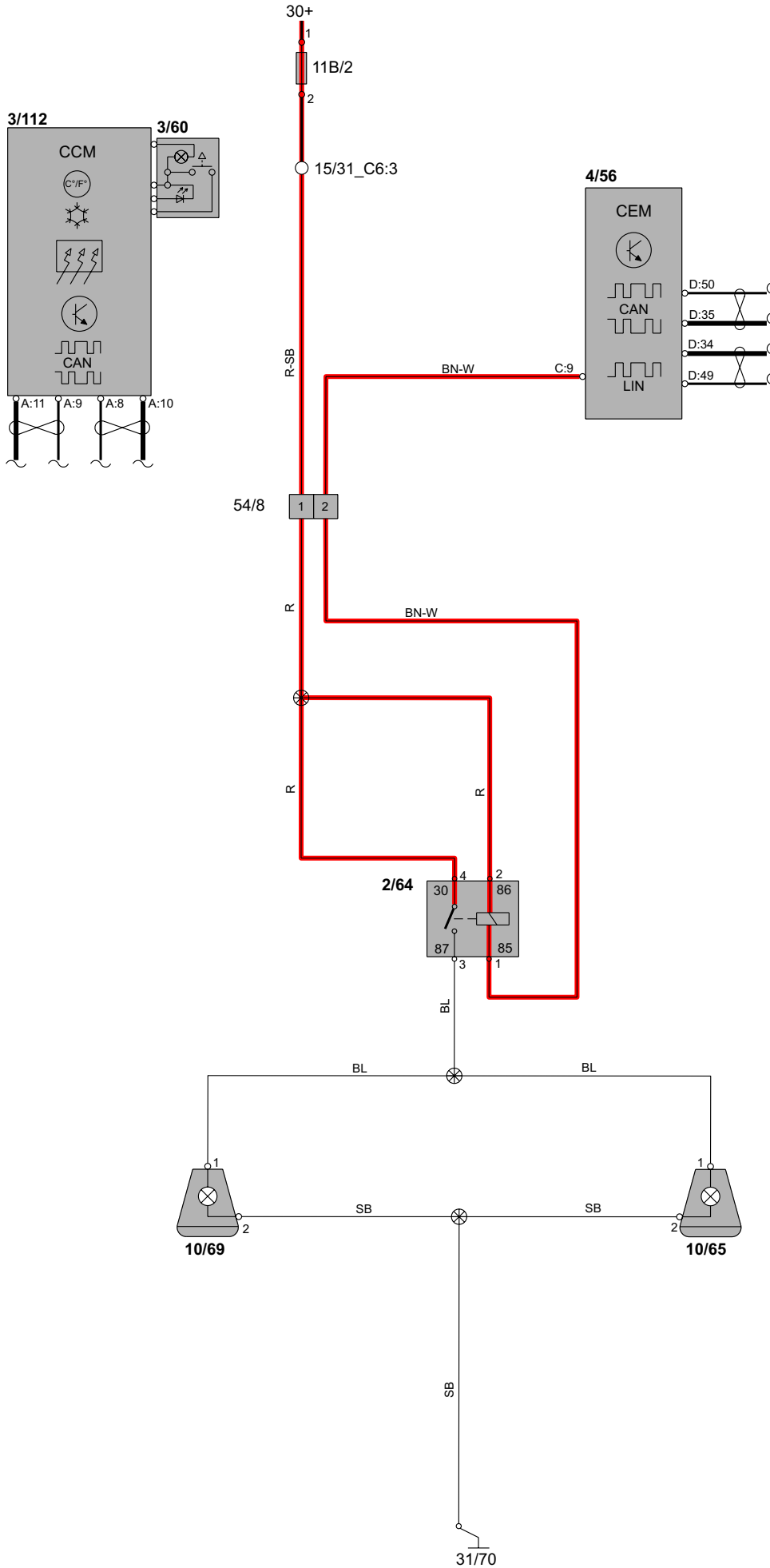


Group 35 Lighting

Beam length adjustment XC90

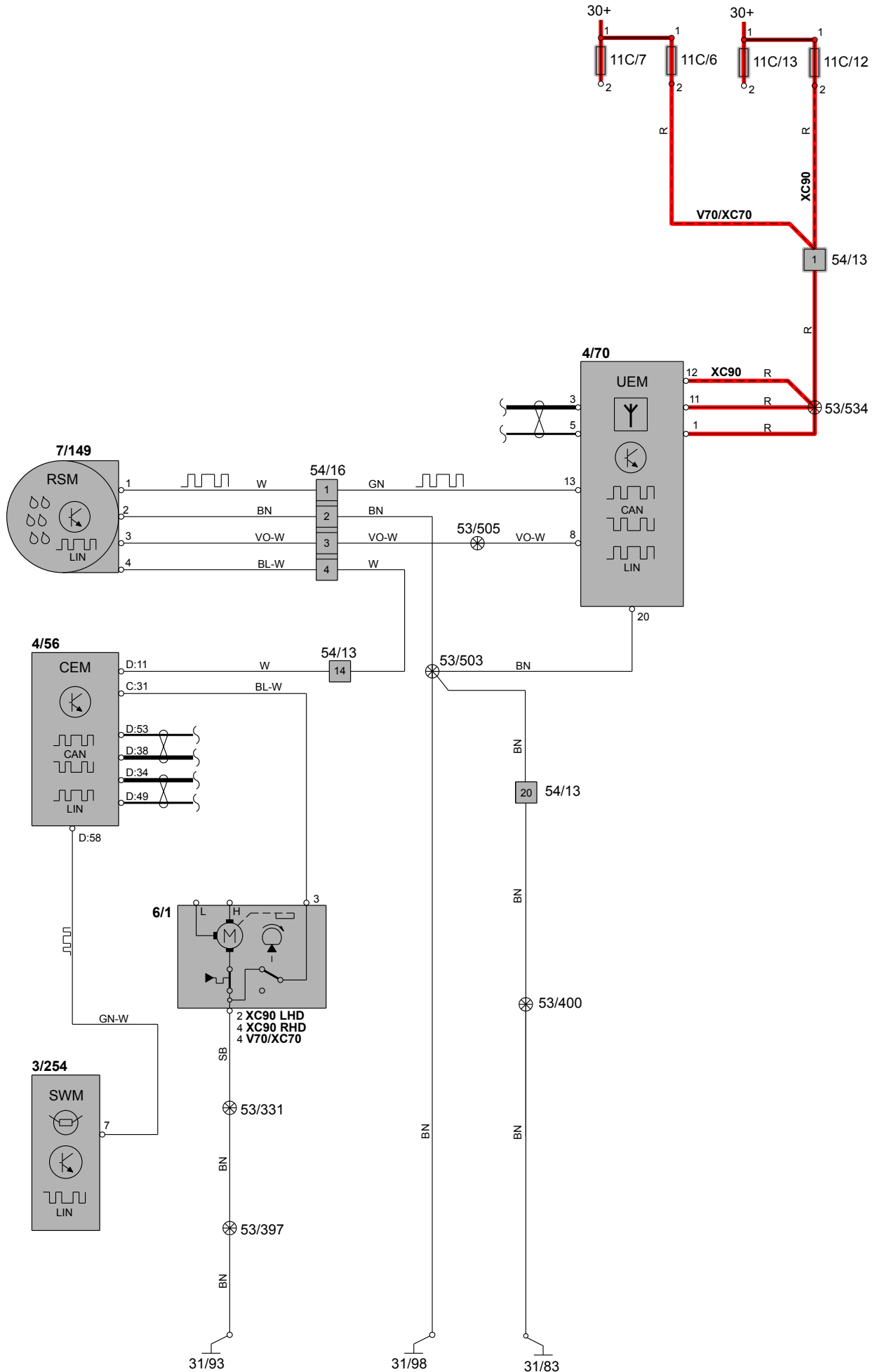


Group 35 Lighting, Accessories Auxiliary light



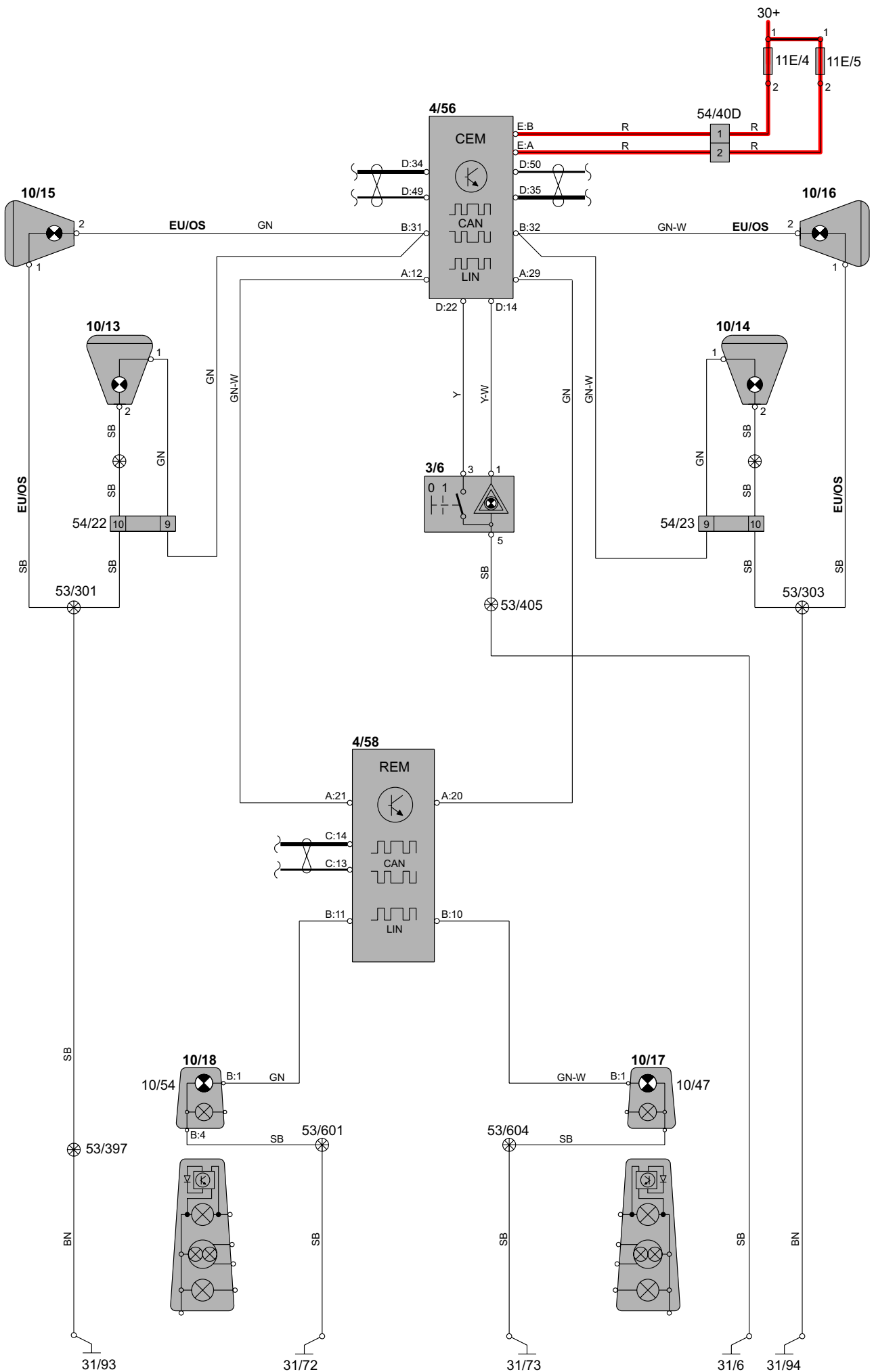
Group 36 Additional electrical equipment

Rain sensor



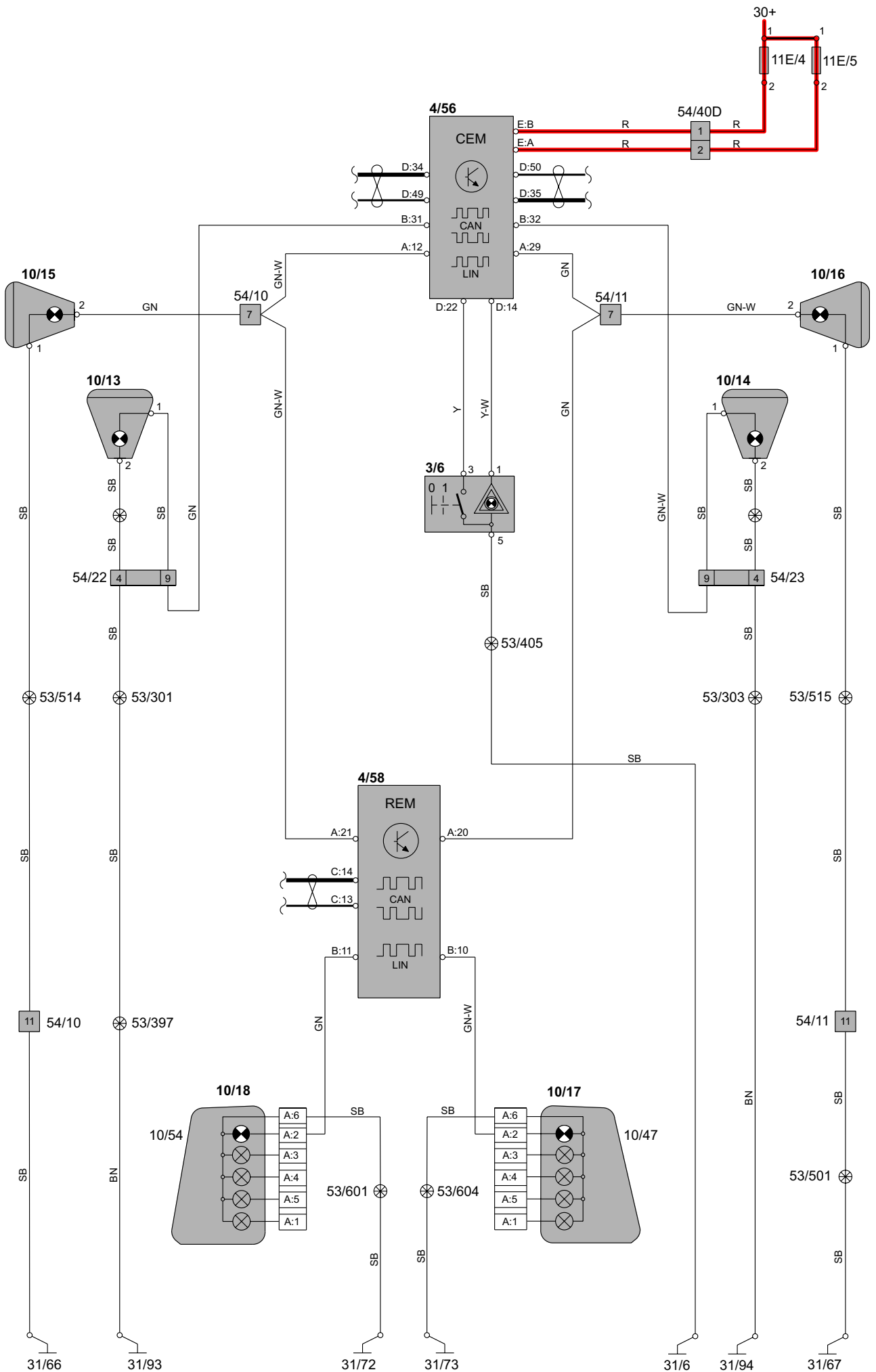
Group 36 Additional electrical equipment

Direction indicators and flashing hazard lights V70



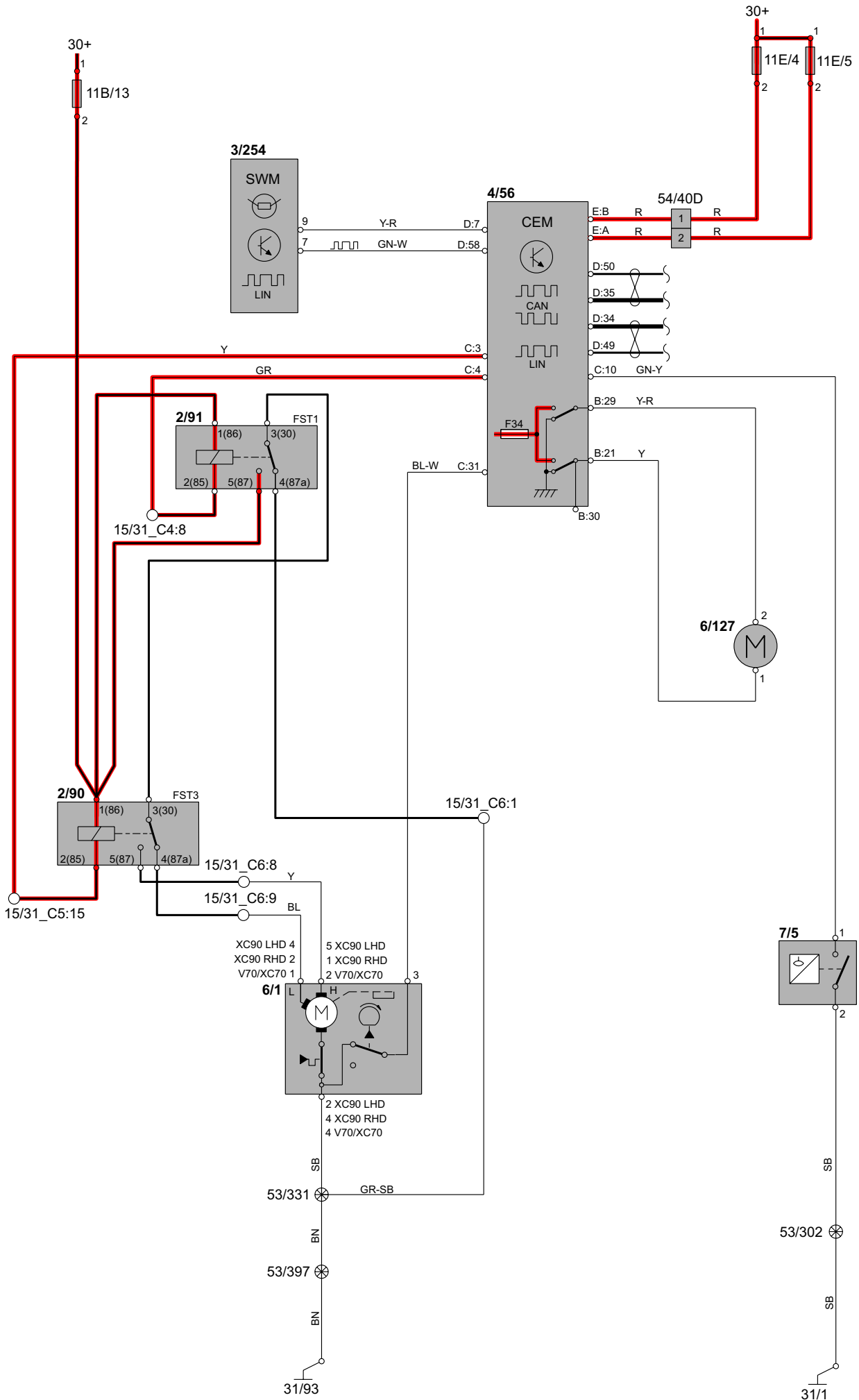
Group 36 Additional electrical equipment

Direction indicators and hazard warning flashers XC90

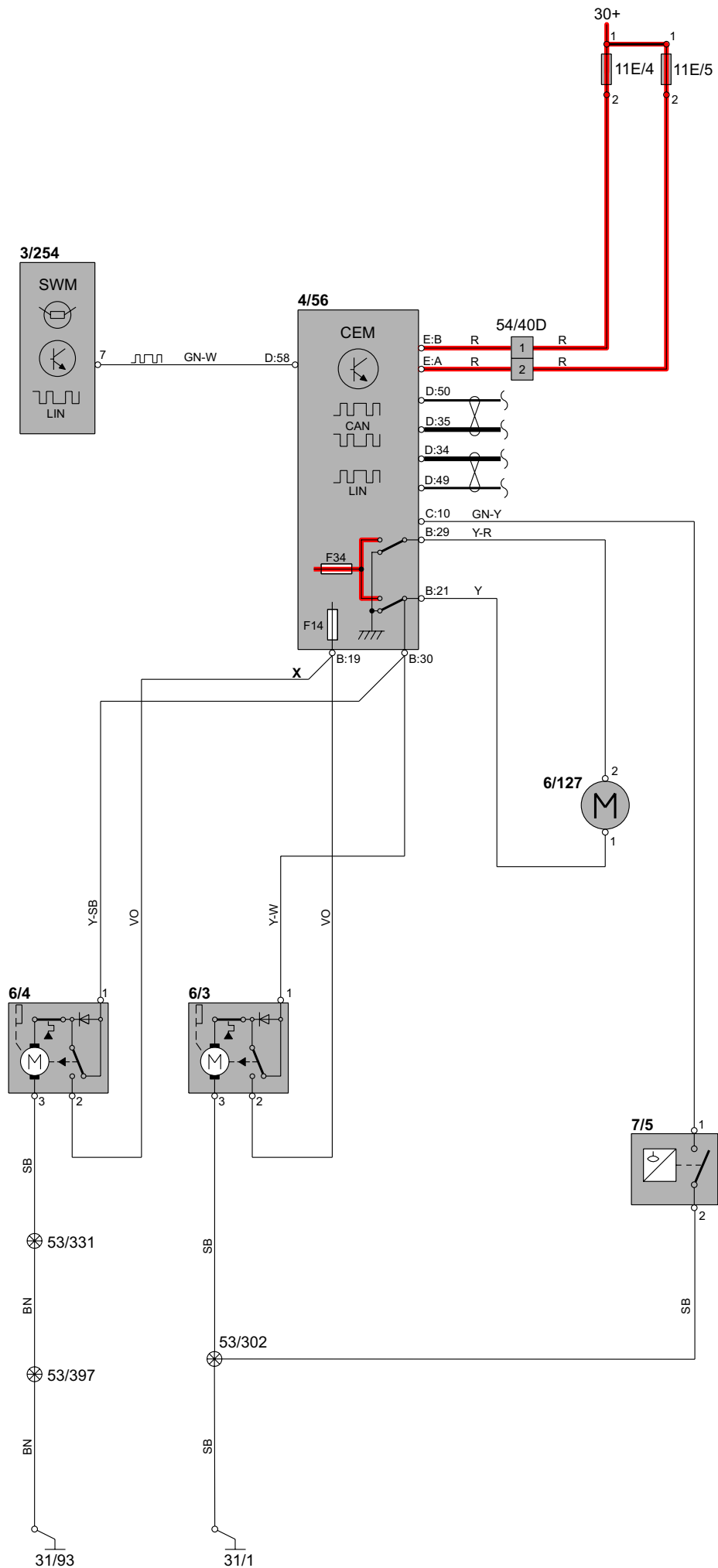


Group 36 Additional electrical equipment

Wipers/washers, windshield

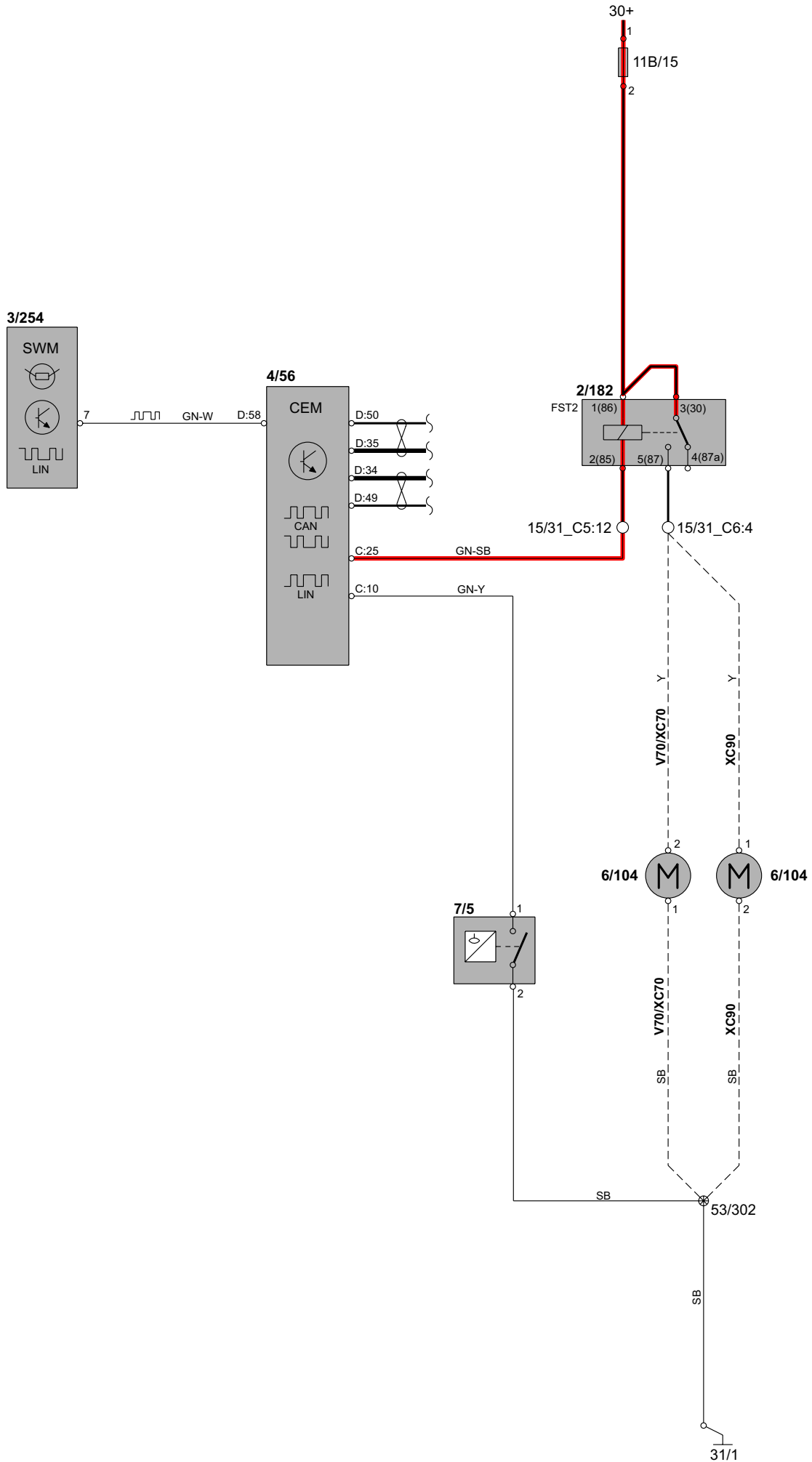


Group 36 Additional electrical equipment Wiper/Washer Headlights V70



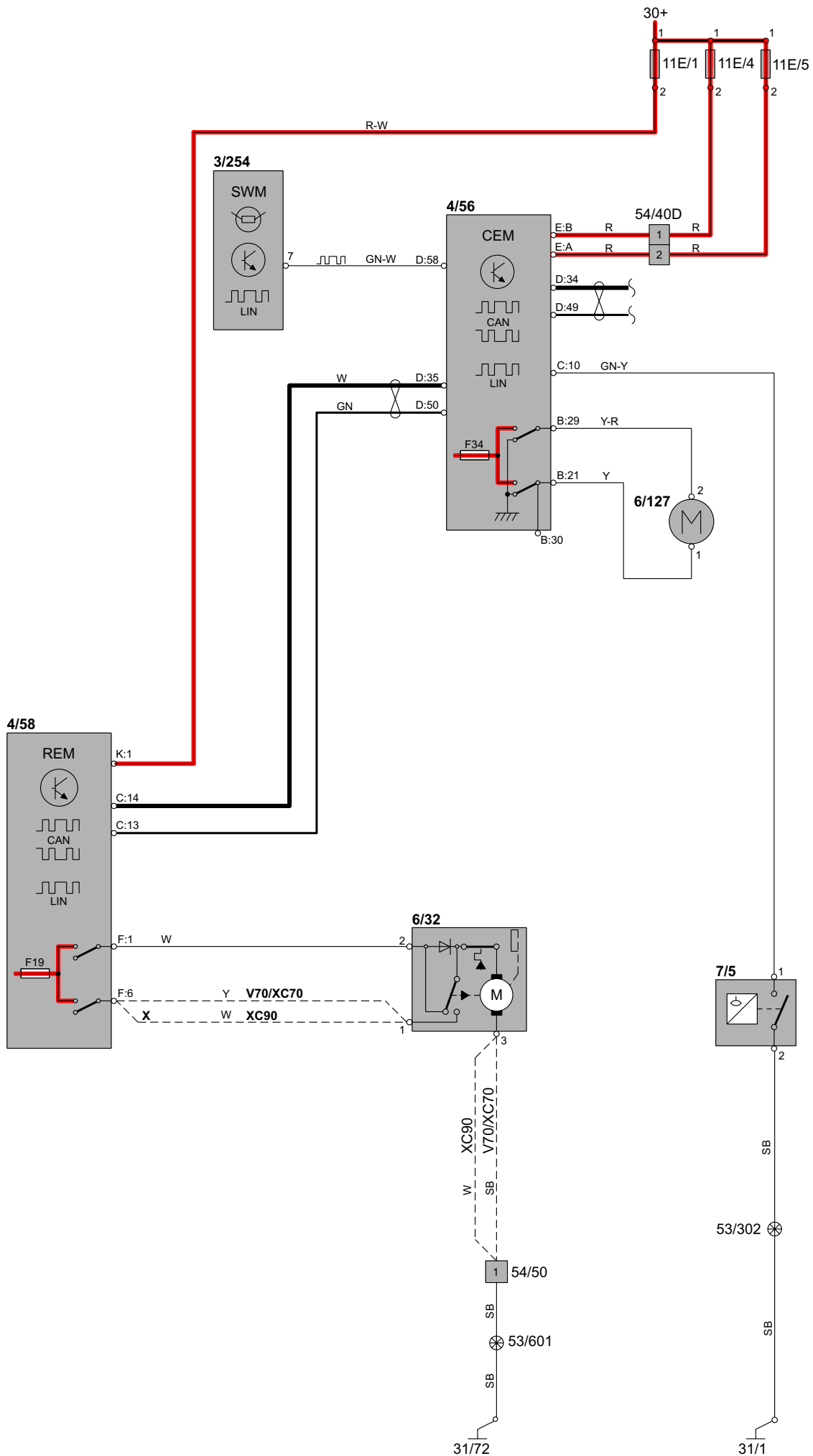
Group 36 Additional electrical equipment

High pressure headlight washer



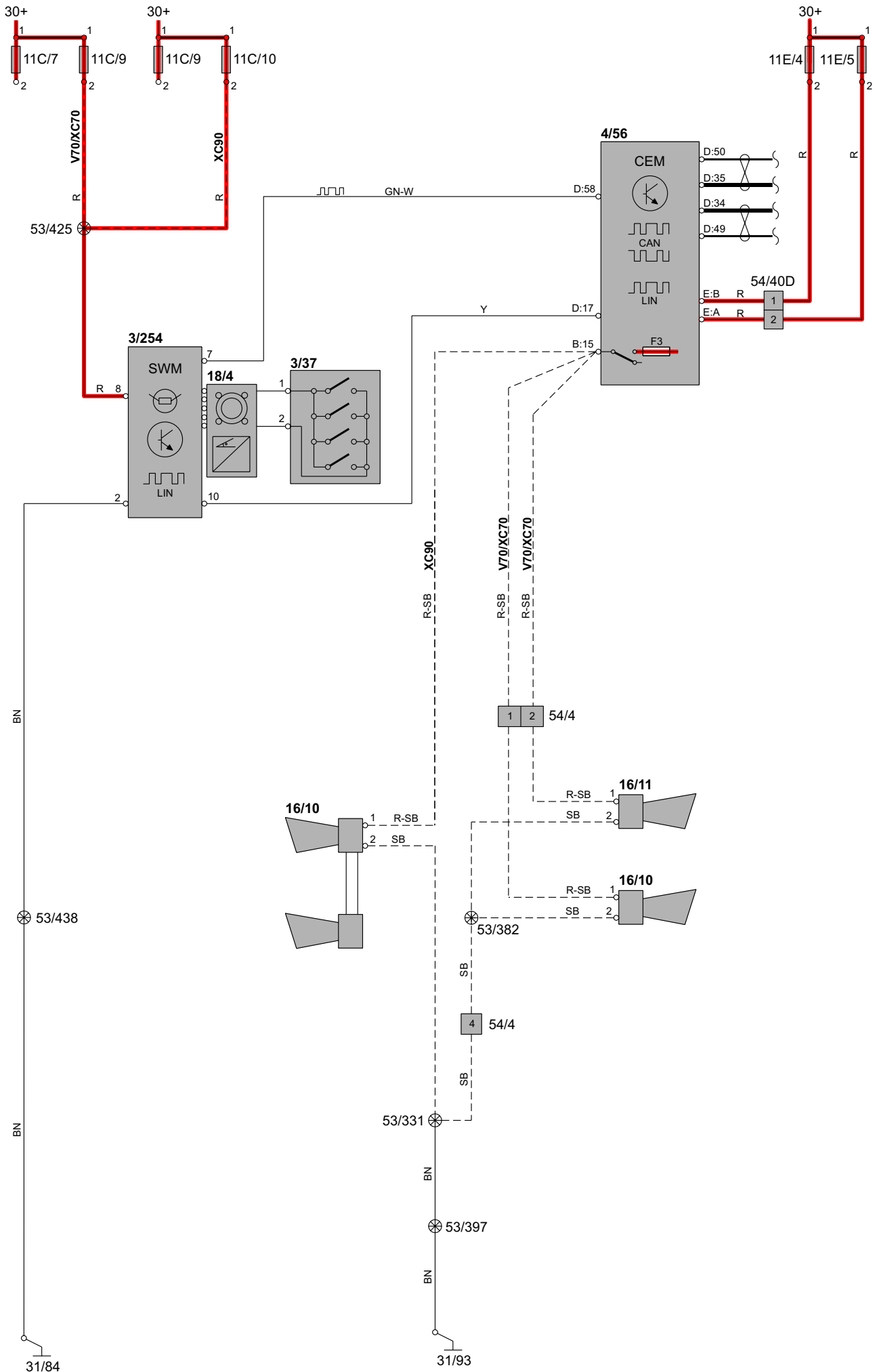
Group 36 Additional electrical equipment

Wiper/washer, rear window



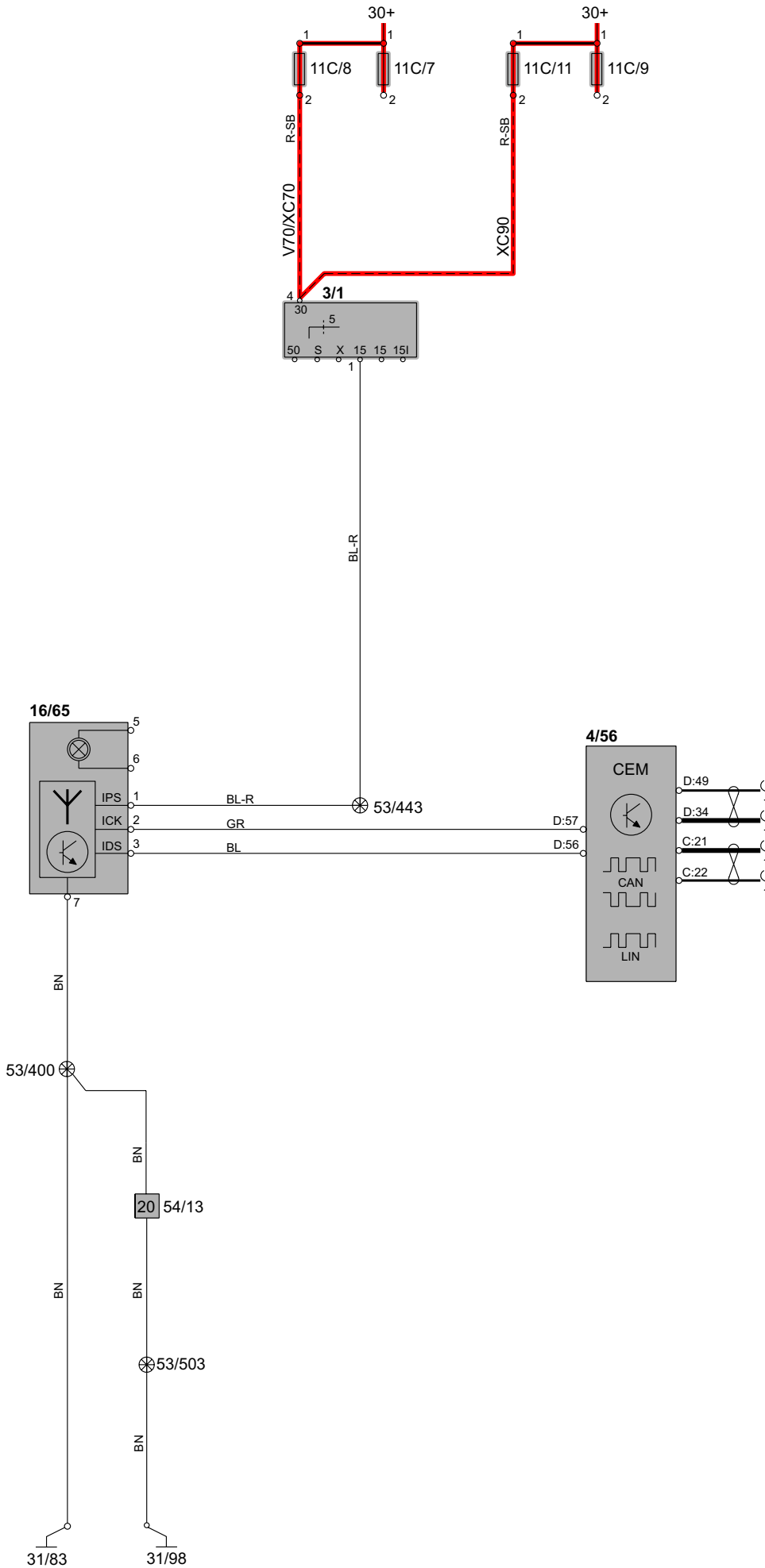
Group 36 Additional electrical equipment

Horn



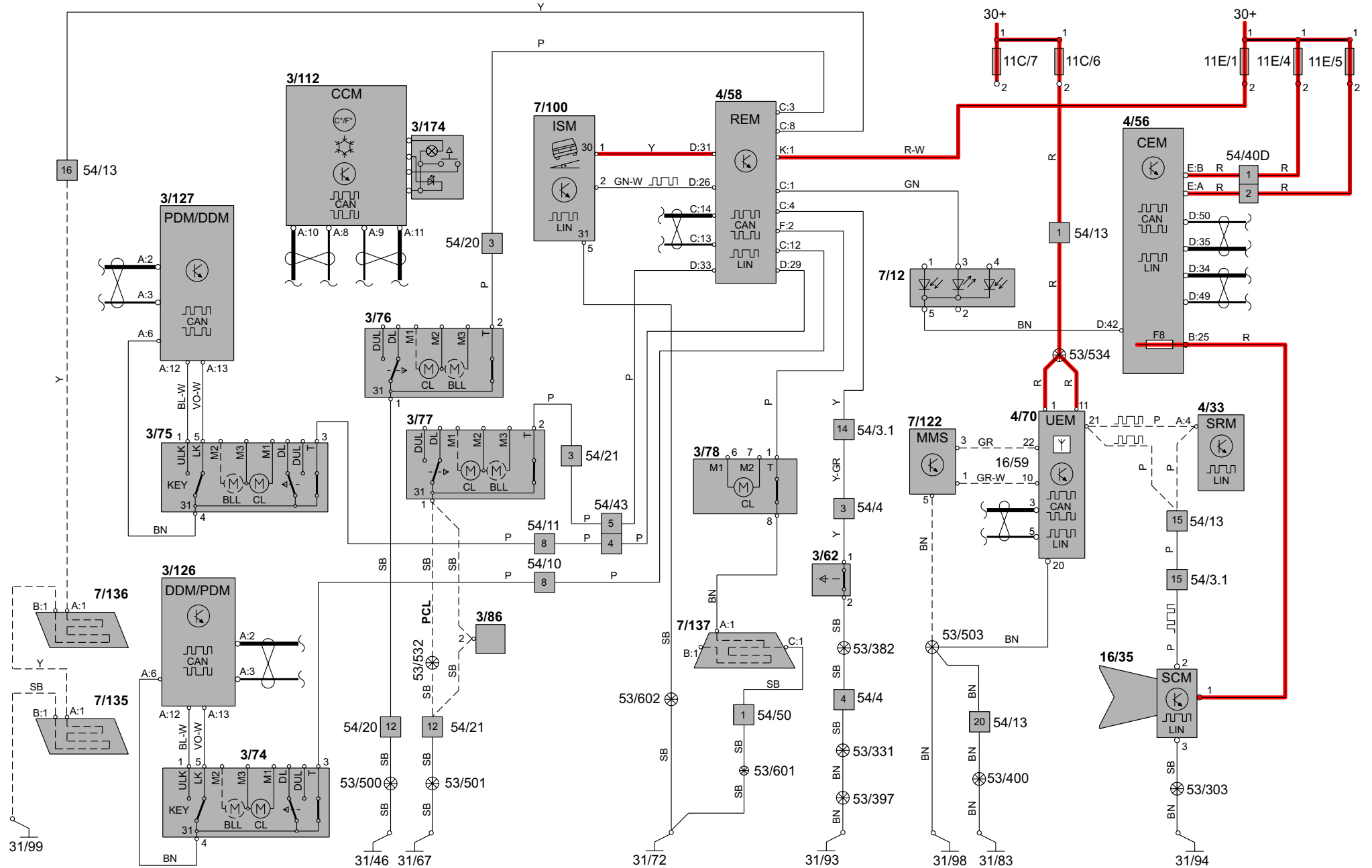
Group 36 Additional electrical equipment

Electronic immobilizer



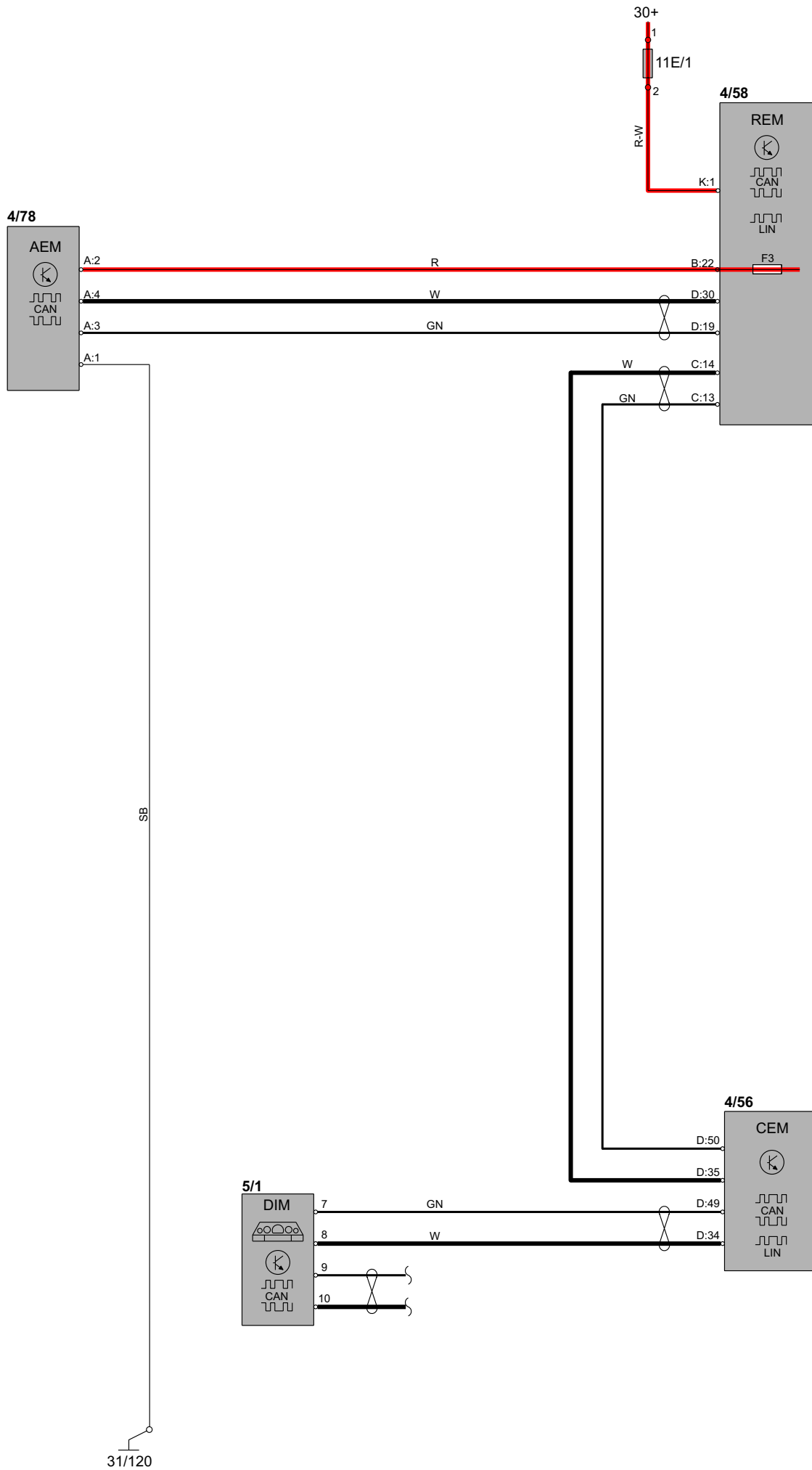
Group 36 Additional electrical equipment

Anti-theft alarm V70



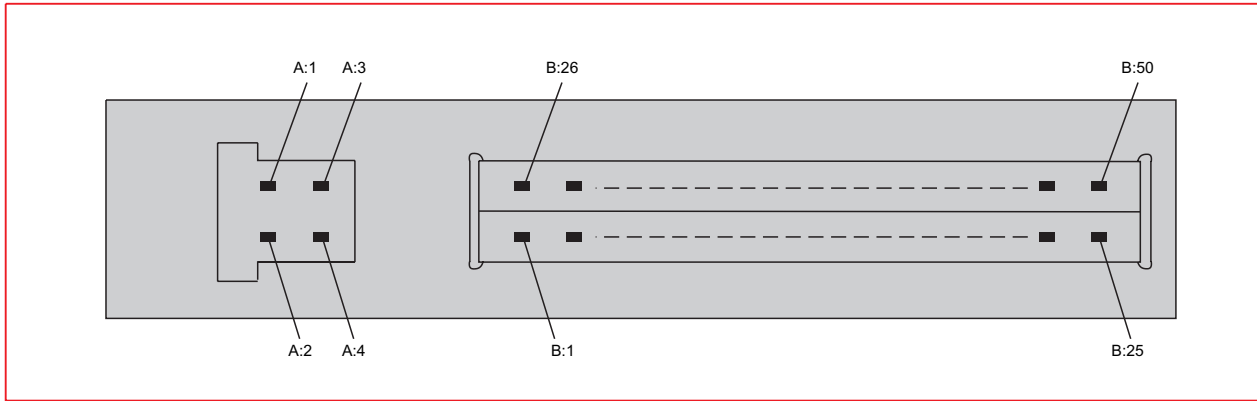
Group 36 Additional electrical equipment, Accessories

Accessory Electronic Module (AEM) 1:2



Control modules, Accessories

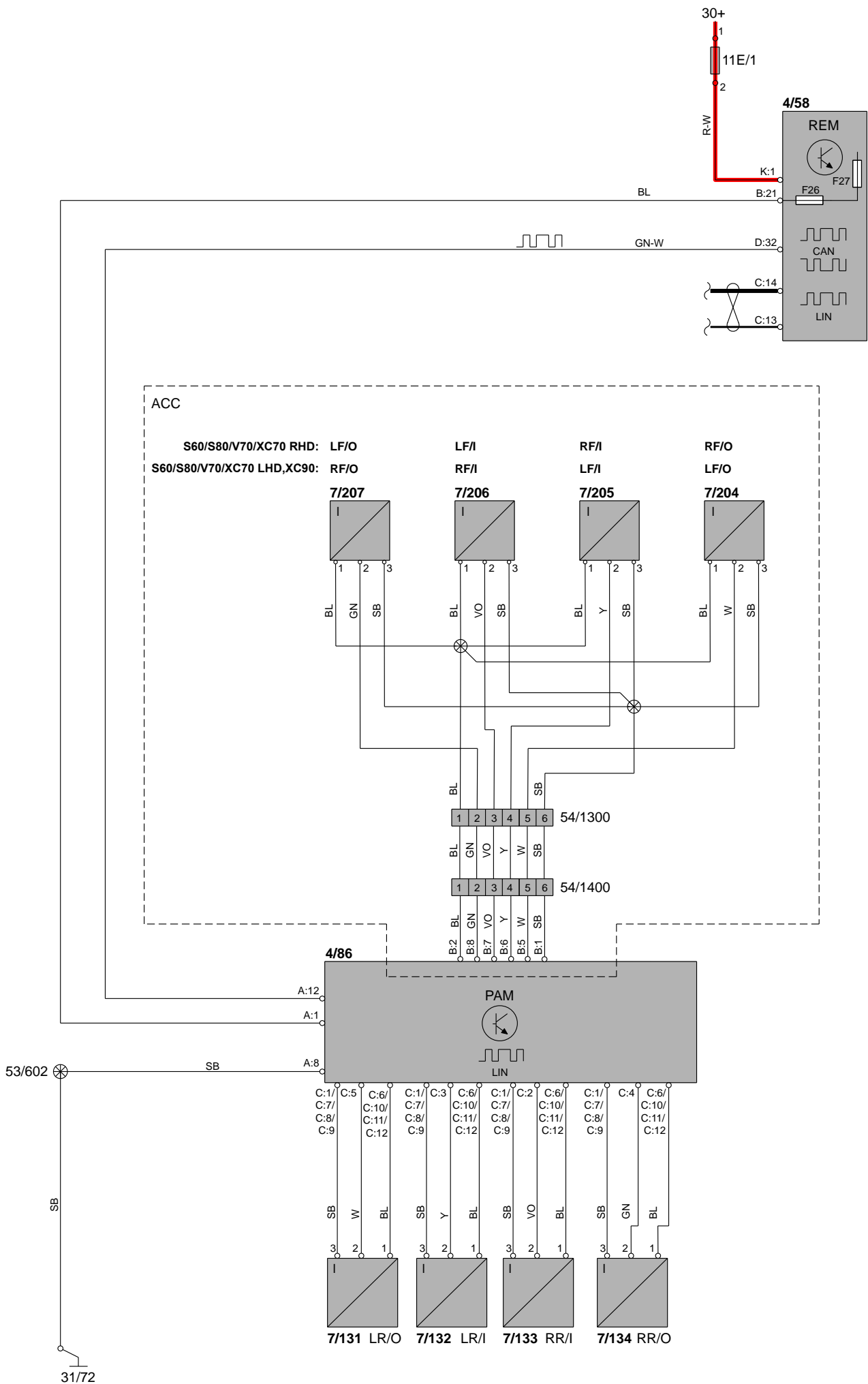
Accessory Electronic Module (AEM) 2:2



Pos	Function	Type
A:1	Electrical distribution	Ground
A:2	Electrical distribution	Feed
A:3	CAN communication	Input/output signals
A:4	CAN communication	Input/output signals
B:1	Remote heater start, minicall	Feed
B:2	Remote heater start, minicall	Ground
B:3	Remote heater start, minicall	Input signal
	Remote heater start, radio signal	
B:5	Engine heater	Steering, alternating current feed
B:6	Parking Assistance	Feed
B:7	Parking Assistance	Input signal
B:8	Parking Assistance	Ground
B:11	Handsfree, audio disengage	Input signal
B:12	Audio disengage	Output signals
B:13	Rheostat, audio	Output signals
B:14	Speed signal, audio	Output signals
	Speed signal, RTI Japan	
B:15	Alarm signal	Output signals
B:16	Alarm signal	Output signals
B:30	Antenna amplifier, audio	Feed
	dimmer, RTI Japan	Output signals
B:33	Alarm signal	Output signals
	RTI Japan	Steering, X-feed
B:34	Alarm signal	Output signals
	Reverse gear signal, RTI Japan	

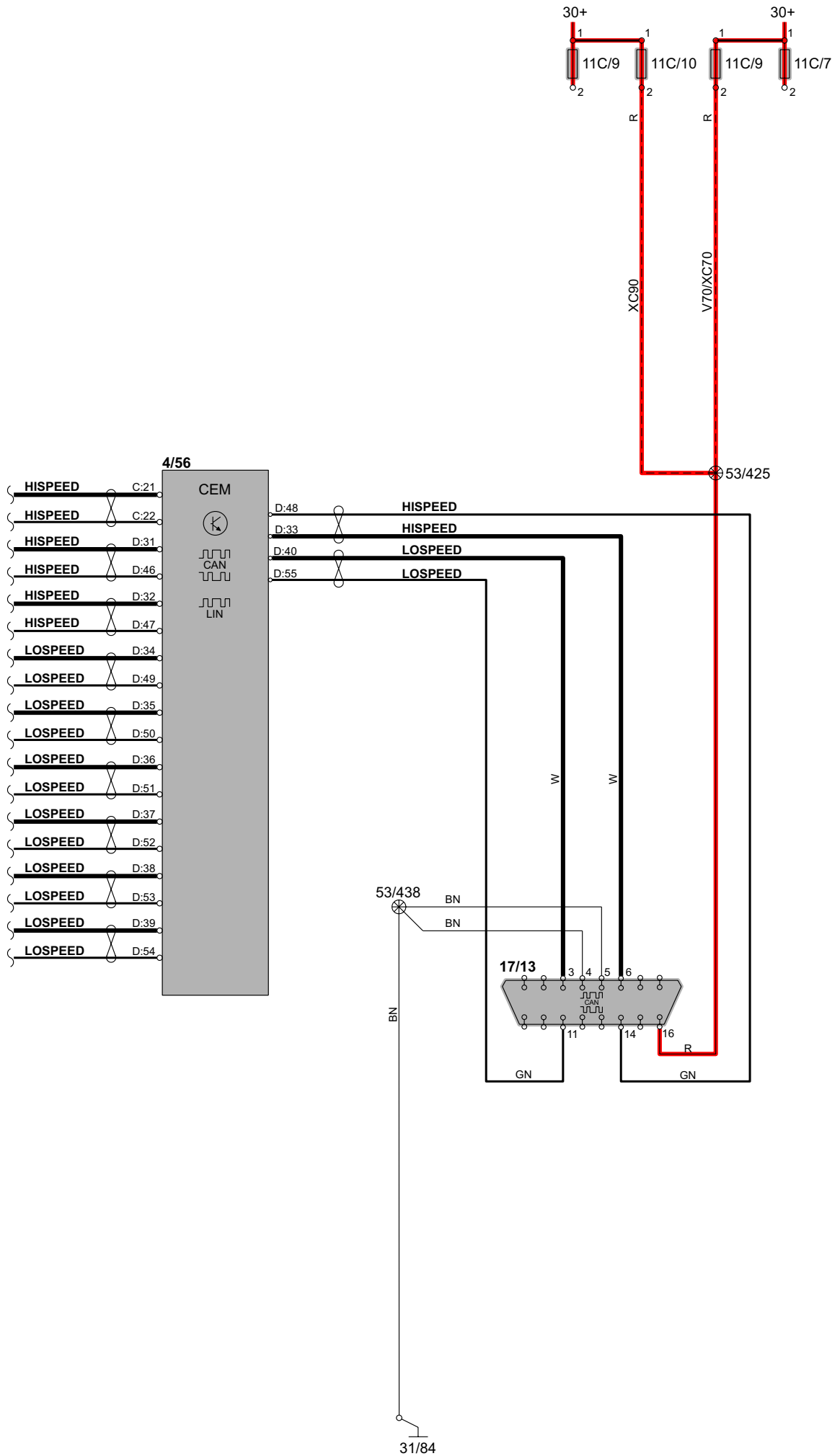
Group 36 Additional electrical equipment

Parking assistance

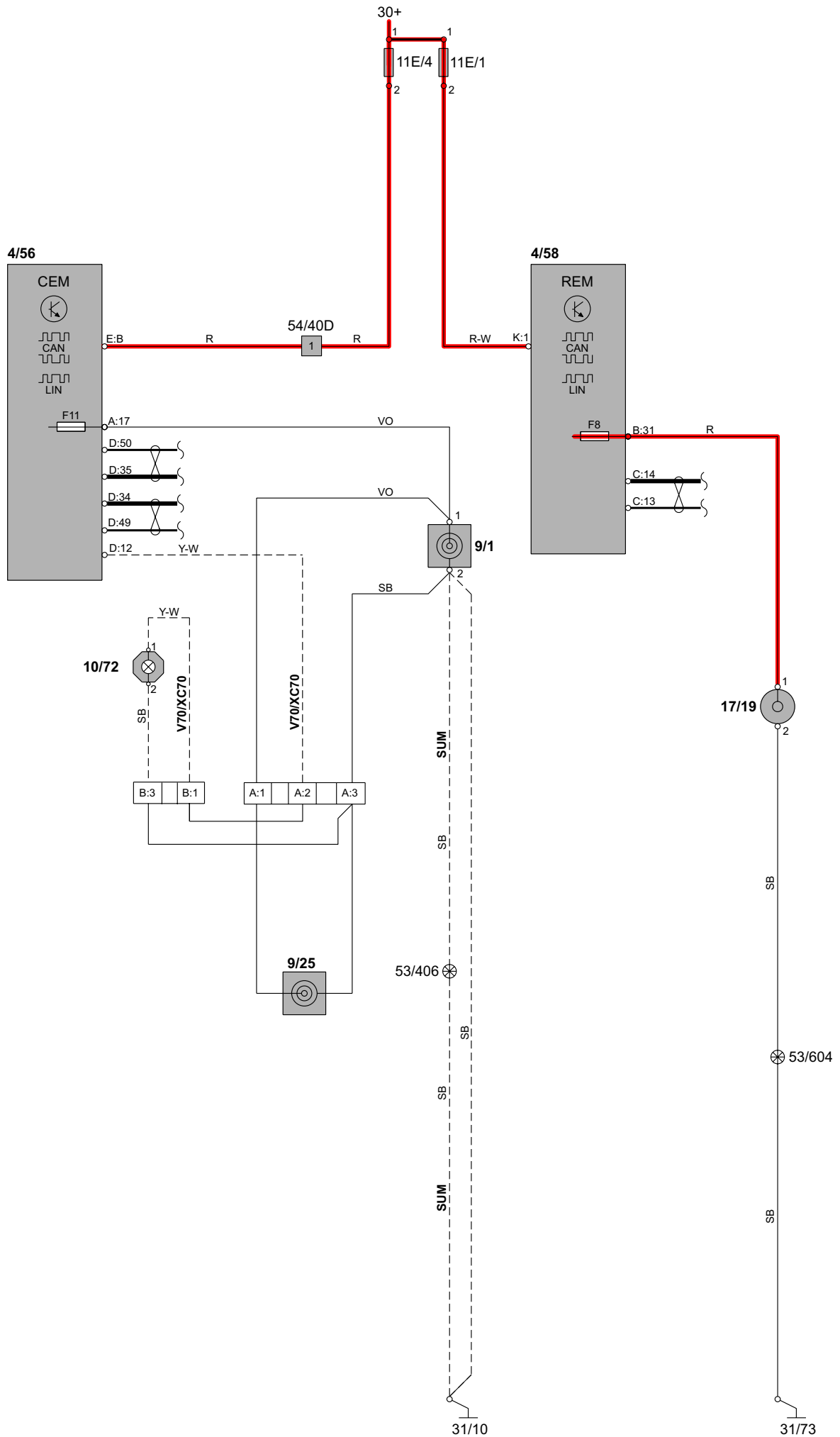


Group 37 Wiring and fuses

Diagnostics system

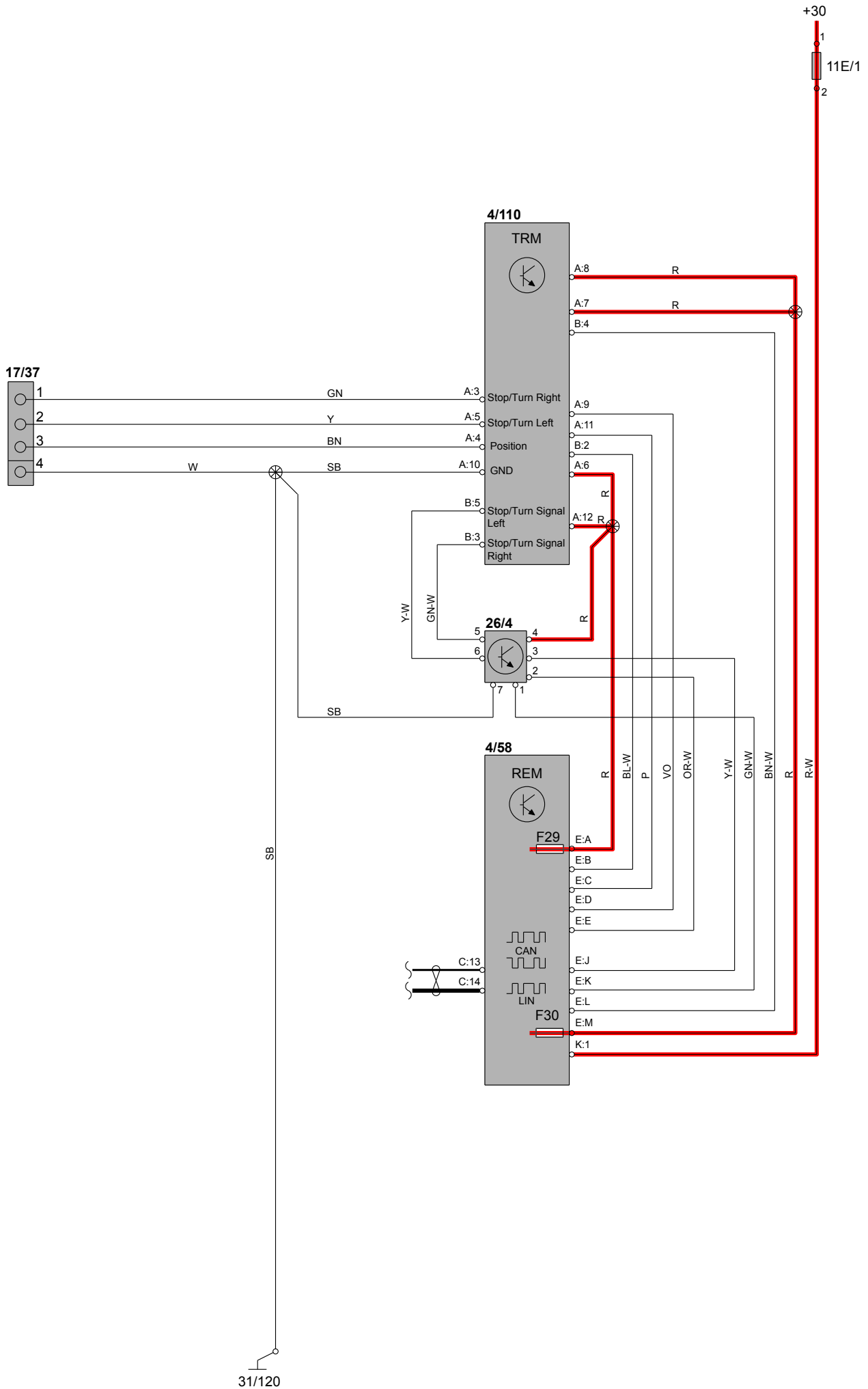


Group 37 Wiring and fuses 12V outlet



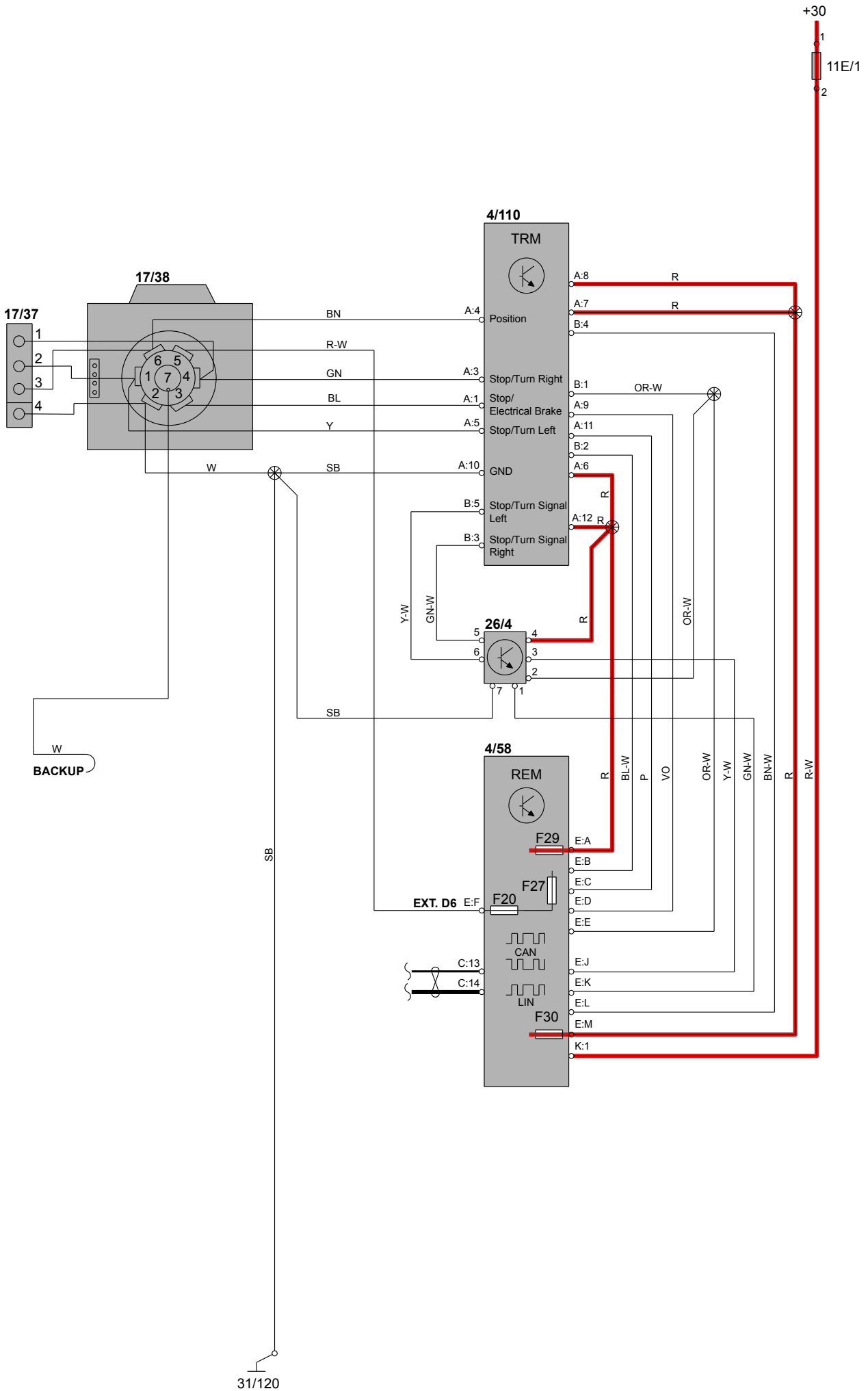
Group 37 Wiring and fuses

Cable harness tow hitch, 4-pin



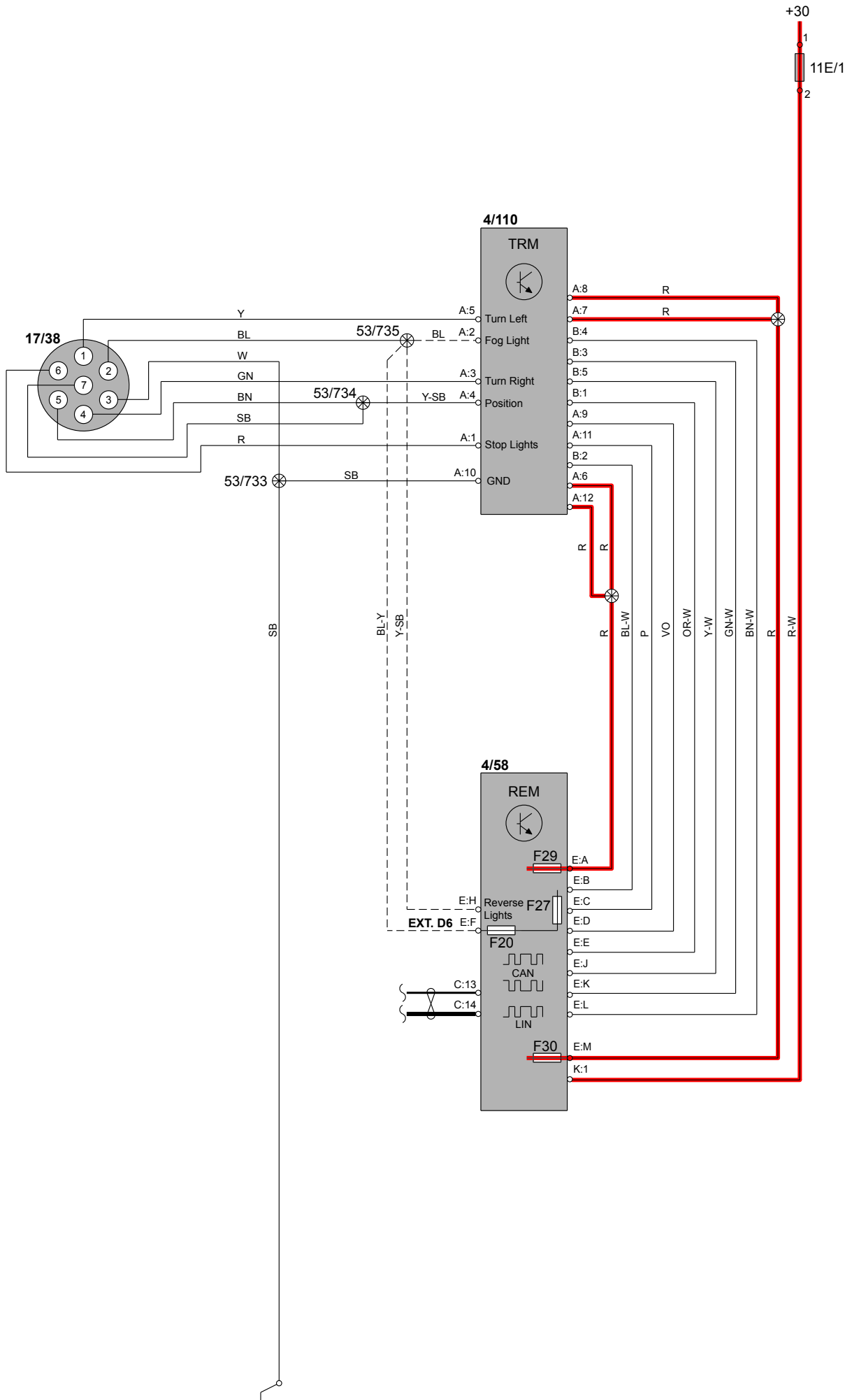
Group 37 Wiring and fuses, Accessories

Tow hitch cable harness, 4/7-pin



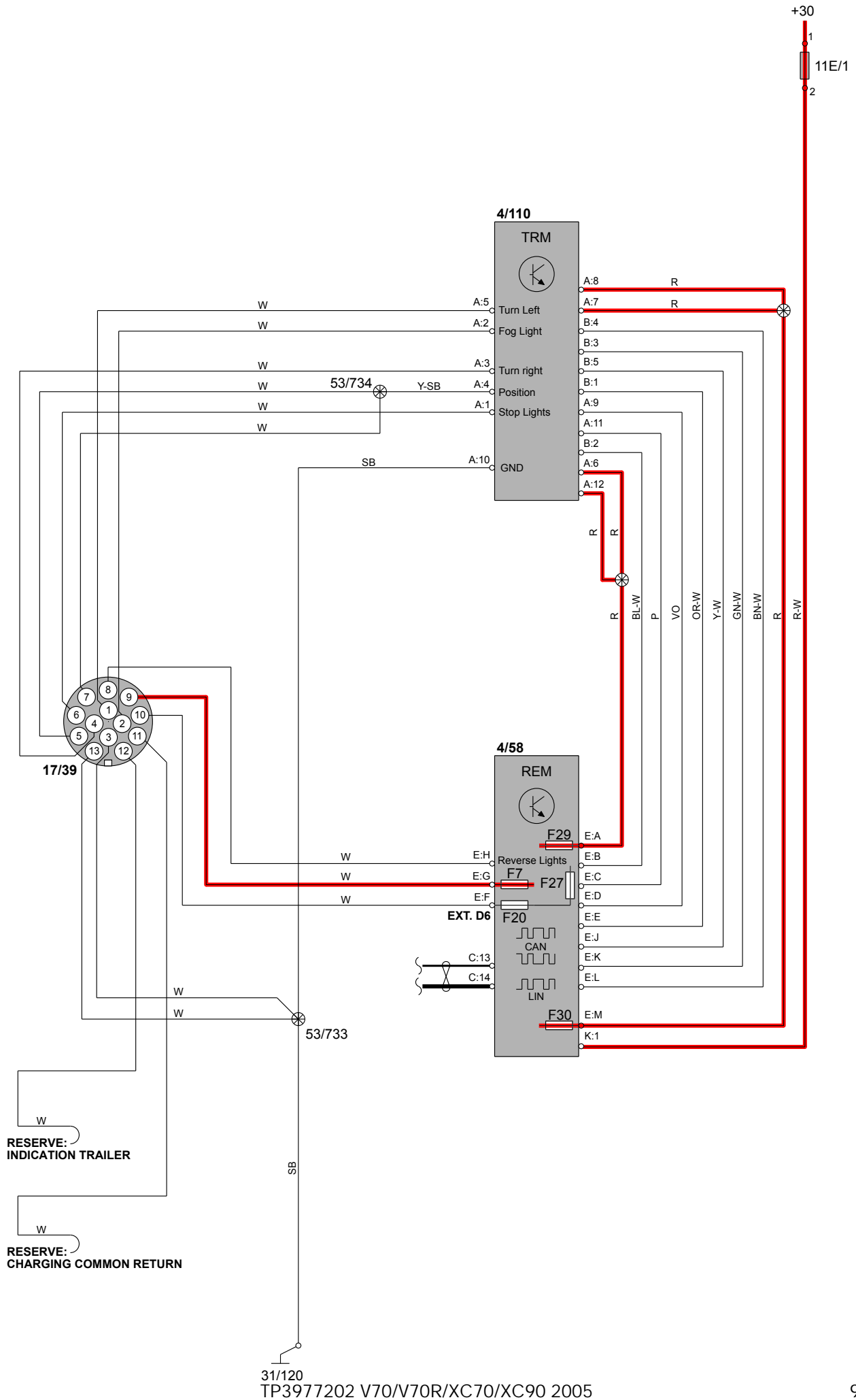
Group 37 Wiring and fuses, Accessories

Tow hitch cable harness, 7-pin



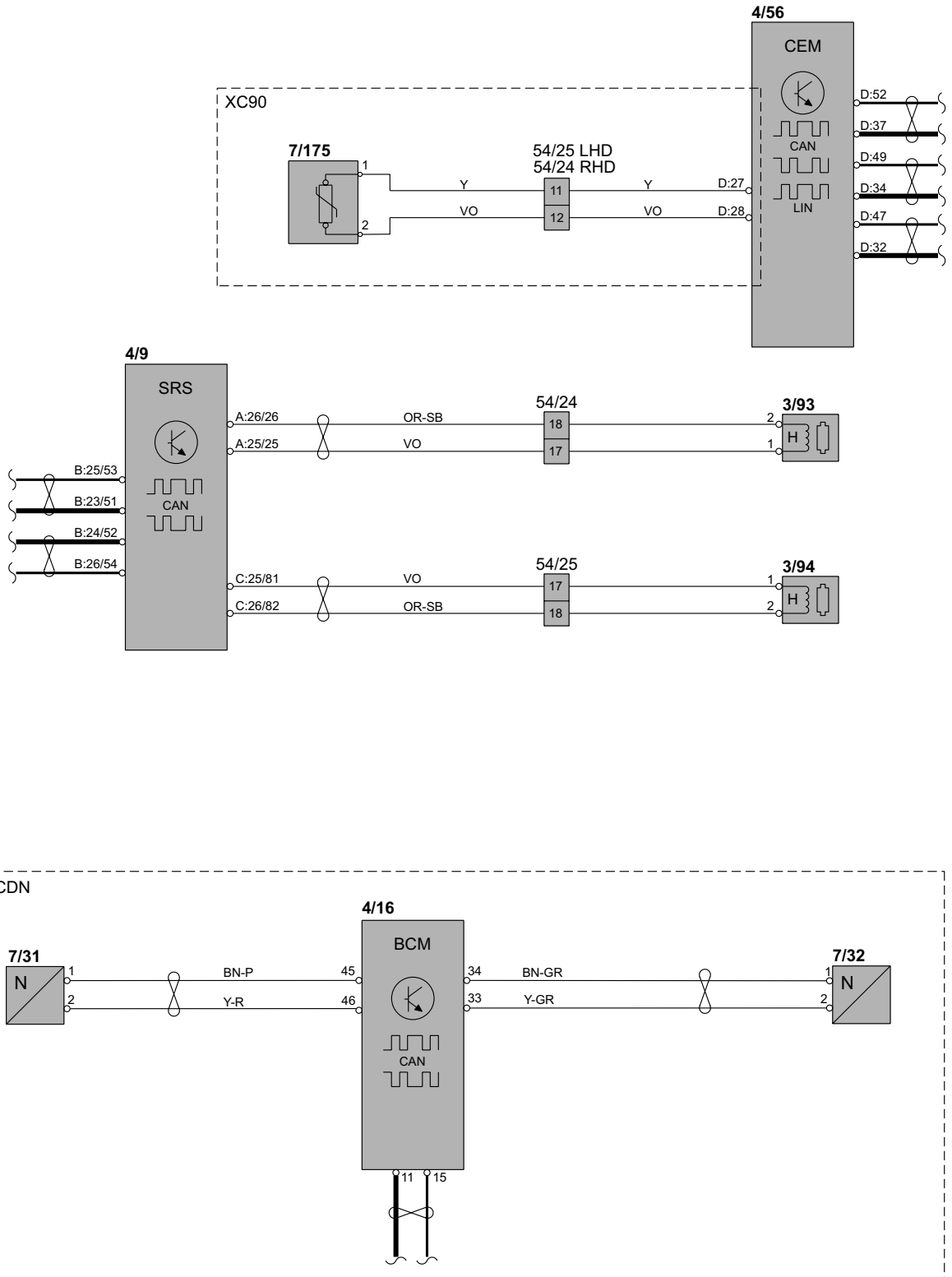
Group 37 Wiring and fuses, Accessories

Tow hitch cable harness, 13-pin



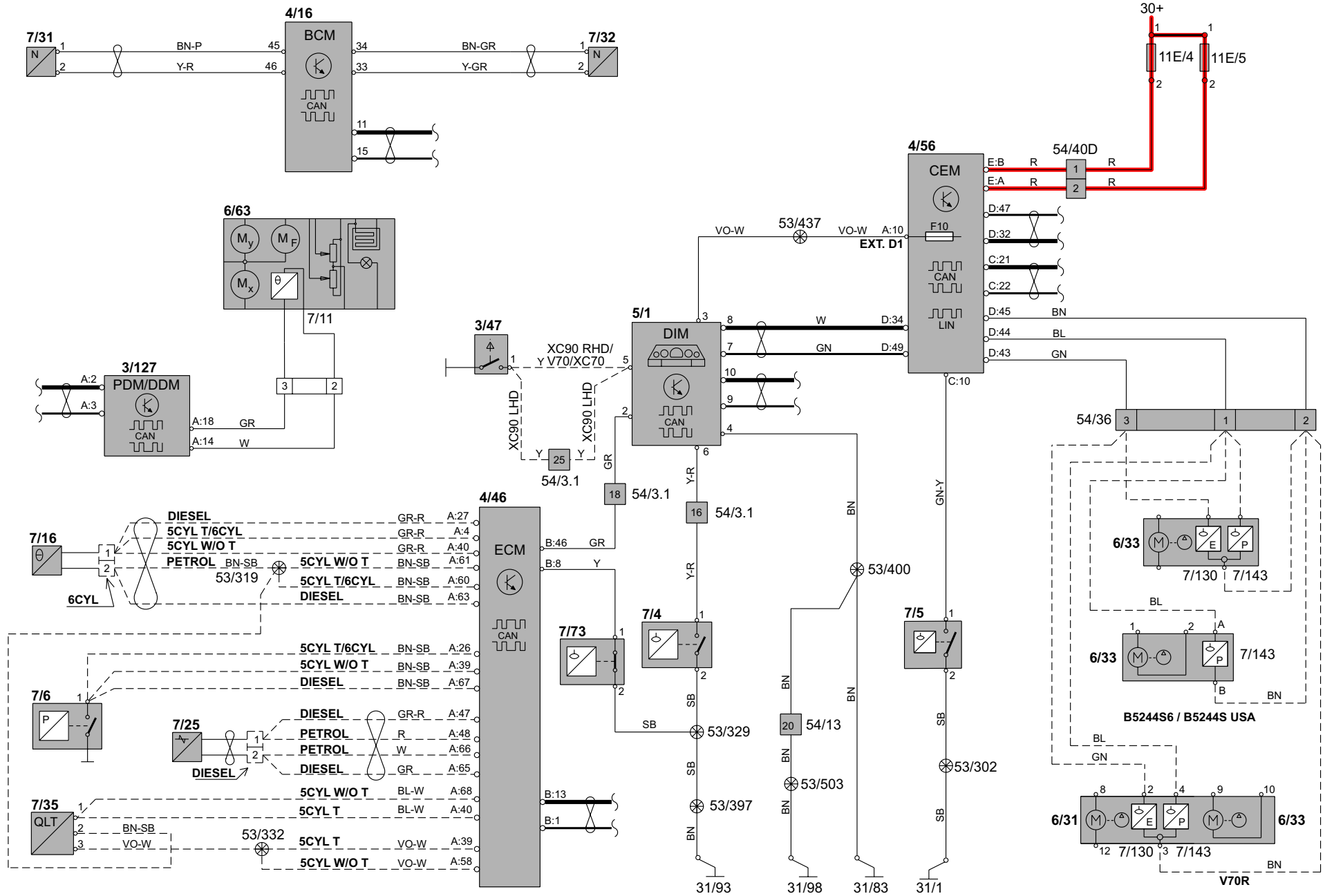
Group 38 Instruments

Seat belt reminder



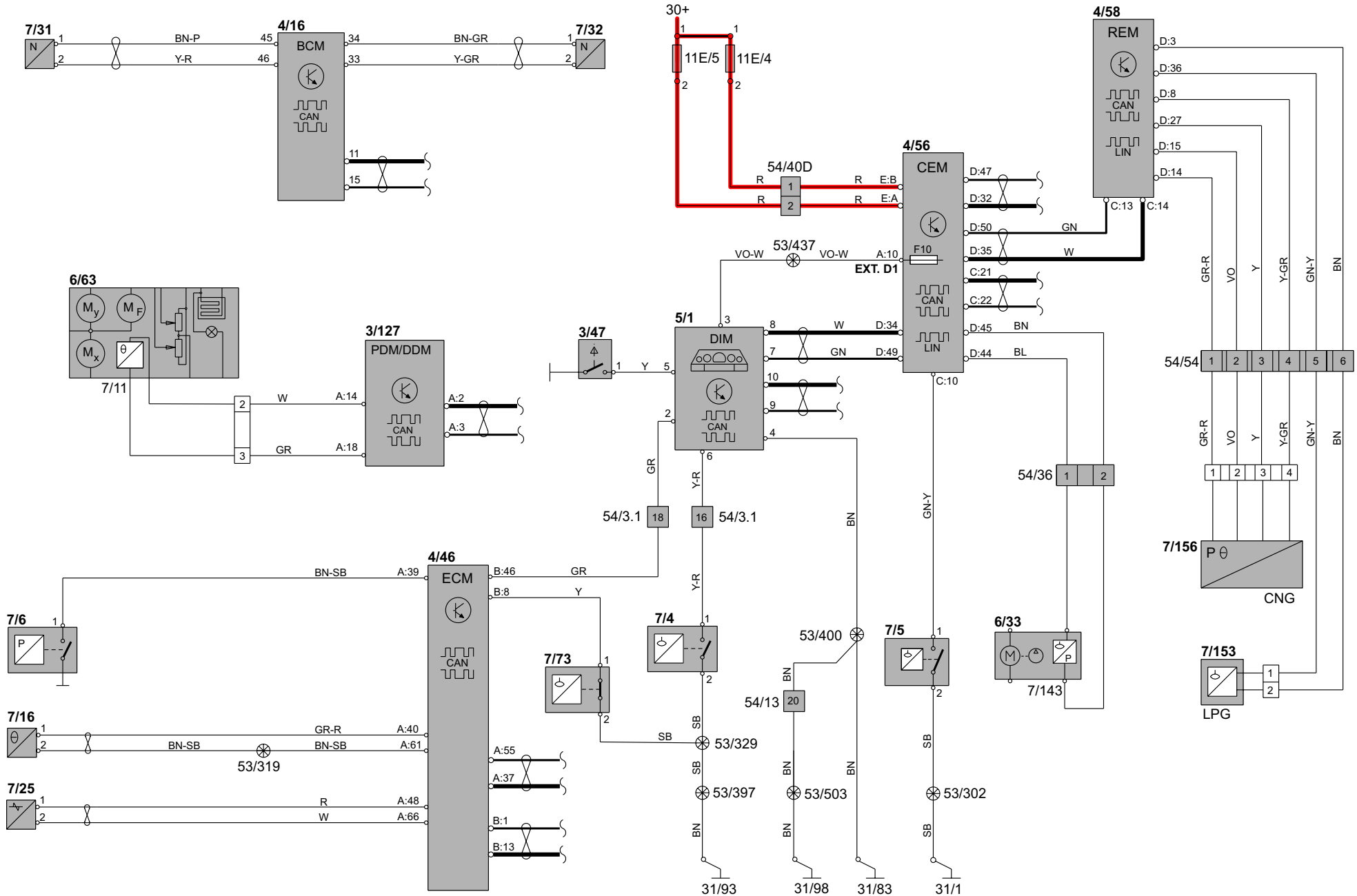
Group 38 Instruments

Driver information module

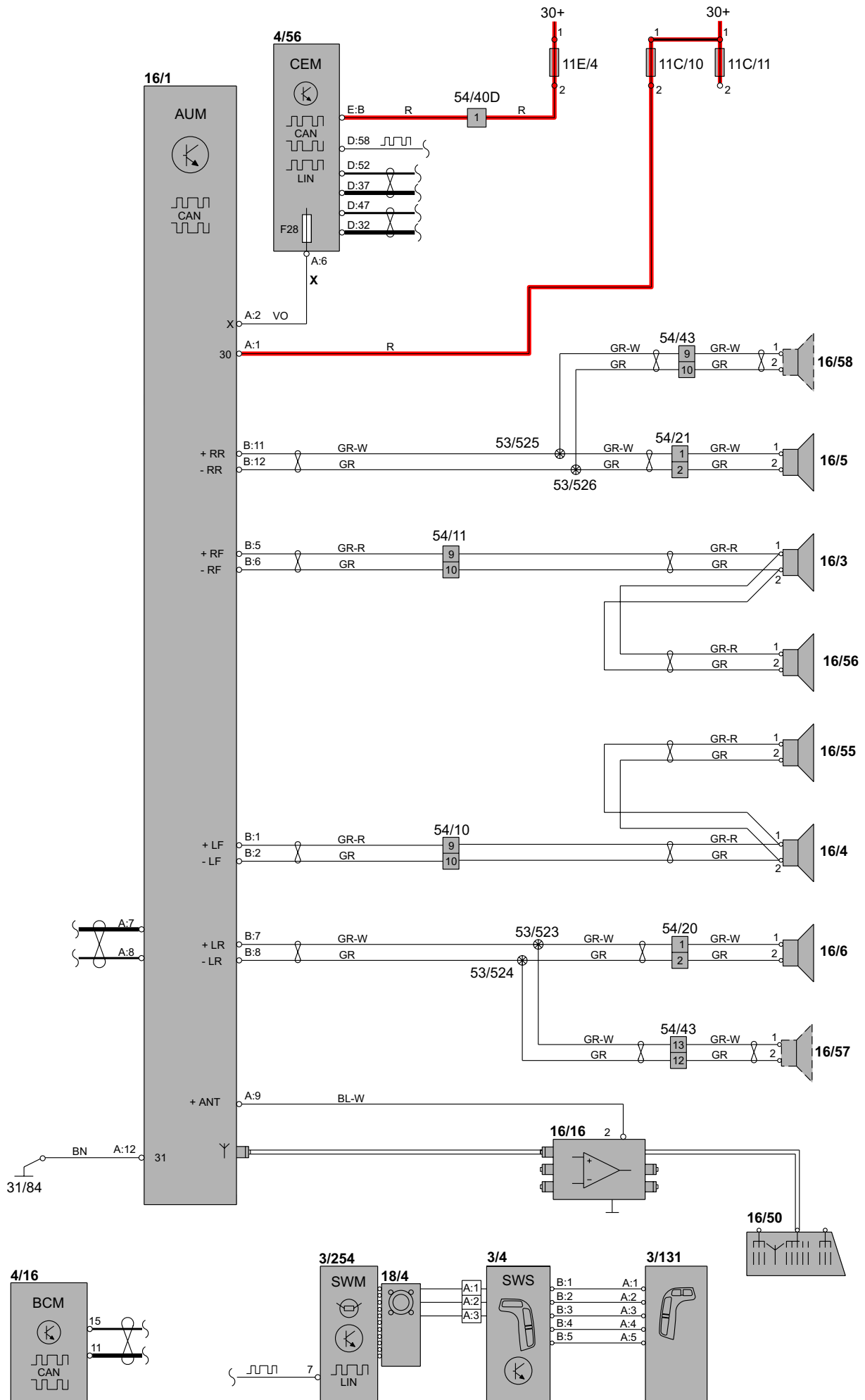


Group 38 Instruments

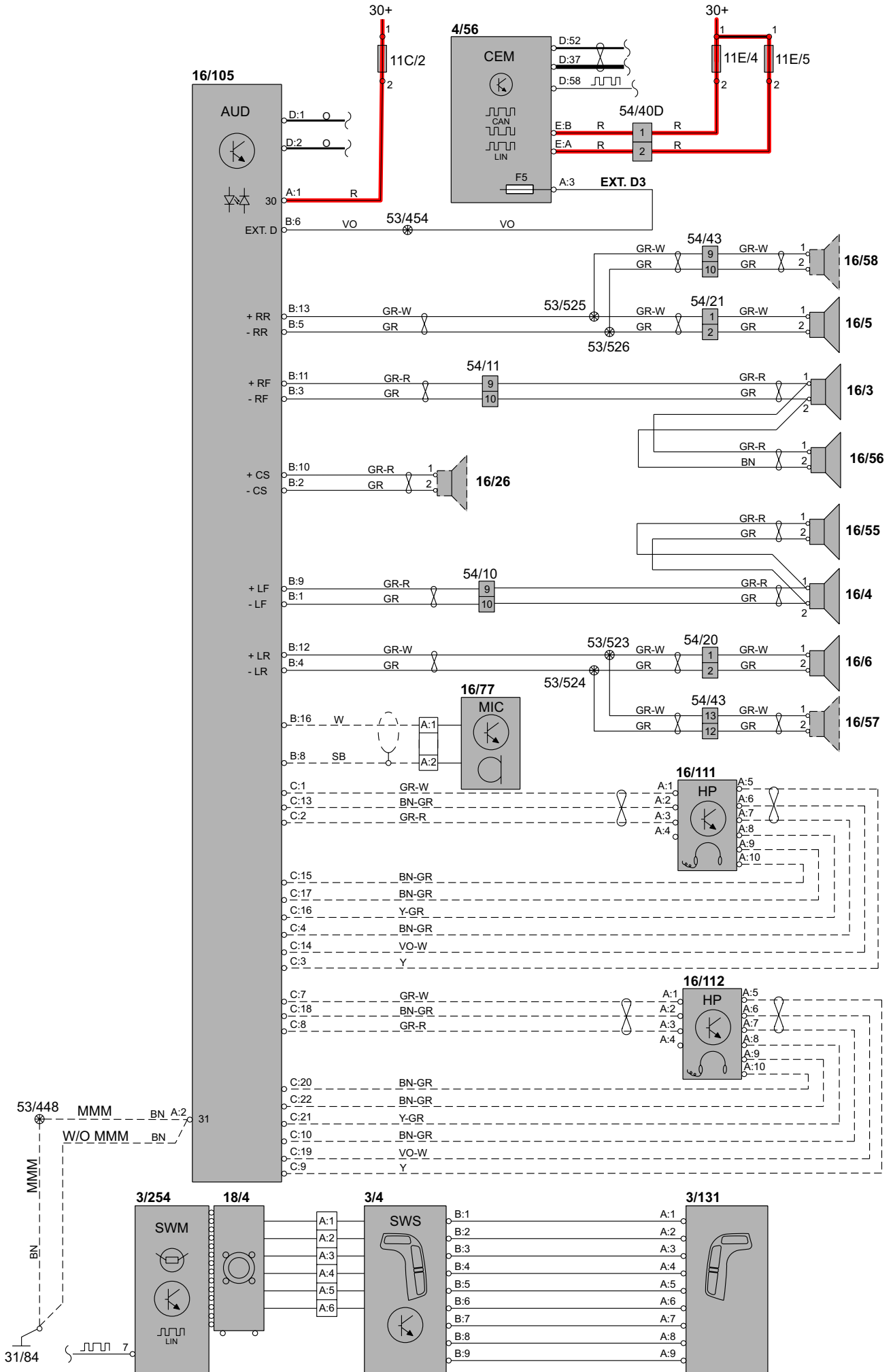
Driver information module Bi-fuel



Group 39 Other Audio V70

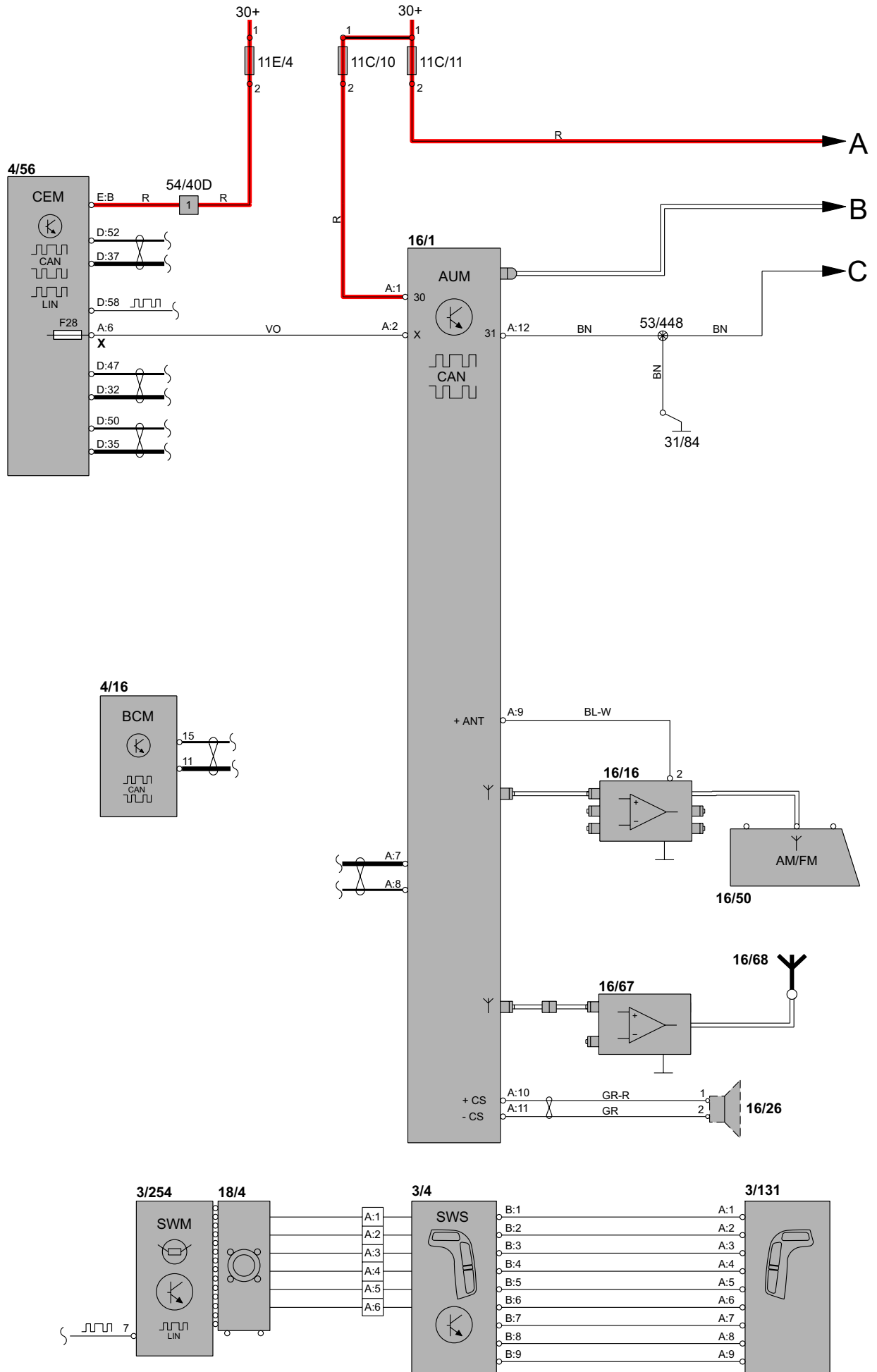


Group 39 Other Audio XC90



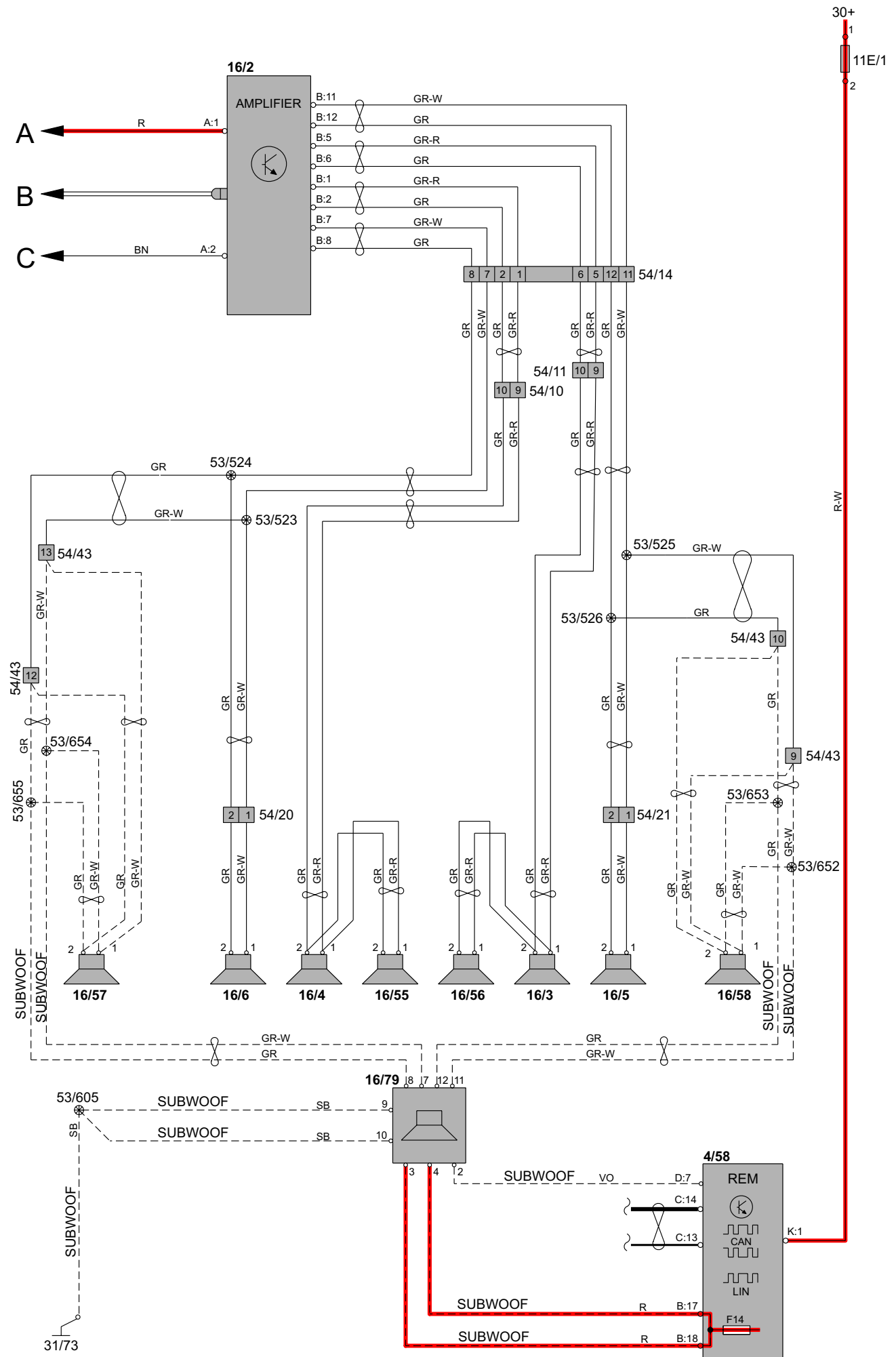
Group 39 Other

Audio with extra amplifier V70 1:2

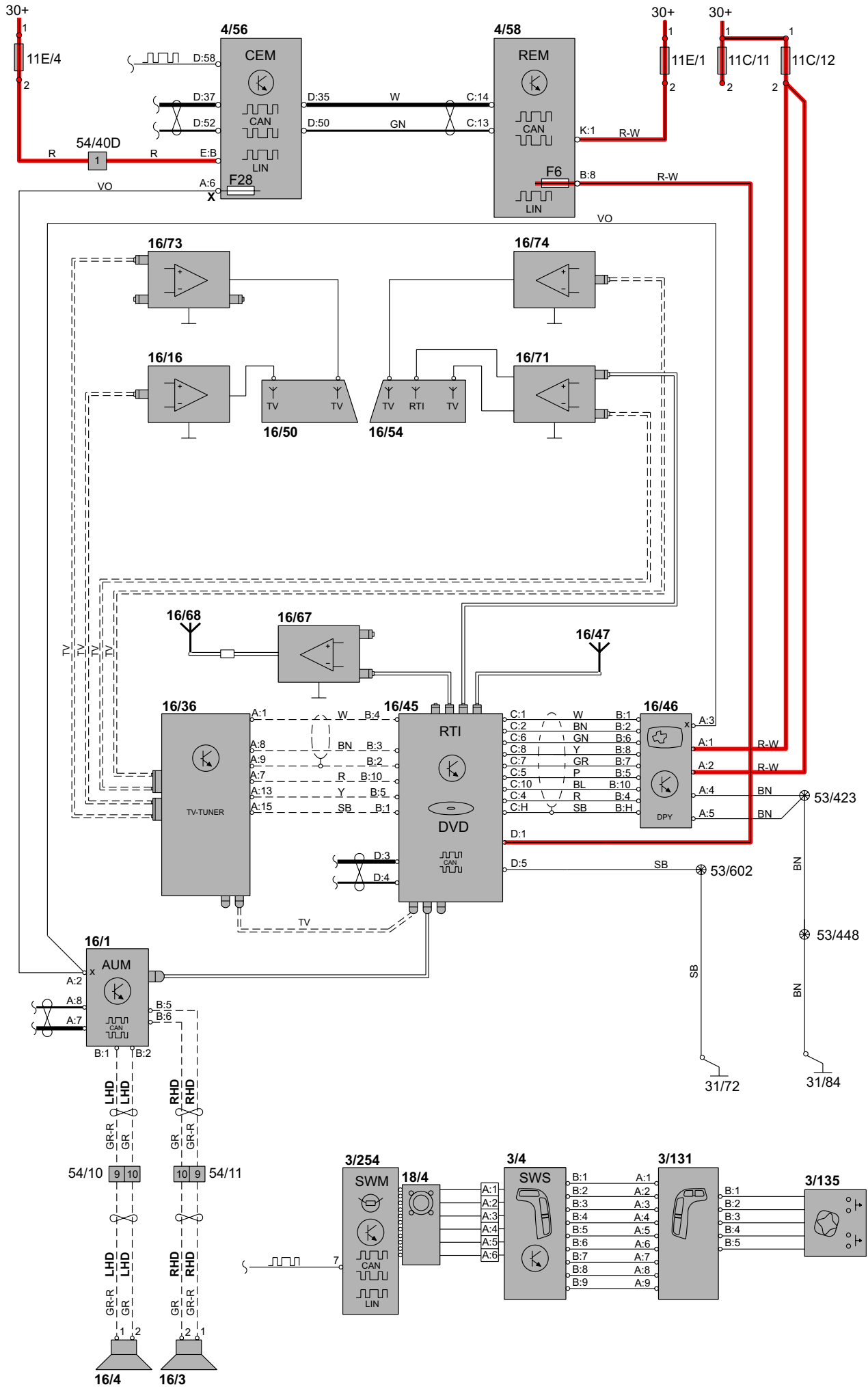


Group 39 Other

Audio with auxiliary amplifier V70 2:2

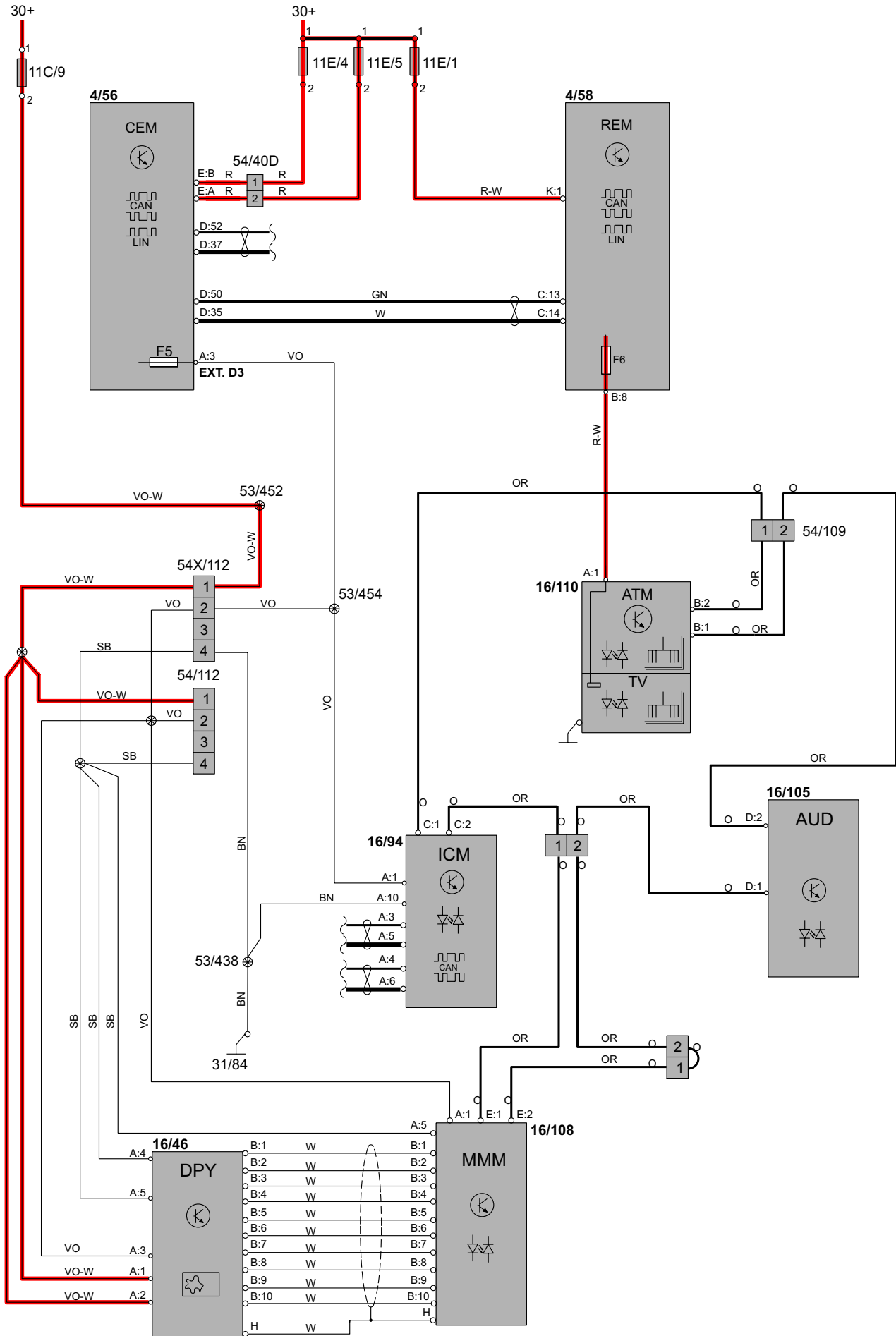


Group 39 Other Road Traffic Information (RTI) V70



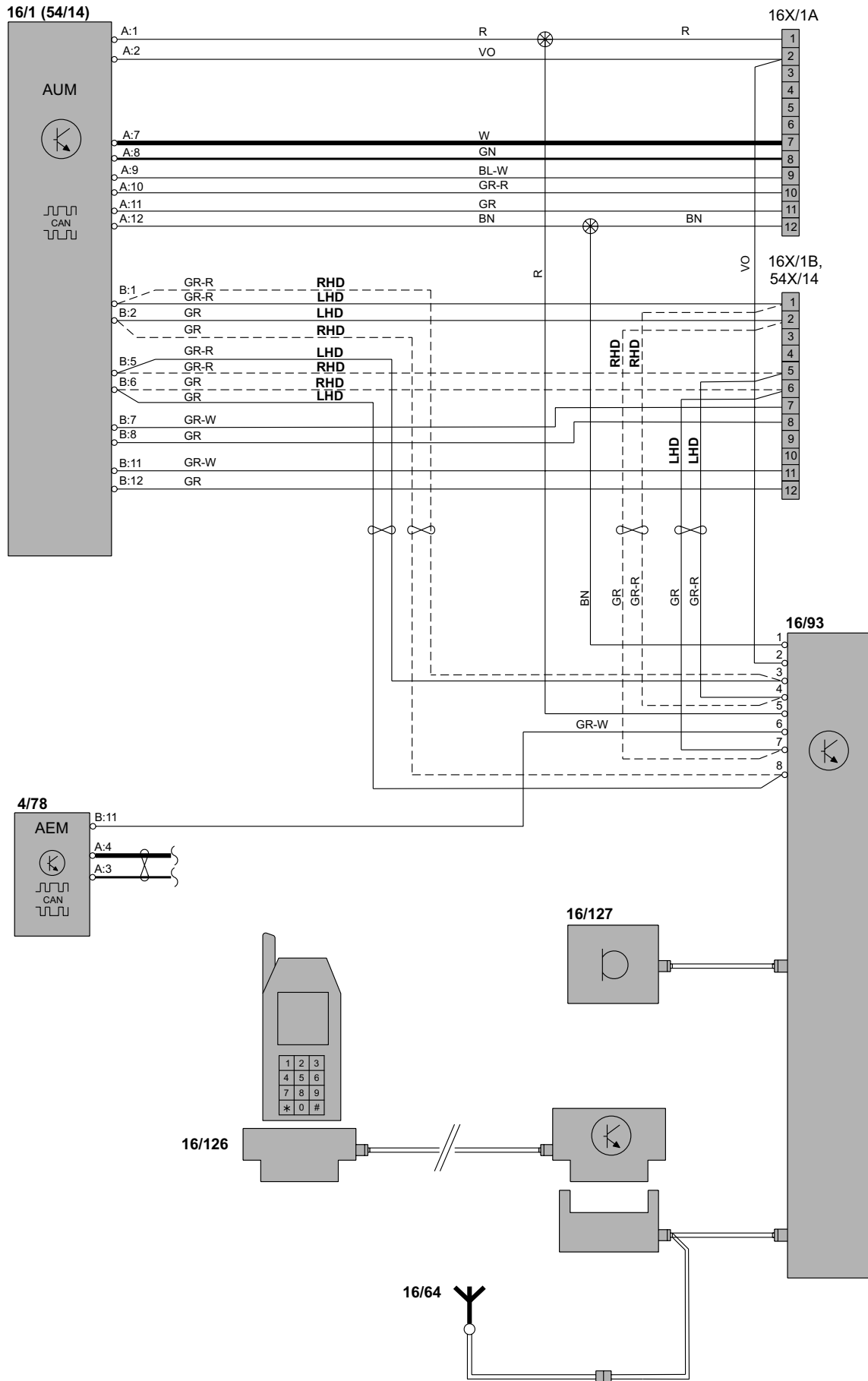
Group 39 Other, Accessories

Road Traffic Information (RTI) XC90



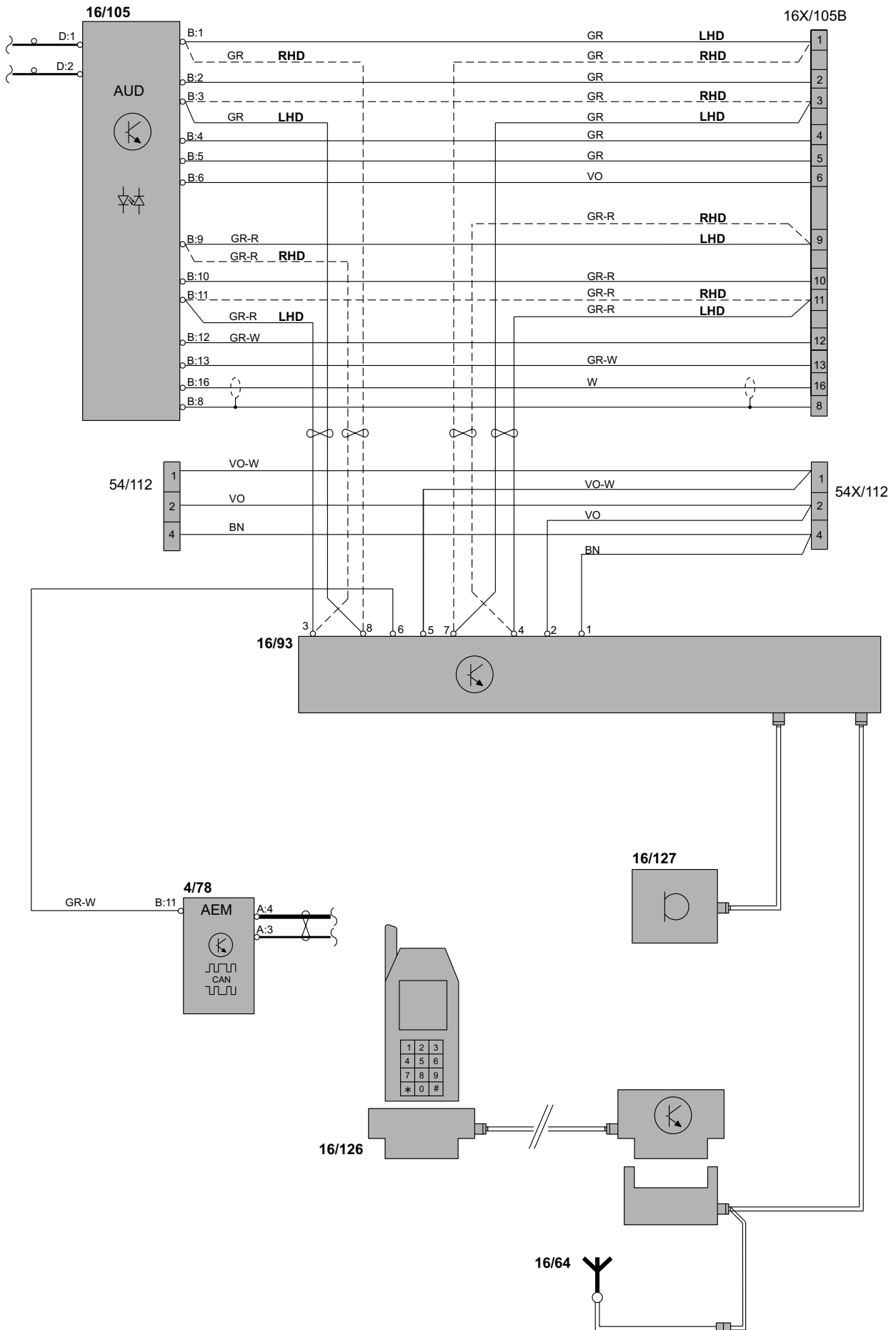
Group 39 Other, Accessories

Handsfree V70

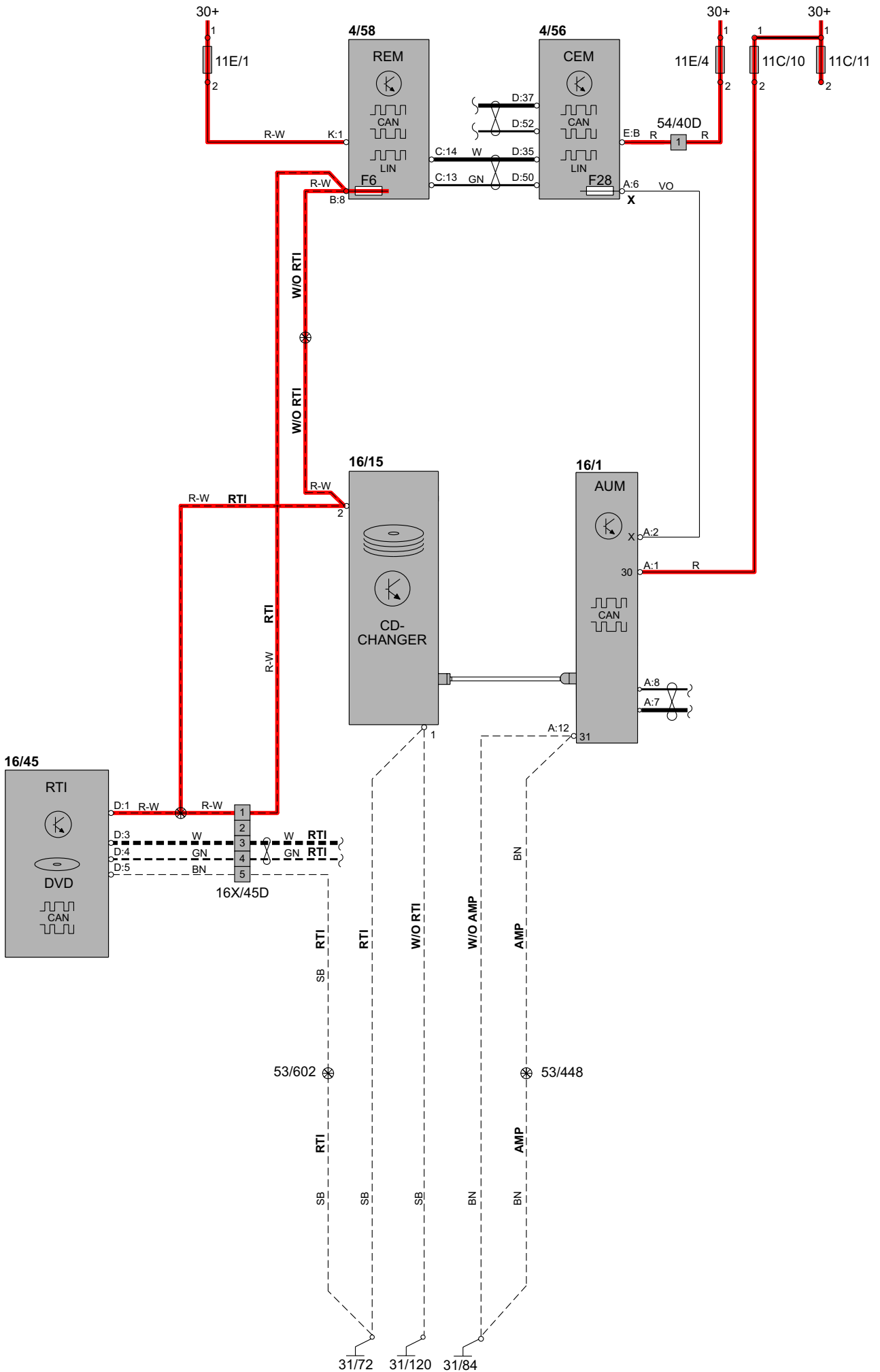


Group 39 Other, Accessories

Handsfree XC90

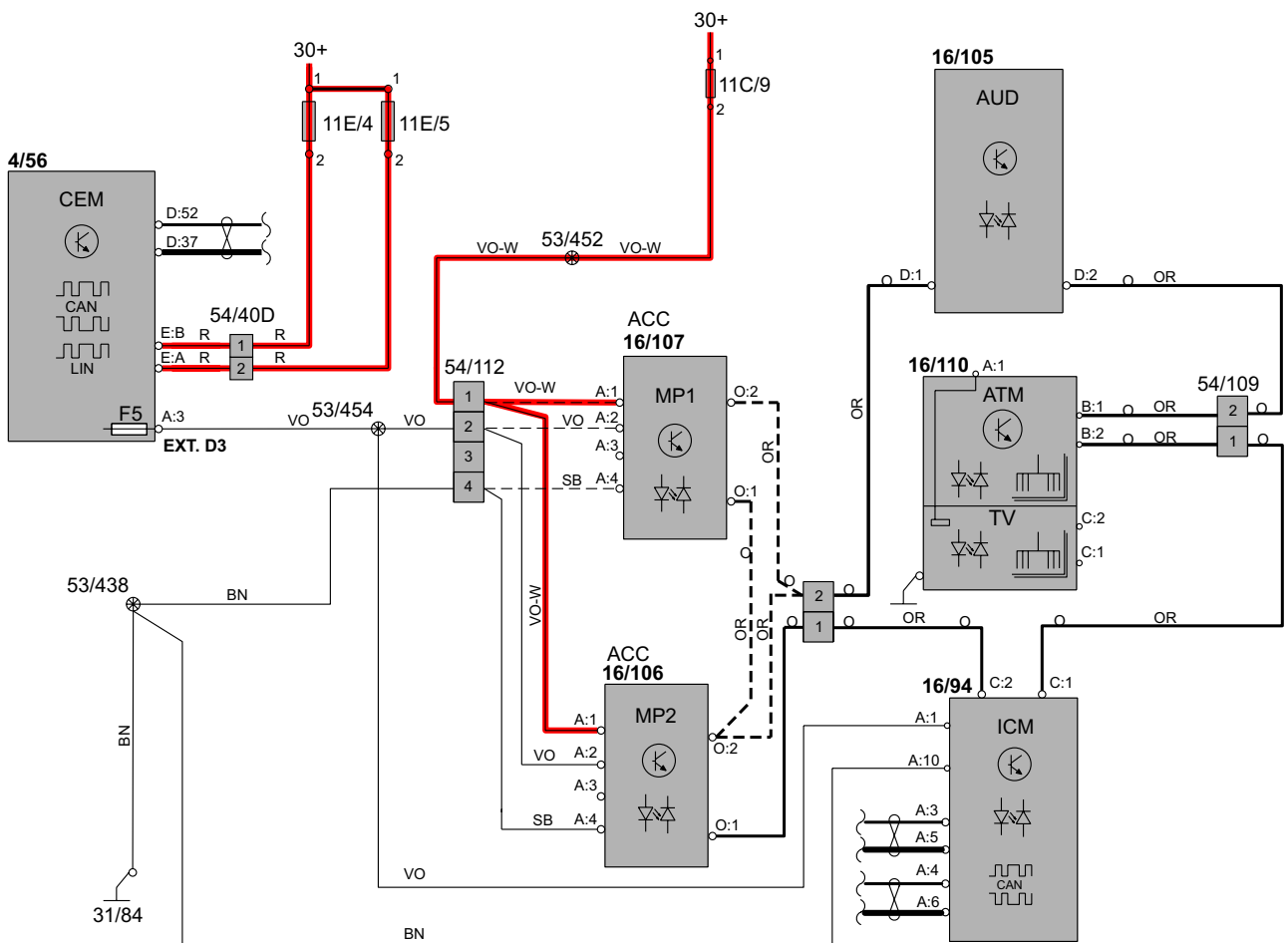
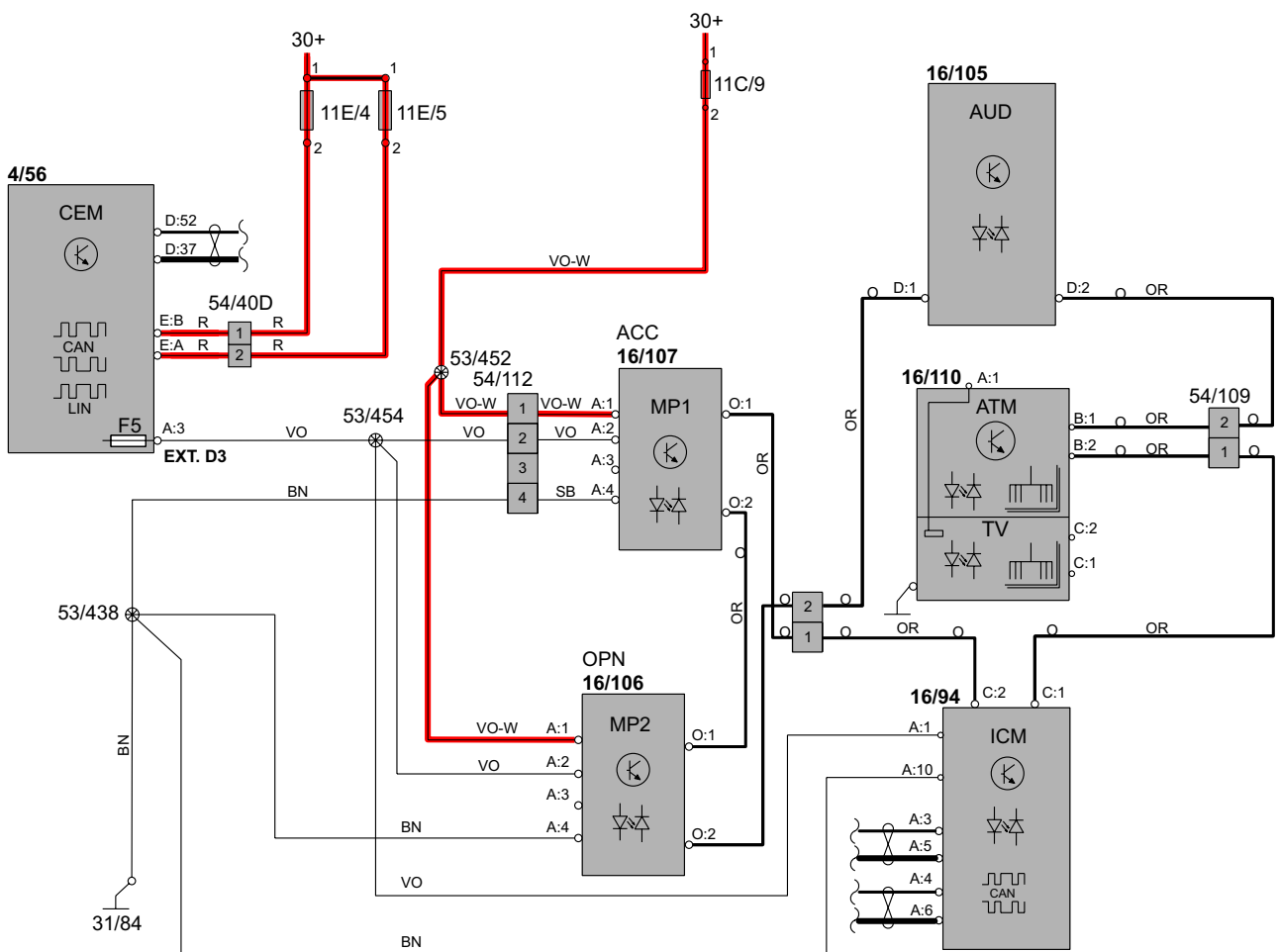


Group 39 Other, Accessories CD-Changer V70

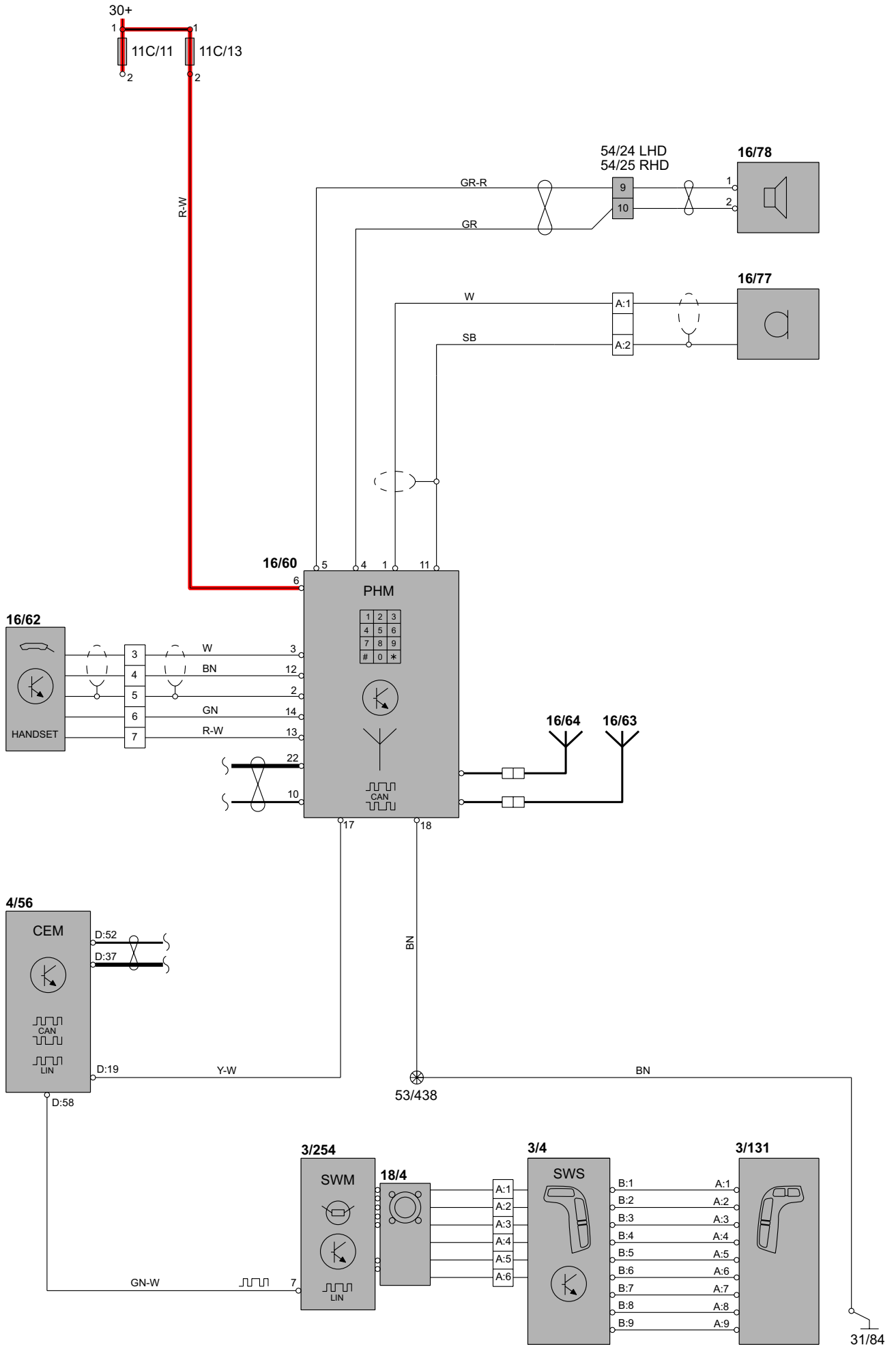


Group 39 Other, Accessories

CD/MD player XC90

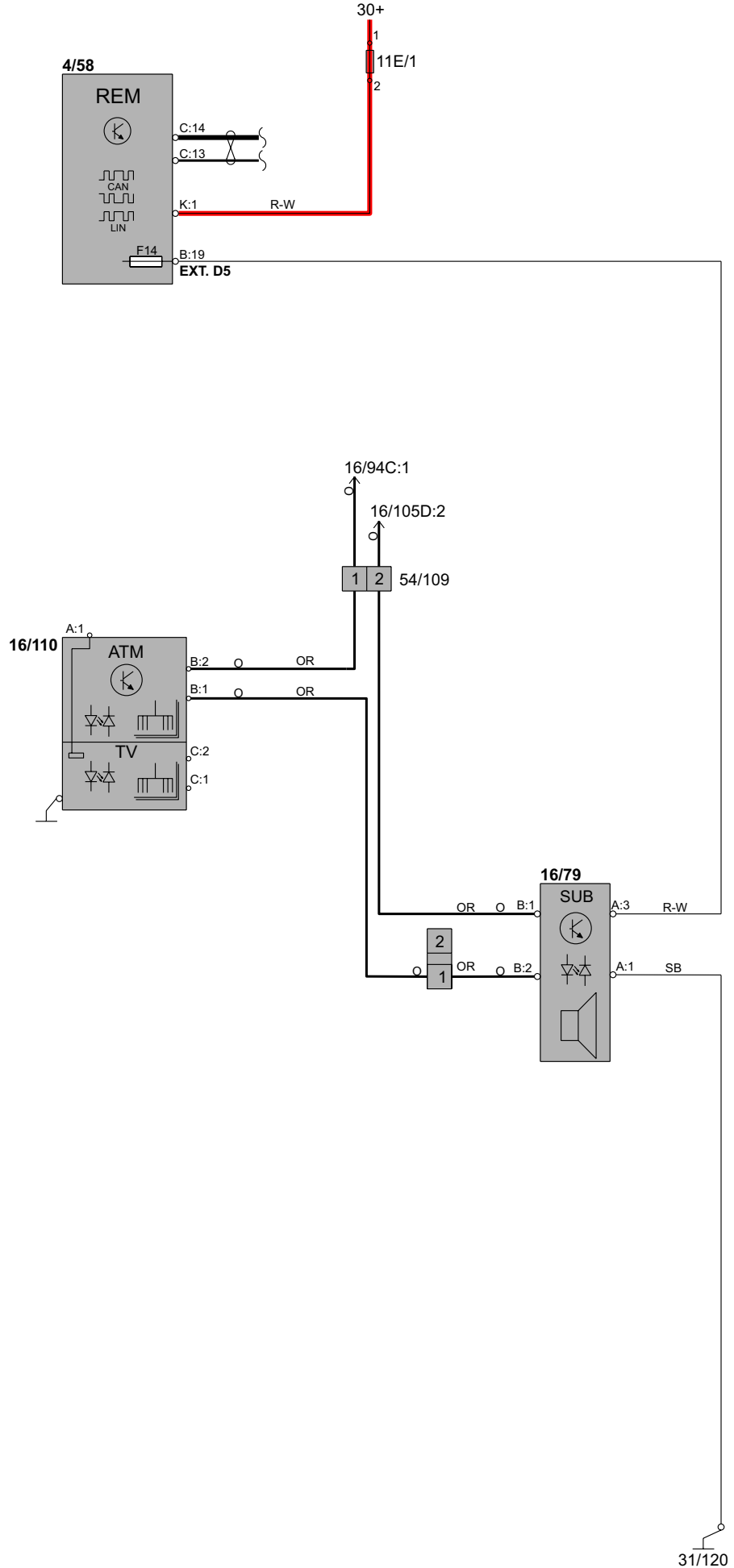


Group 39 Other Cellular phone V70

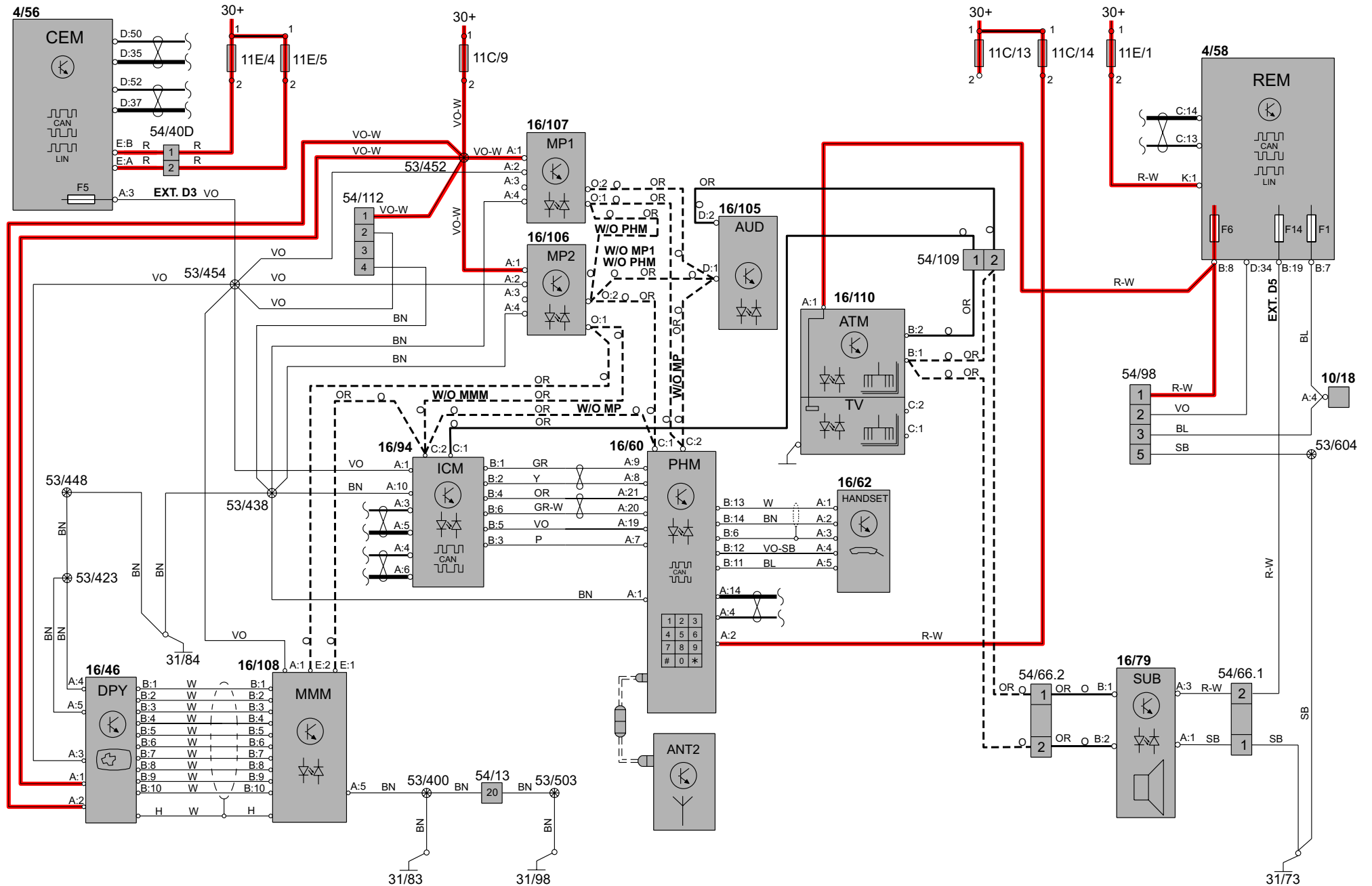


Group 39 Other, Accessories

Subwoofer XC90

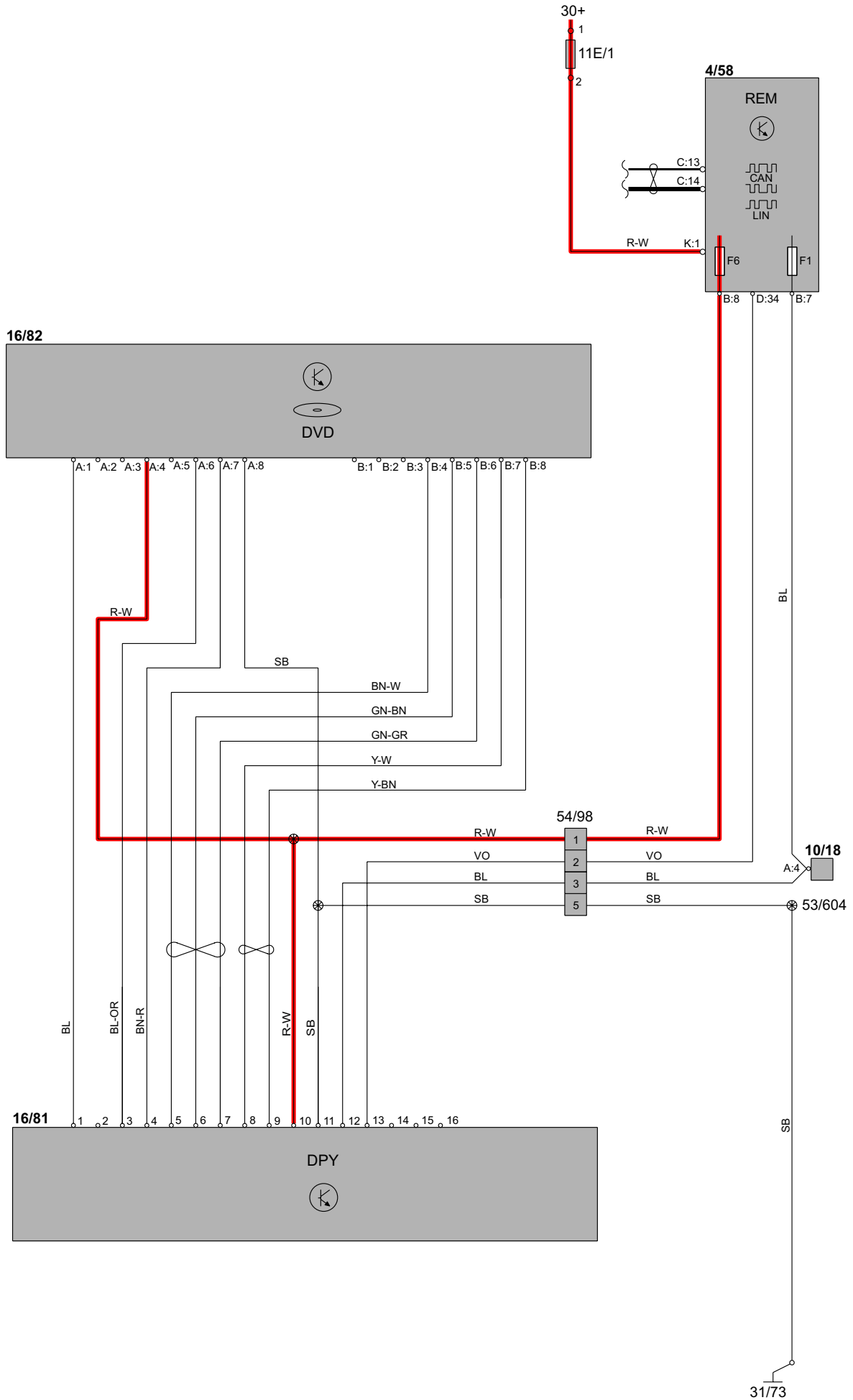


Group 39 Other Infotainment XC90

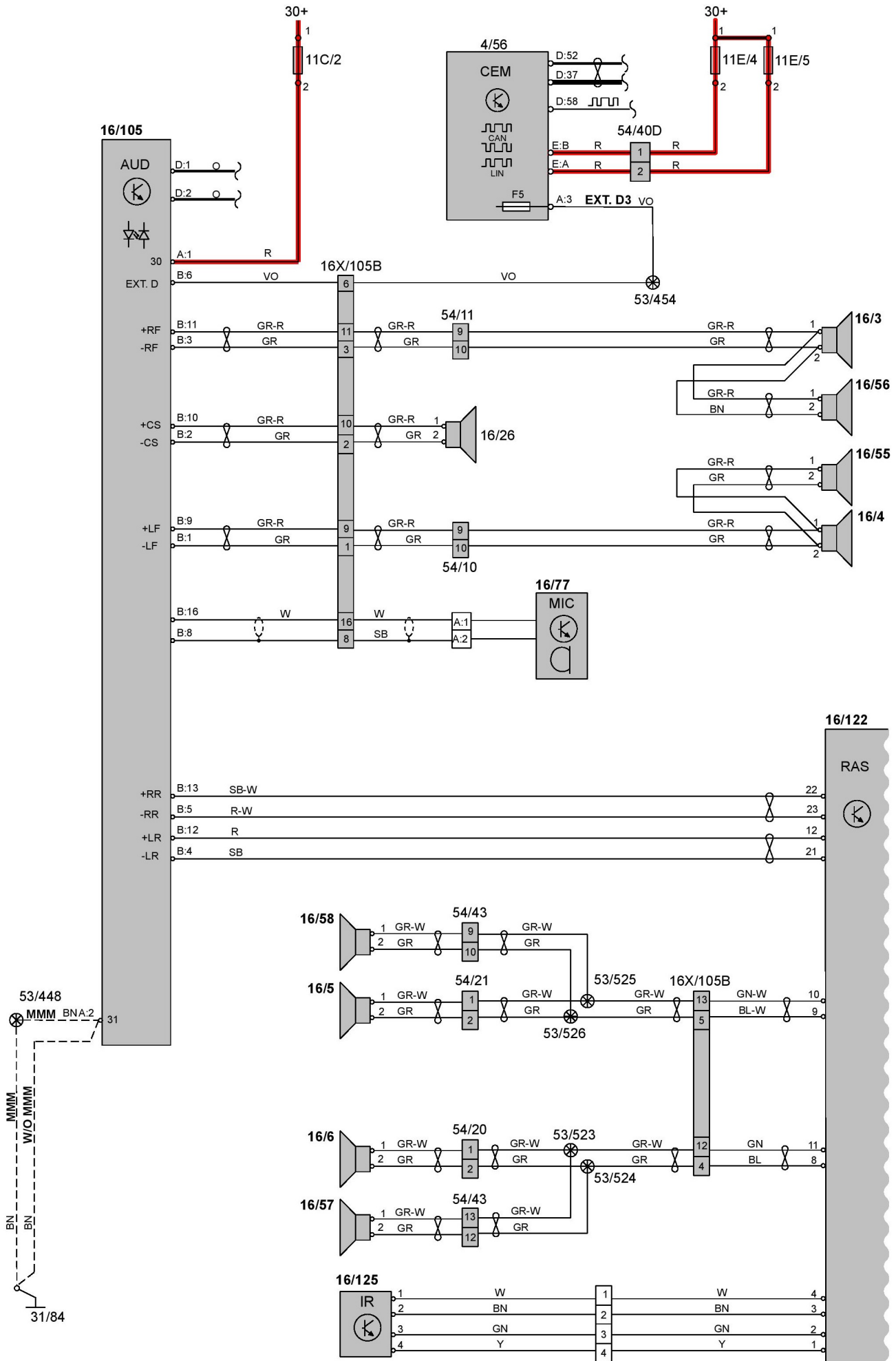


Group 39 Other, Accessories

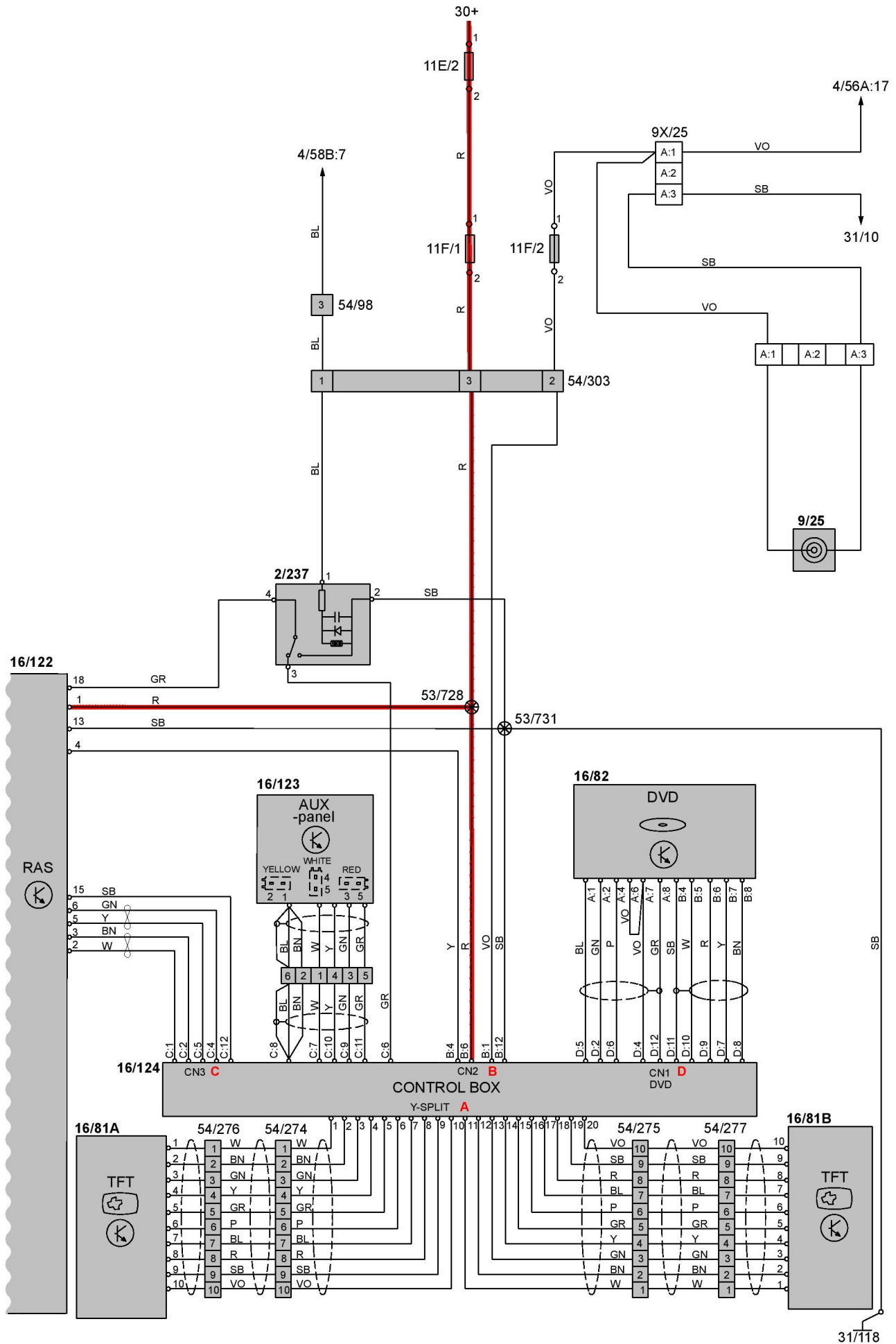
Rear Seat Entertainment, XC90



Group 39 Other Rear Seat Entertainment, XC90 1:2

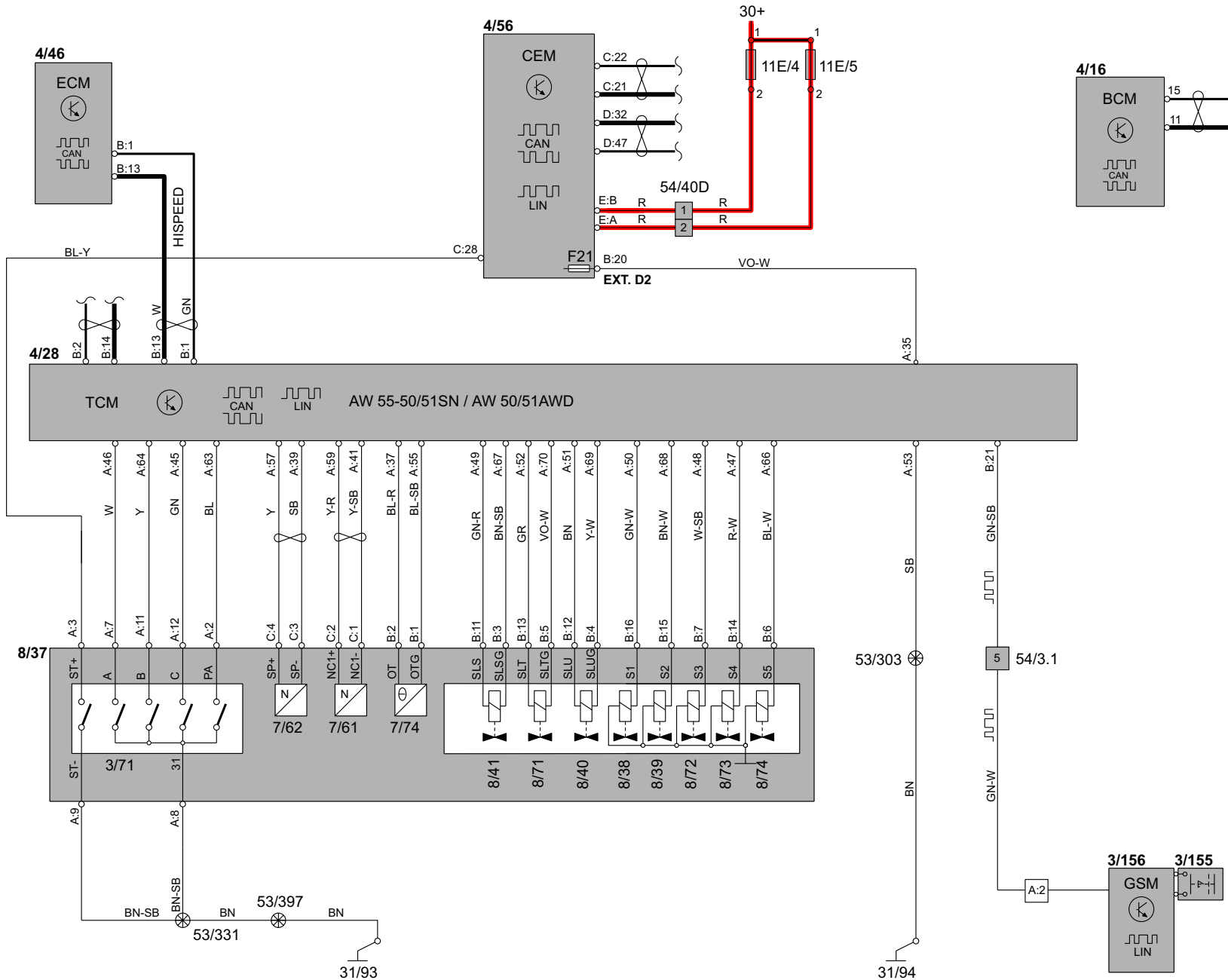


Group 39 Other Rear Seat Entertainment, XC90 2:2



Group 43 Transmission

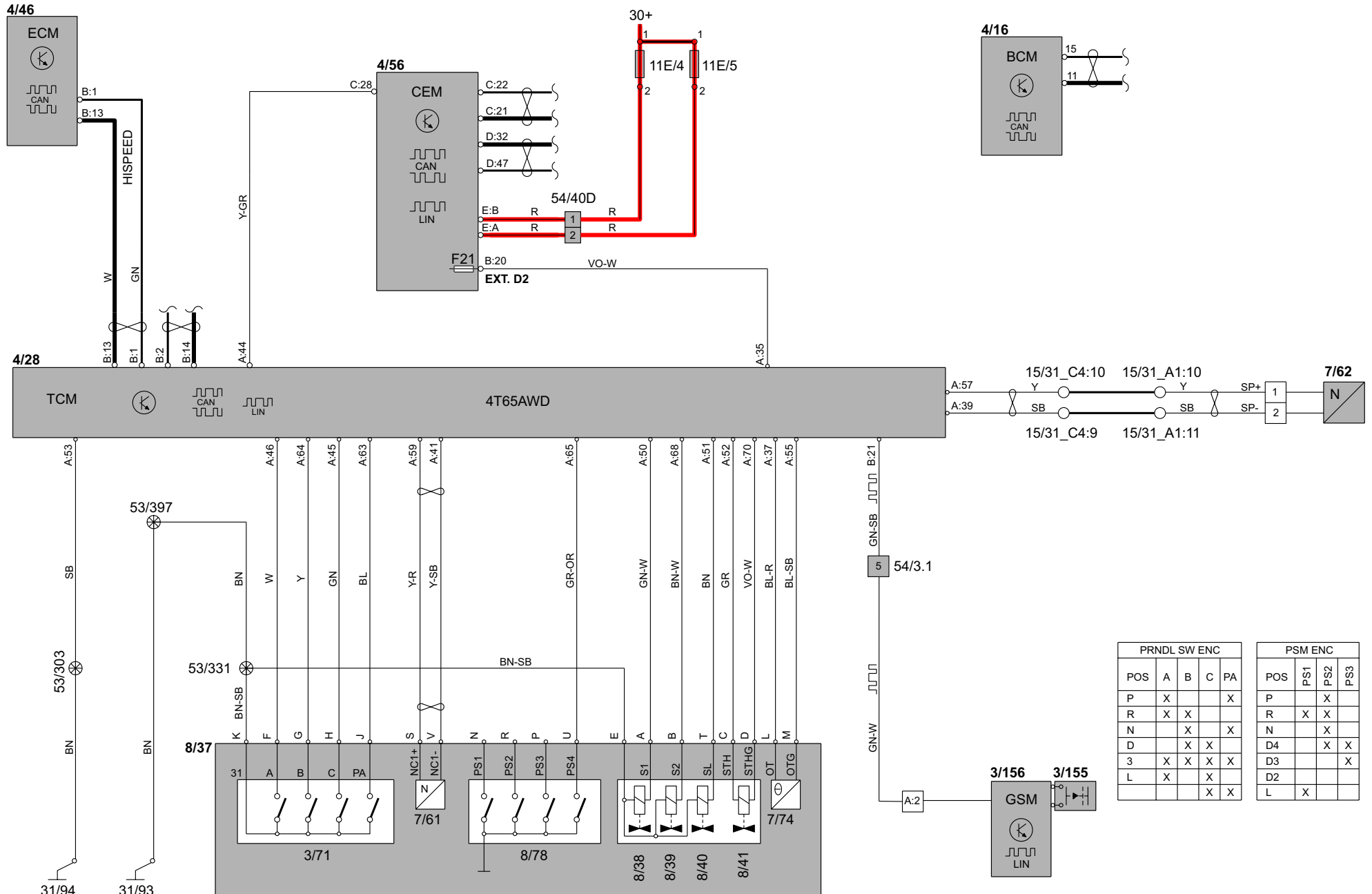
Automatic transmission AW55-50/51SN/AW50/51AWD



PRNDL SW ENC				
POS	A	B	C	PA
P	X			X
R	X	X		
N		X		X
D		X	X	
4	X	X	X	X
3	X		X	
L			X	X

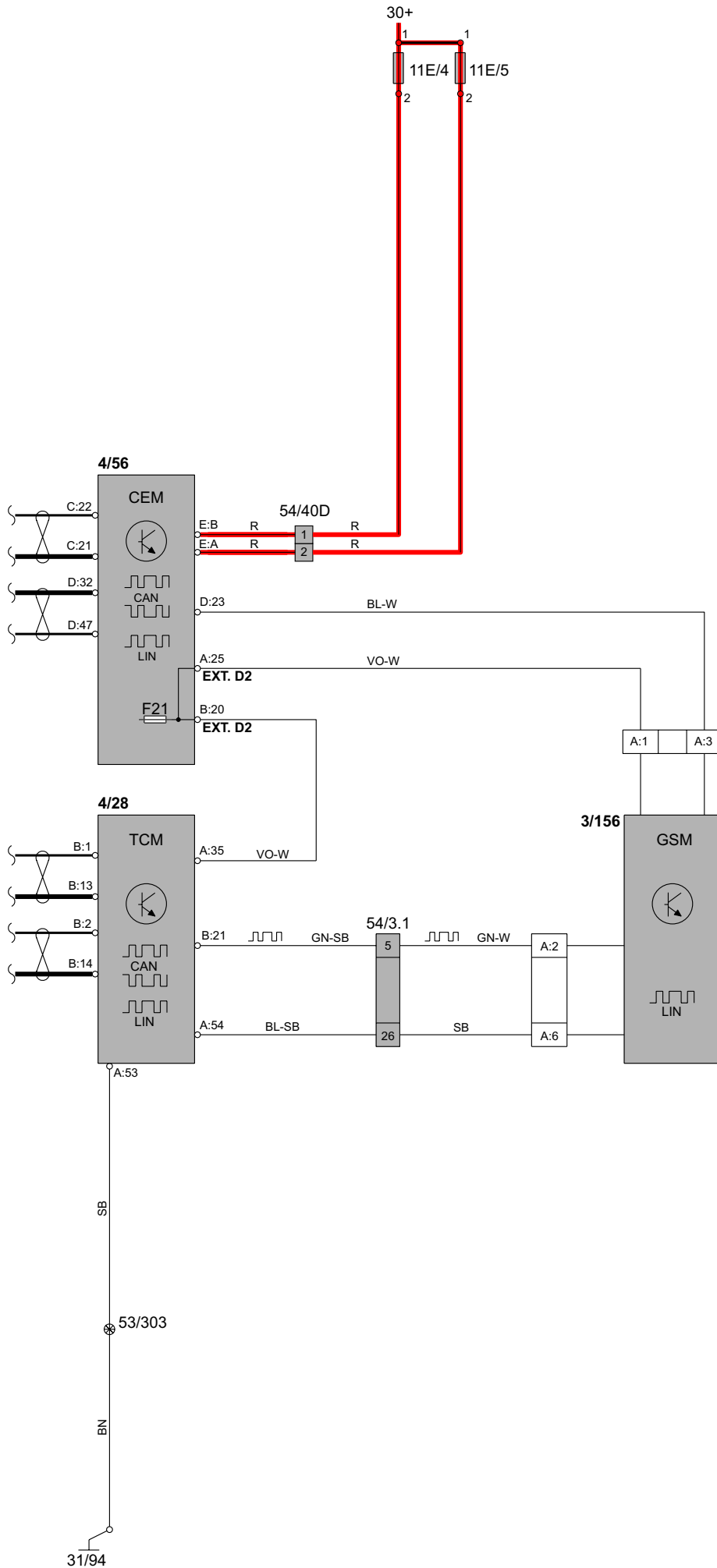
Group 43 Transmission

Automatic transmission, 4T65AWD

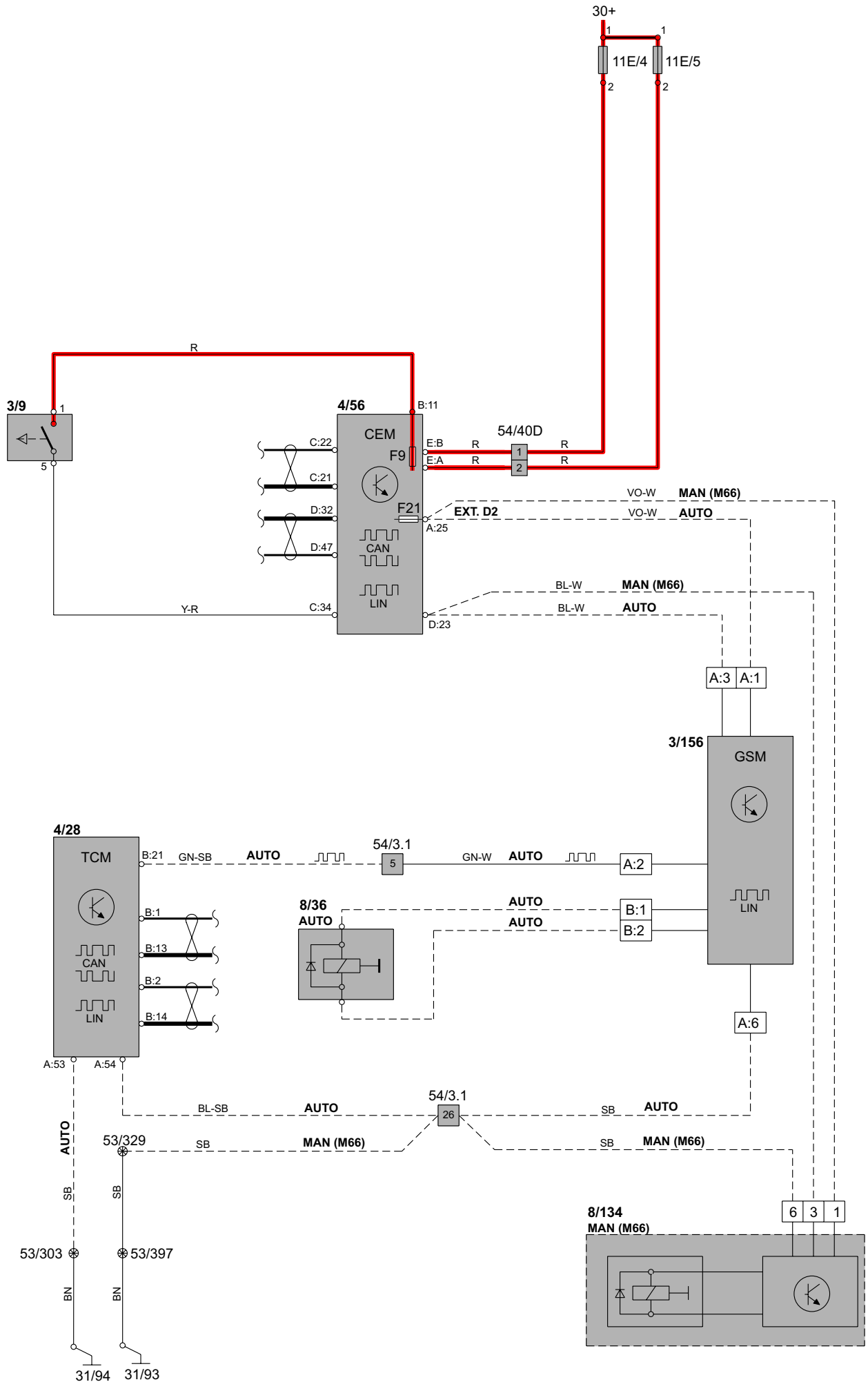


PRNDL SW ENC					PSM ENC			
POS	A	B	C	PA	POS	PS1	PS2	PS3
P	X			X	P		X	
R	X	X			R	X	X	
N		X		X	N		X	
D		X	X		D4		X	X
3	X	X	X	X	D3			X
L	X		X		D2			
			X	X	L	X		

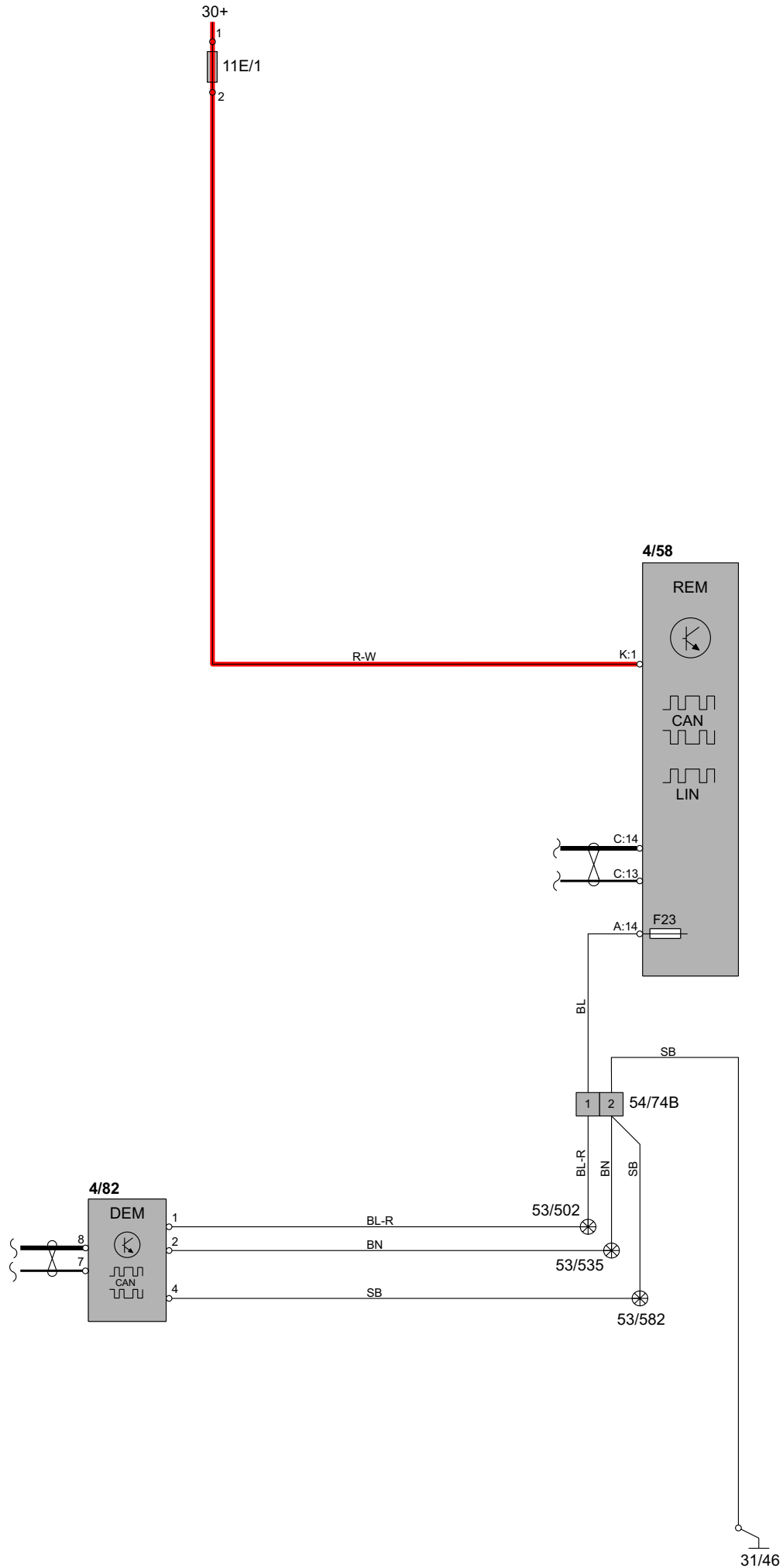
Group 43 Transmission Geartronic



Group 43 Transmission Shift lock

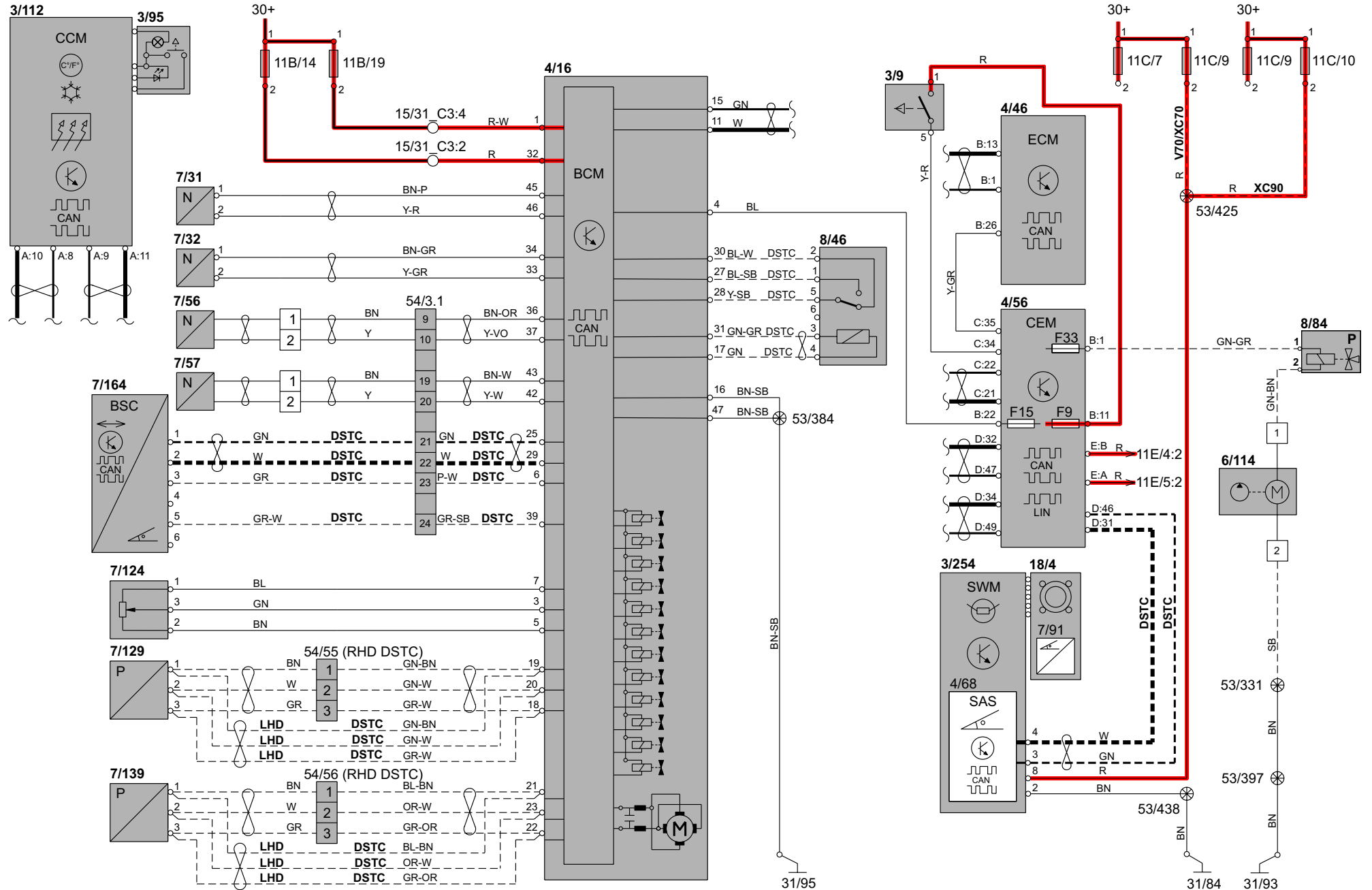


Group 43 Transmission Differential Electronic Module (DEM)



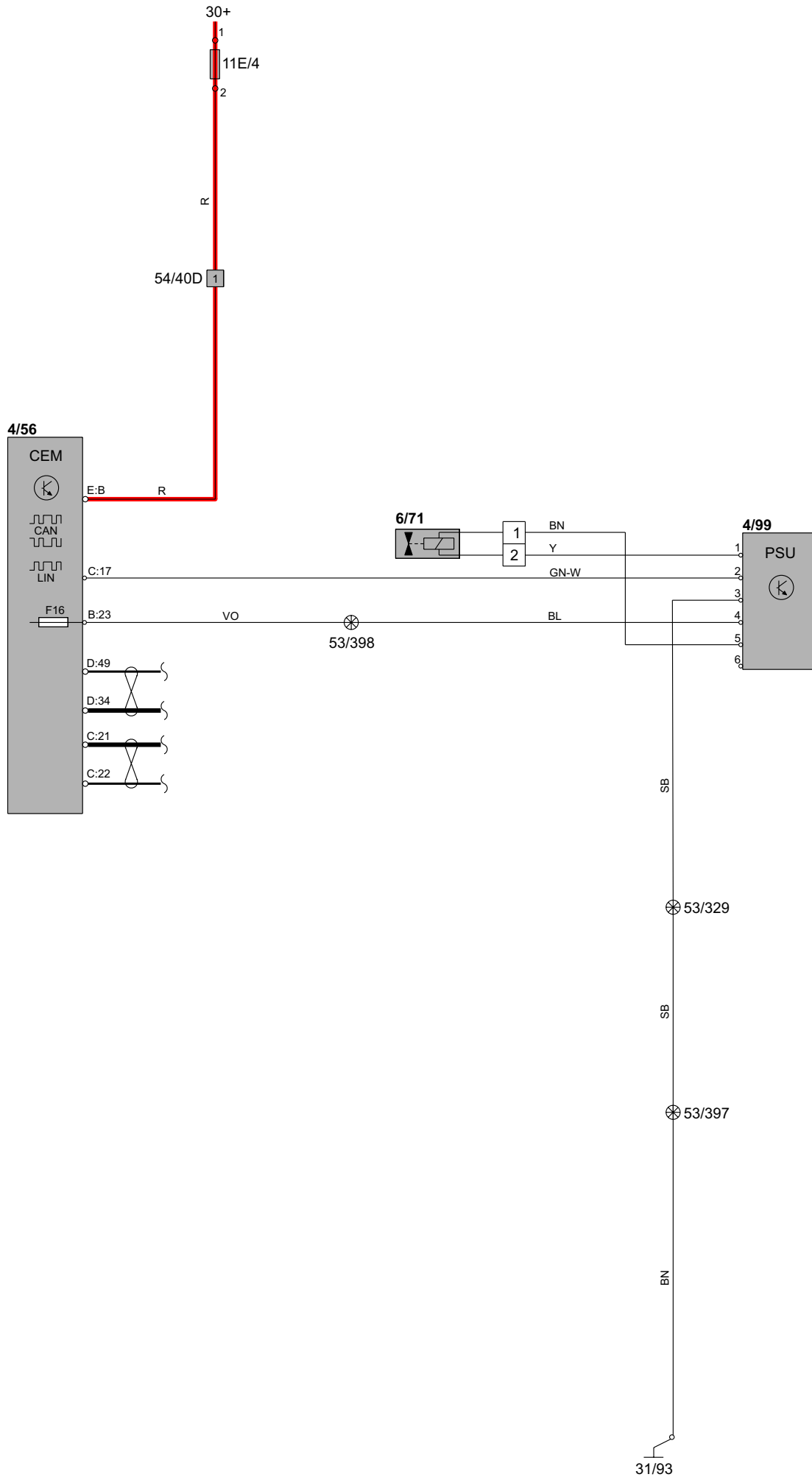
Group 59 Brake system

Brake control system



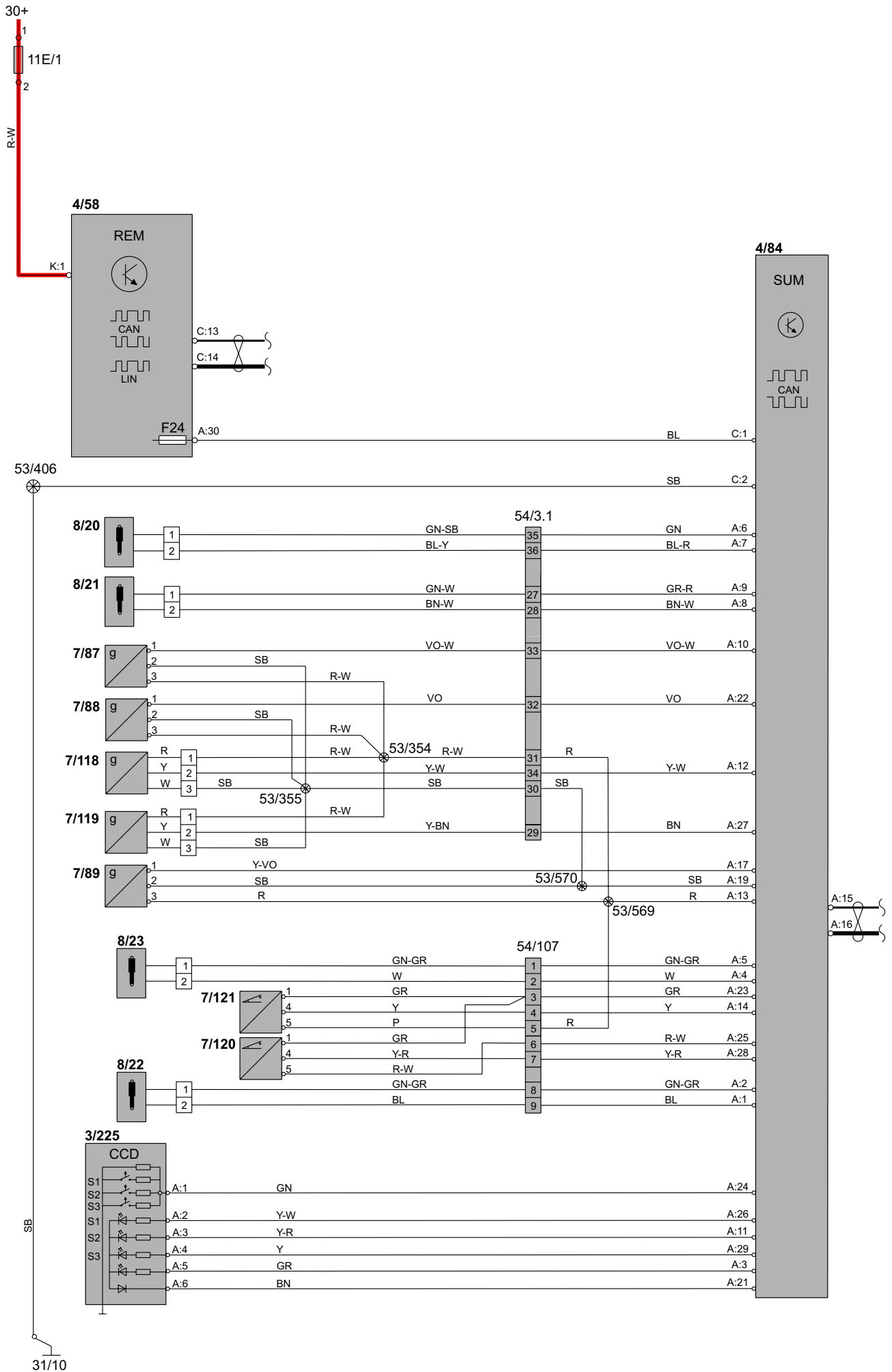
Group 64 Steering

Electronic power steering



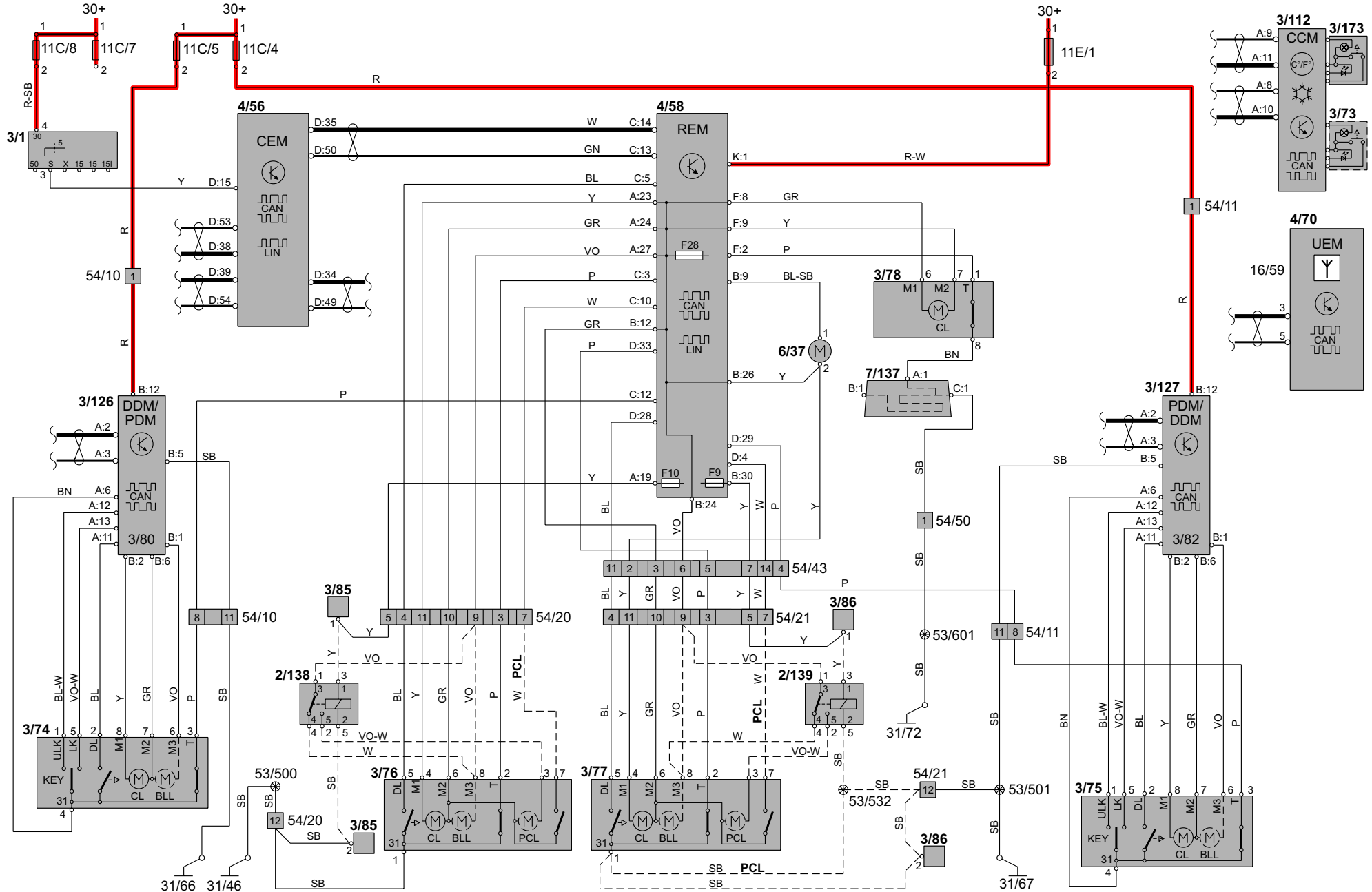
Group 76 Shock absorbers

Four-C V70



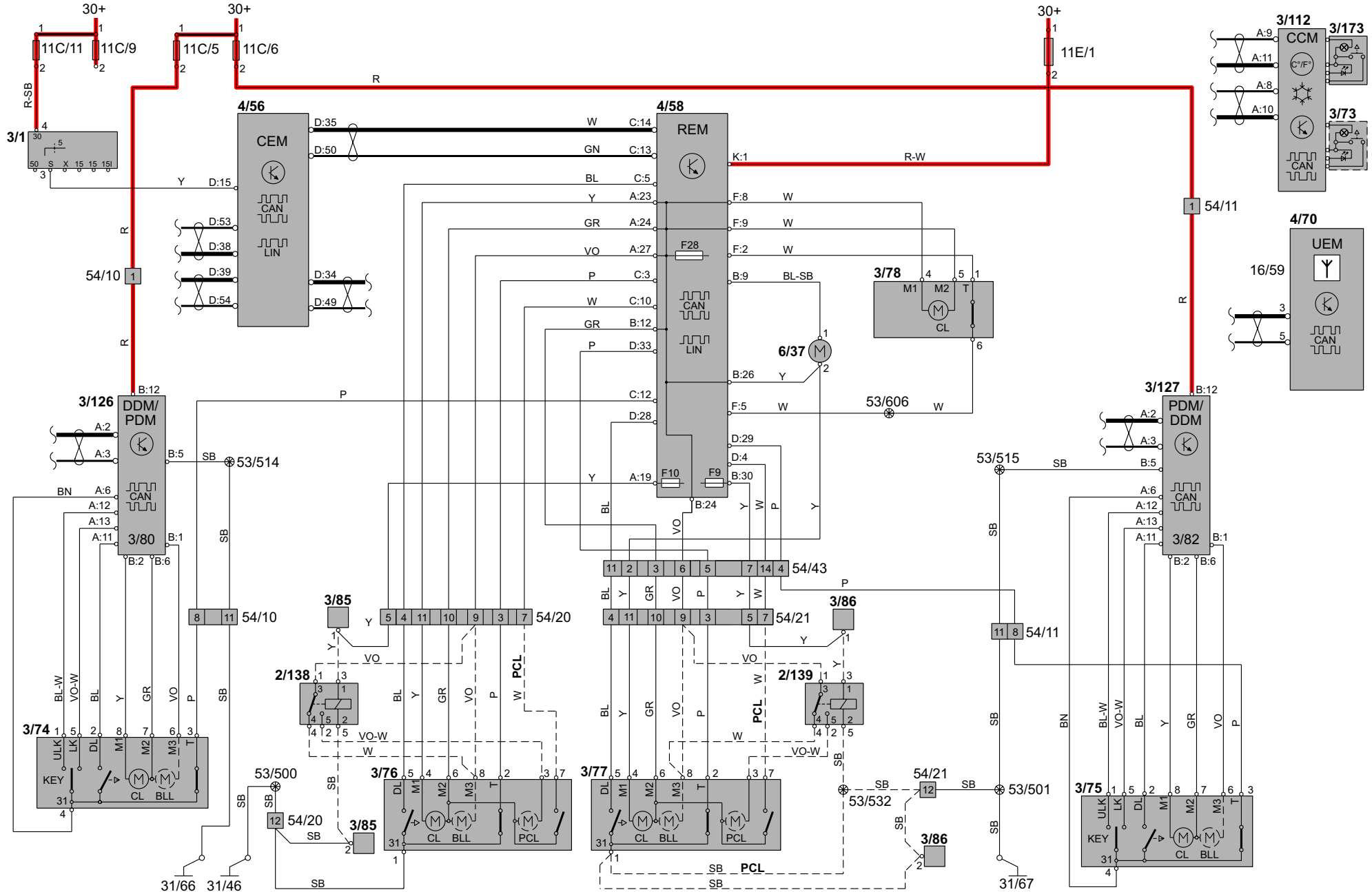
Group 83 Doors and openings

Central locking system V70



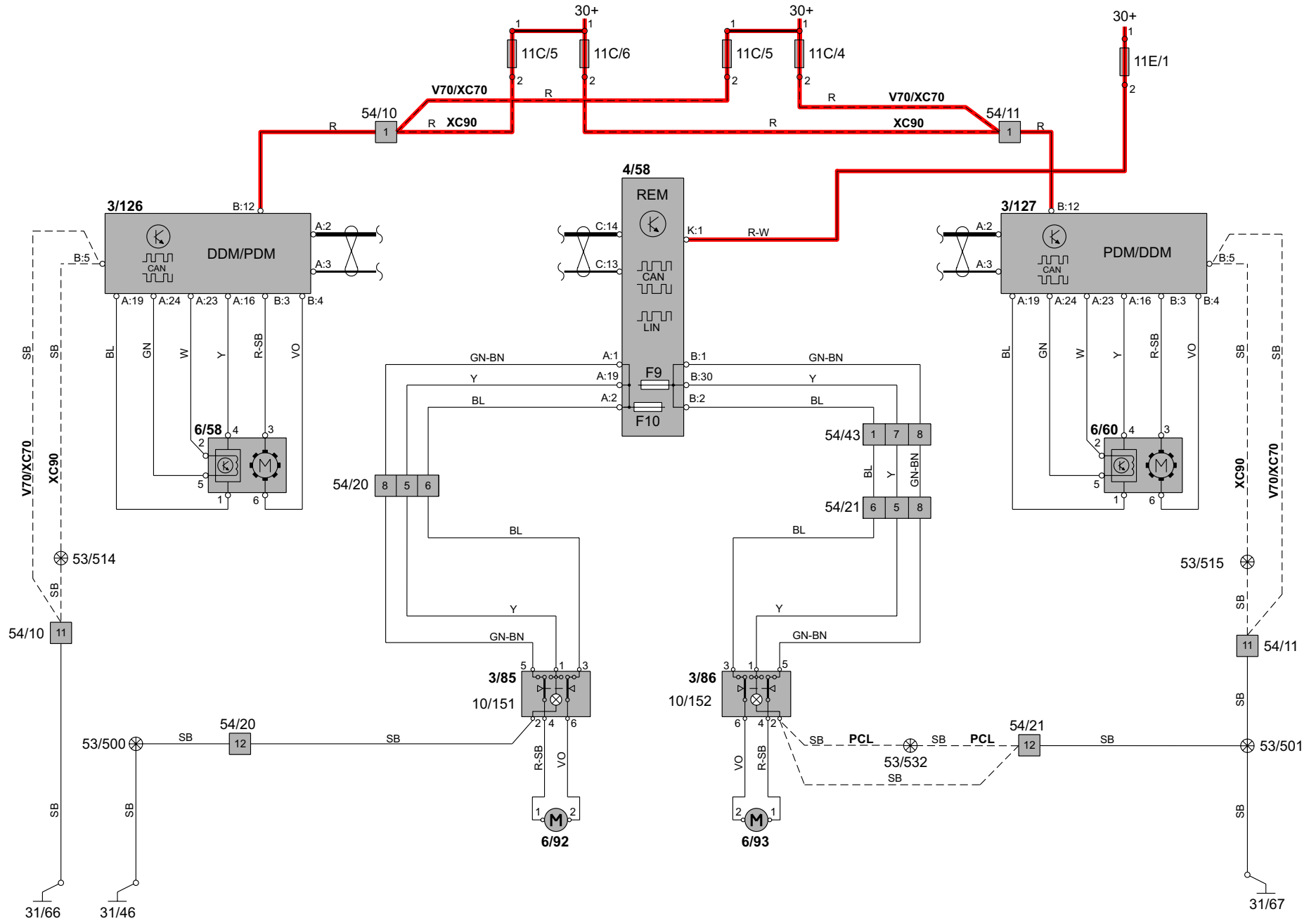
Group 83 Doors and openings

Central locking system XC90



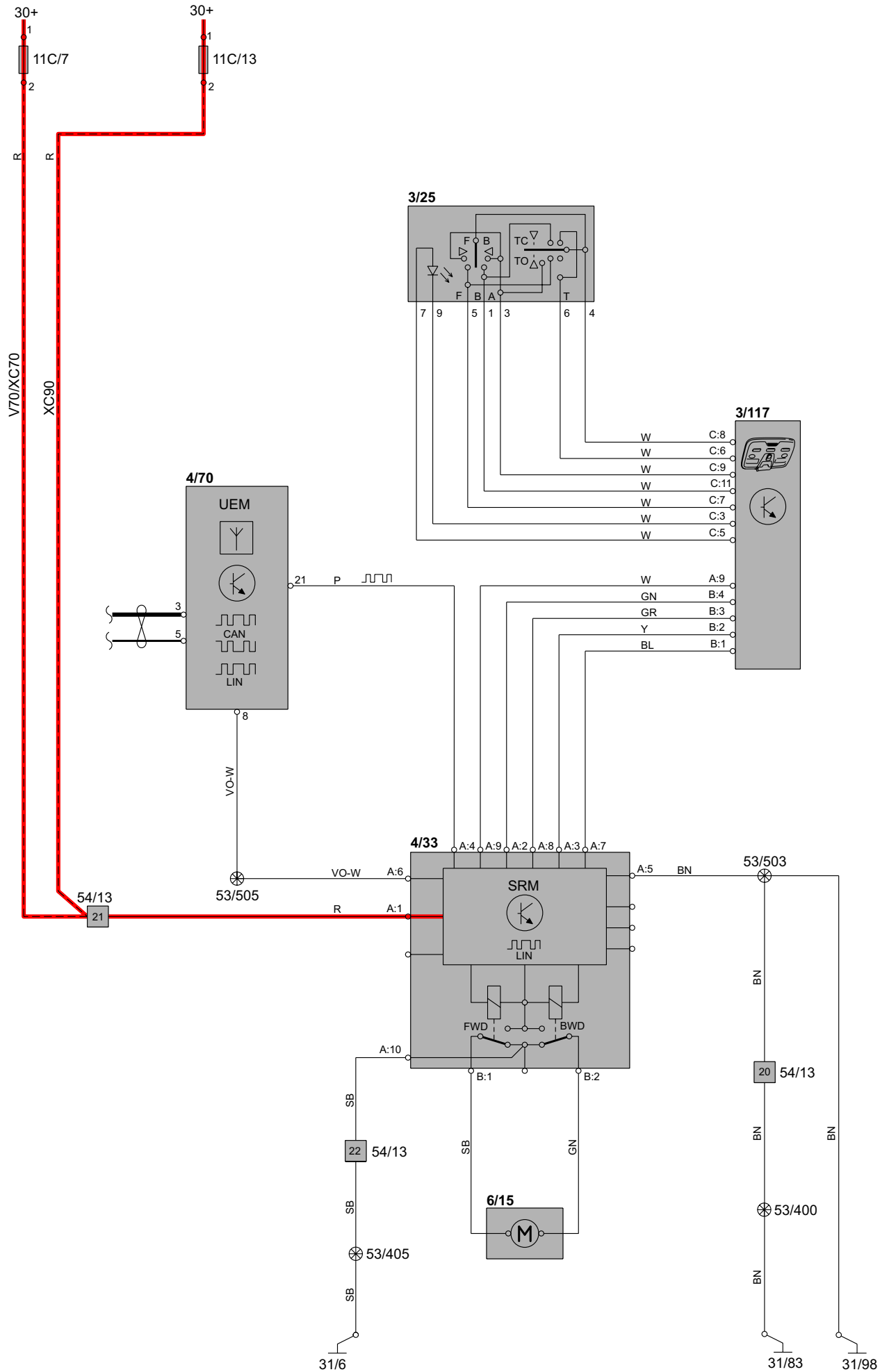
Group 83 Doors and openings

Power windows

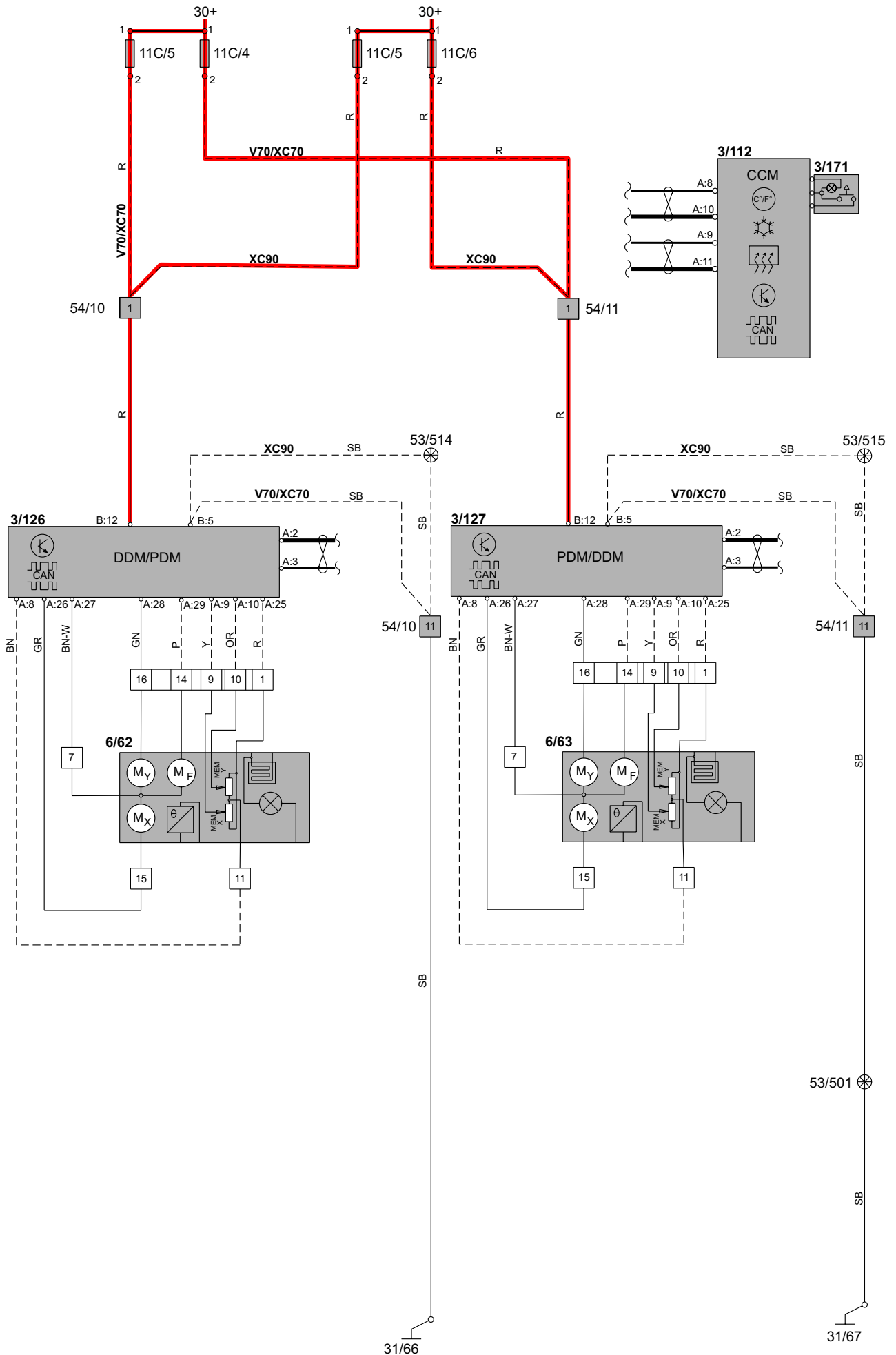


Group 83 Doors and openings

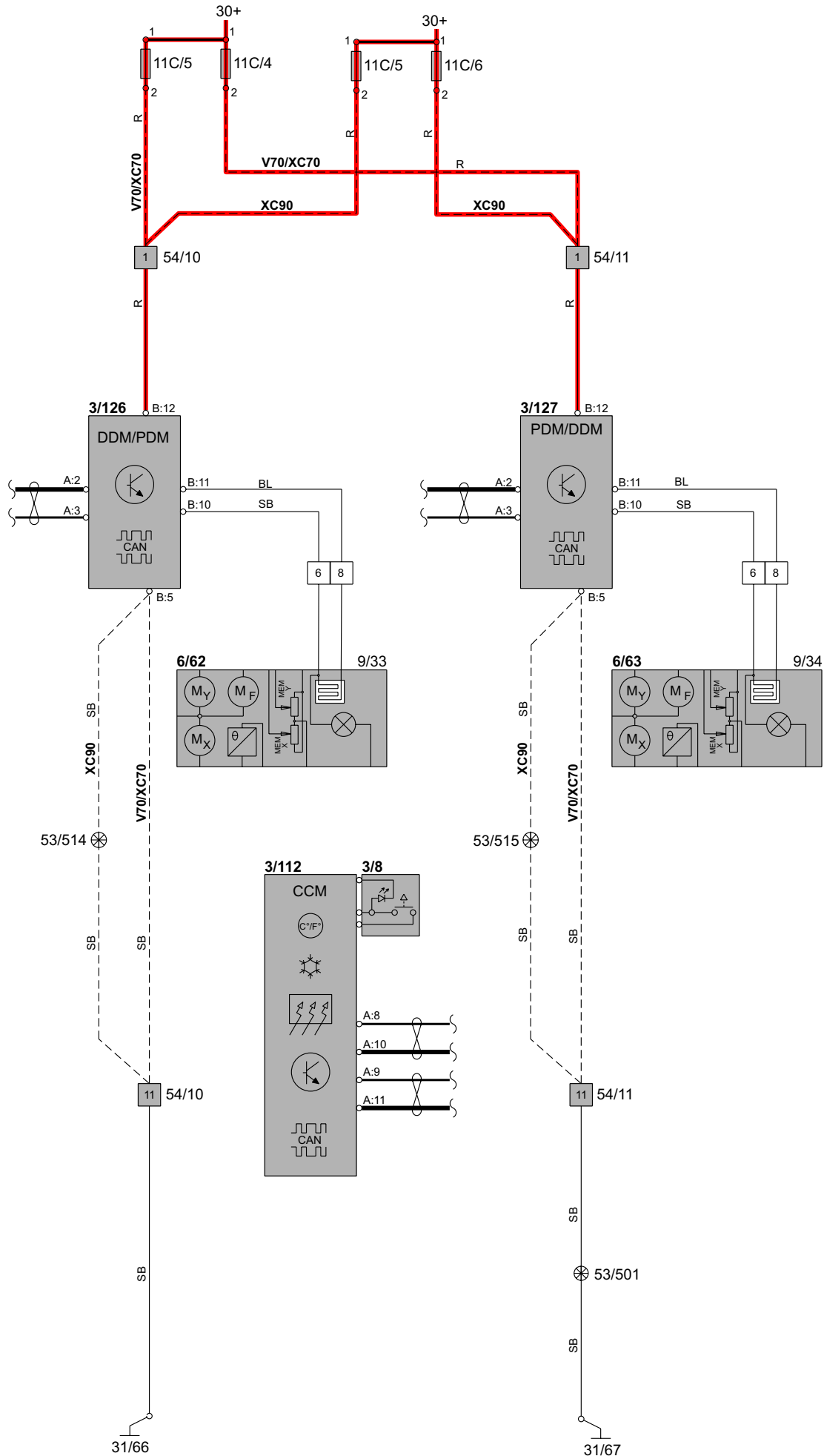
Power sunroof



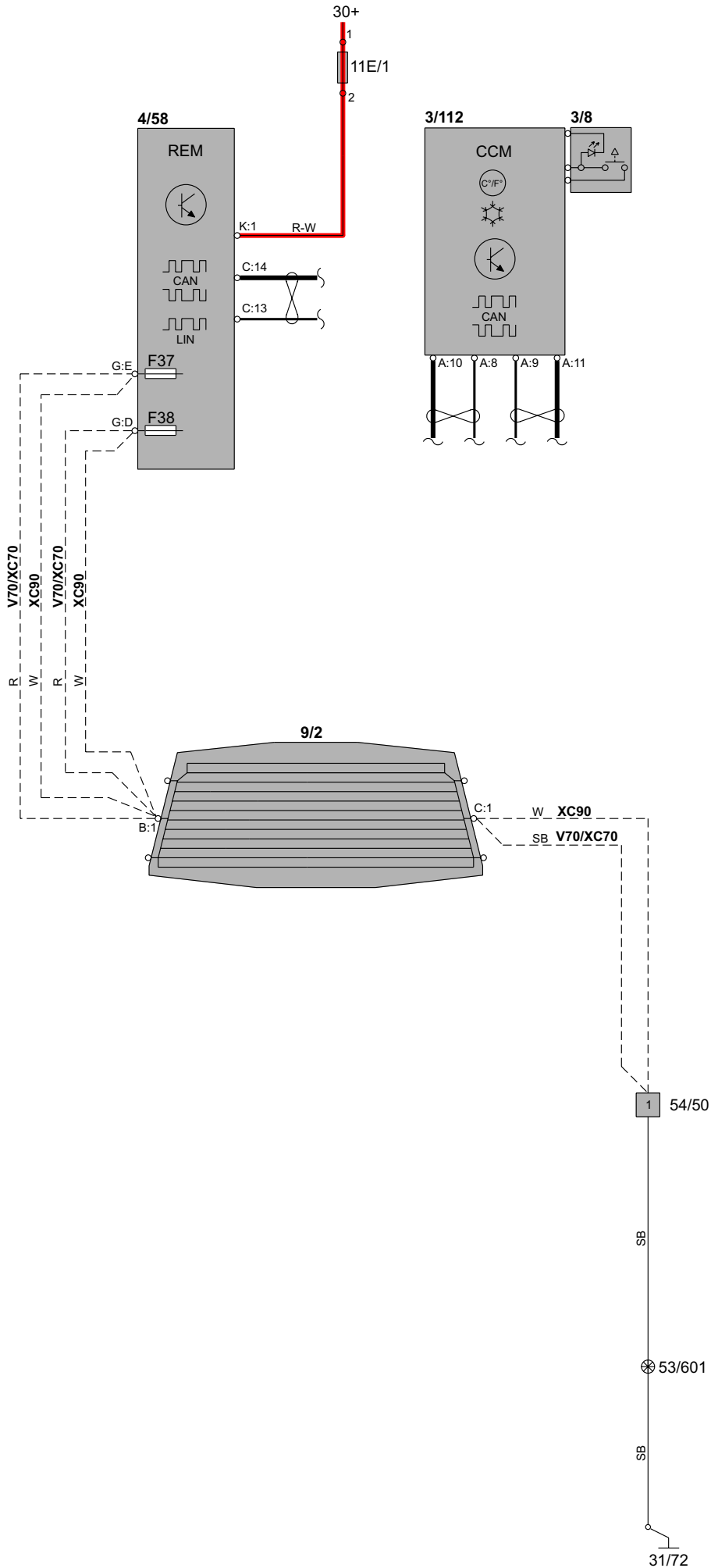
Group 84 Exterior decorative elements etc. Power door mirrors



Group 84 Exterior decorative elements etc. Heated door mirrors

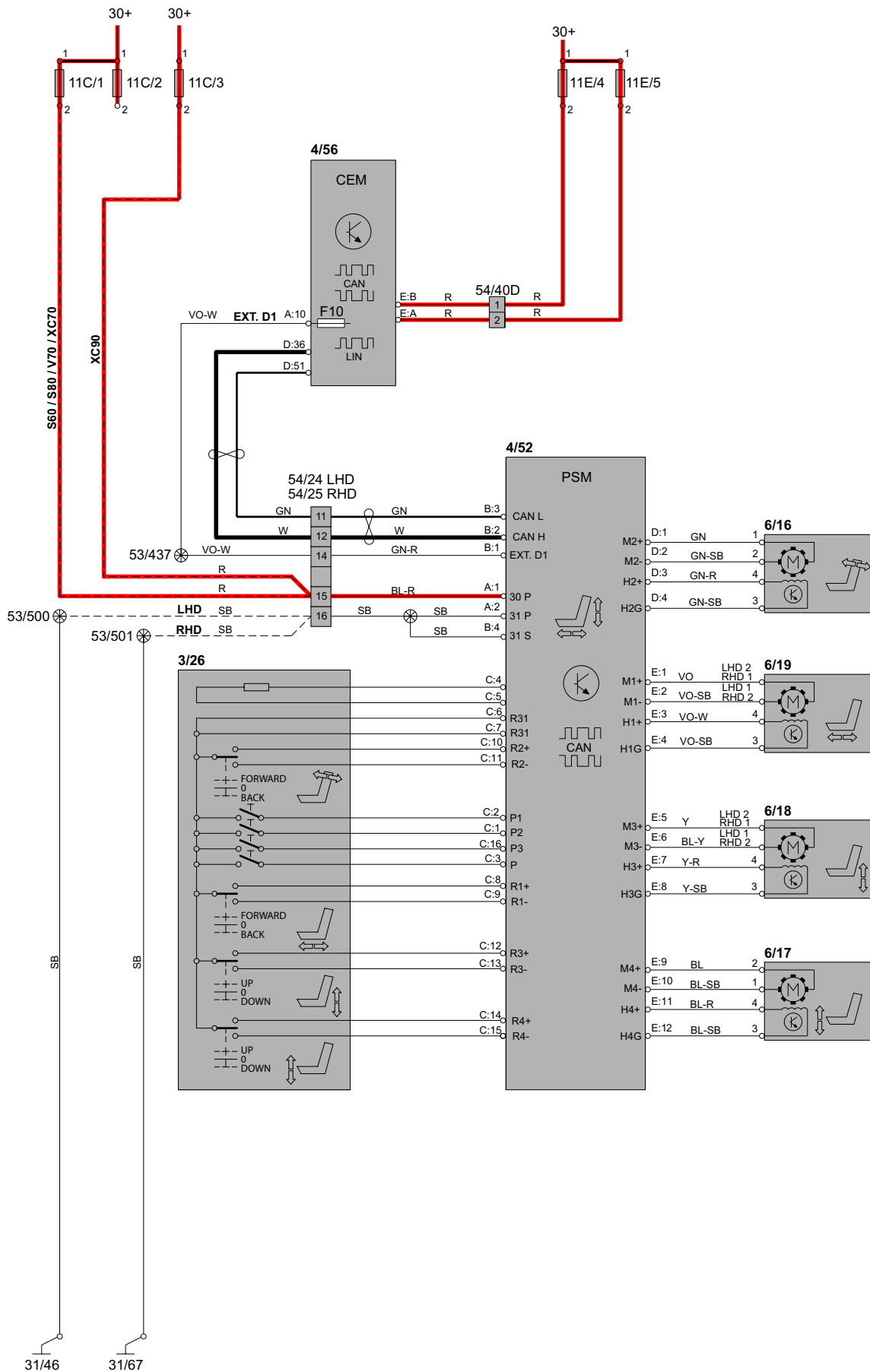


Group 84 Exterior decorative elements etc. Heated rear window



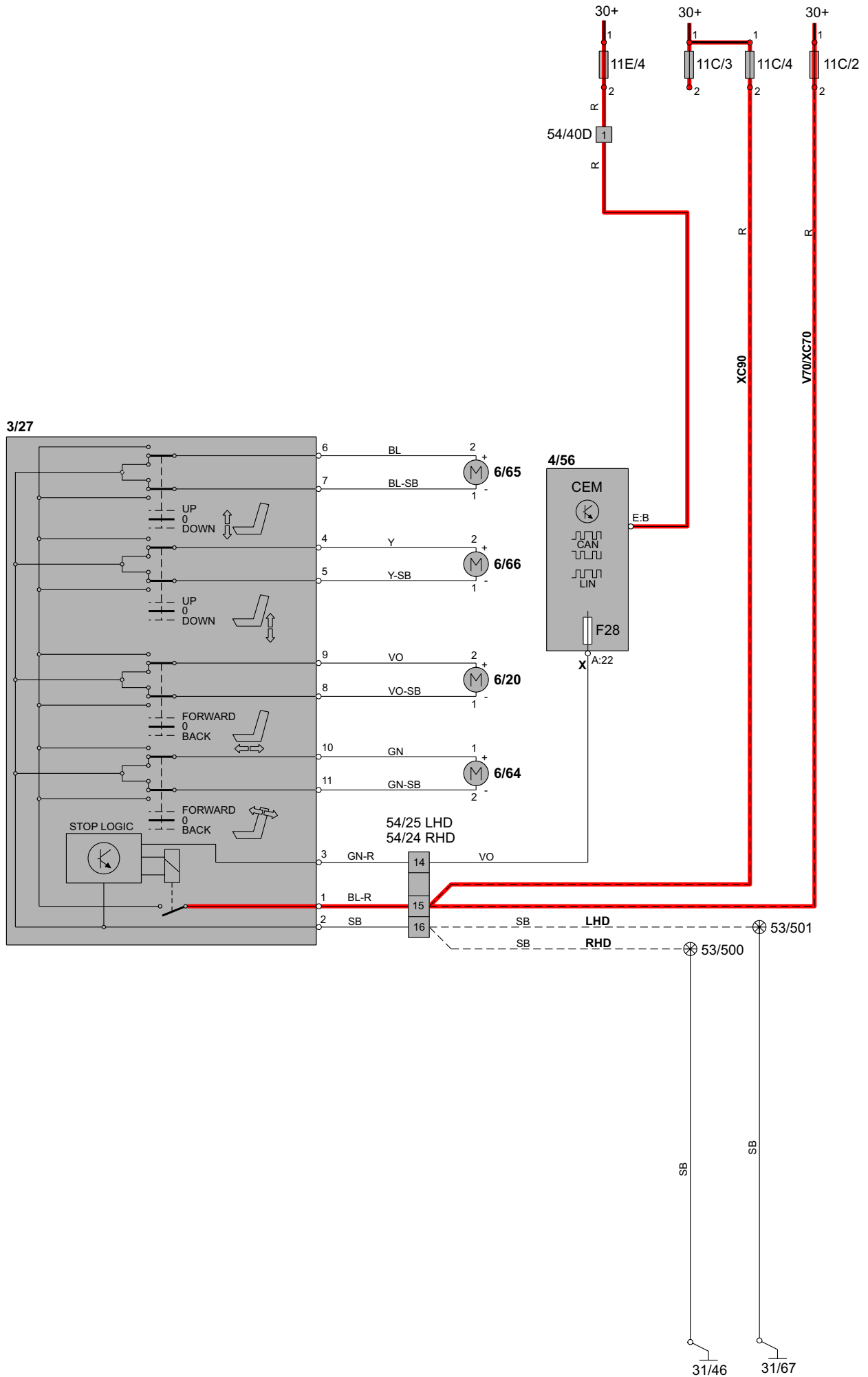
Group 85 Interior equipment

Power driver's seat



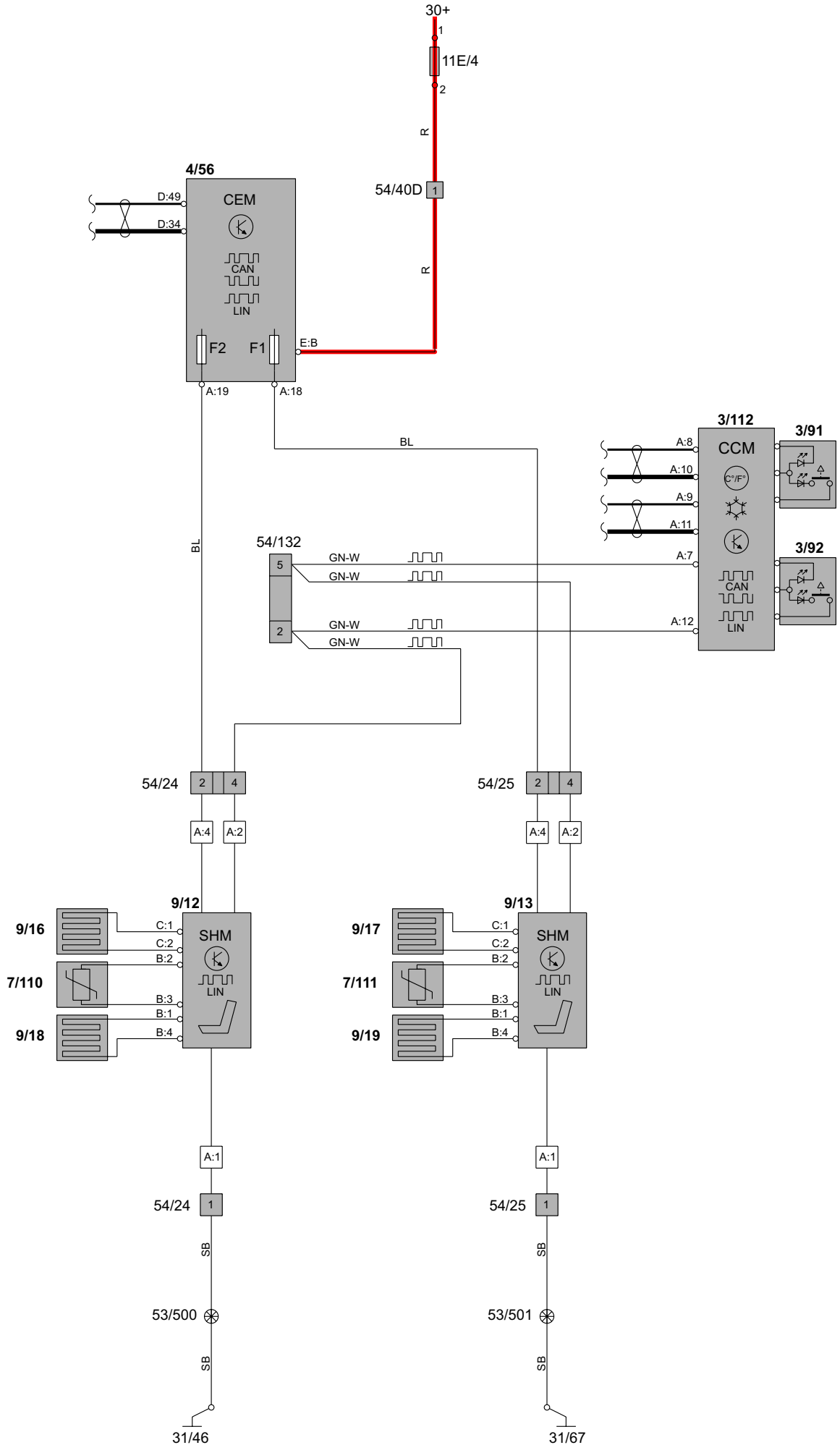
Group 85 Interior equipment

Power passenger seat



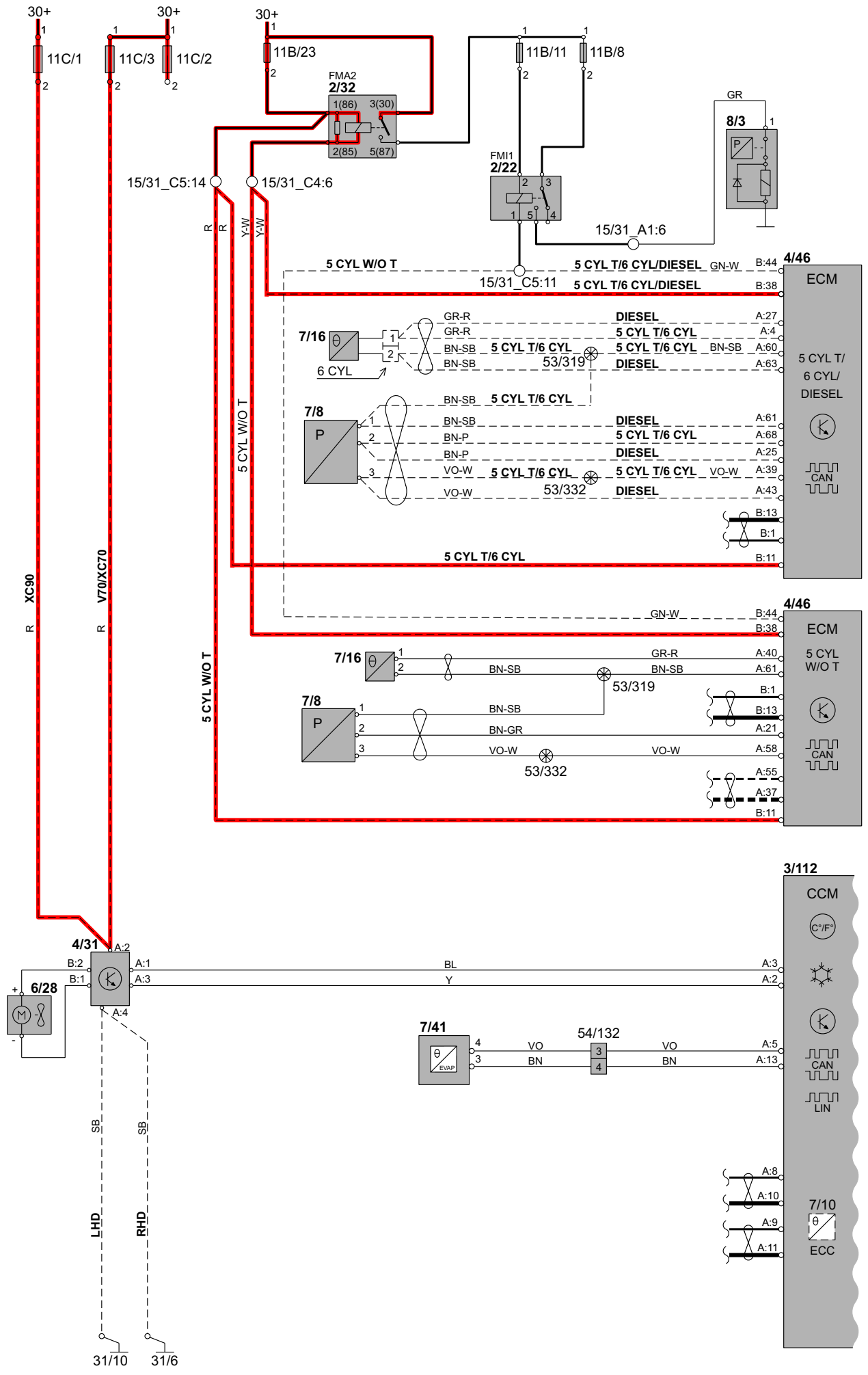
Group 85 Interior equipment

Heated seats



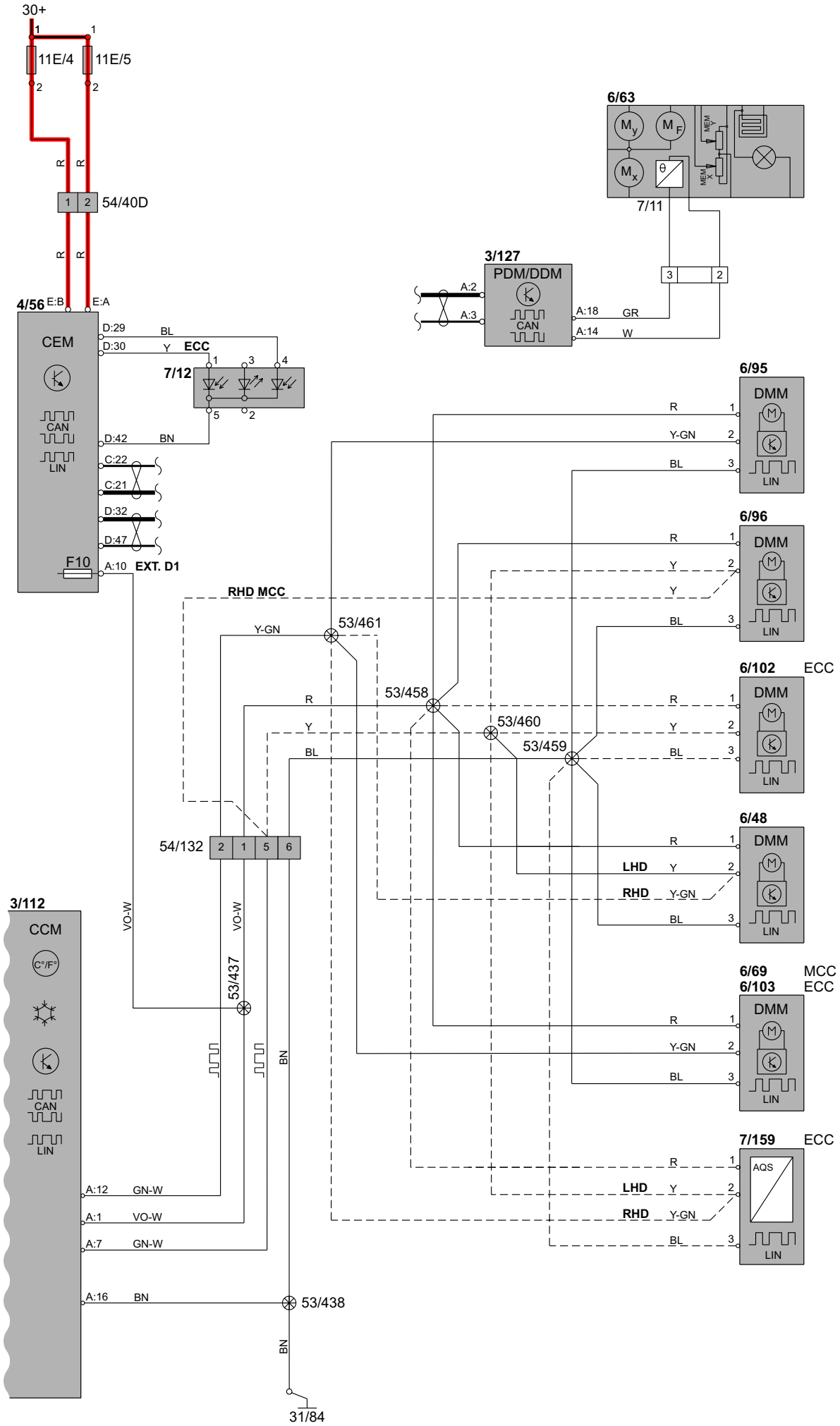
Group 87 Climate controls

Climate control system 1:2



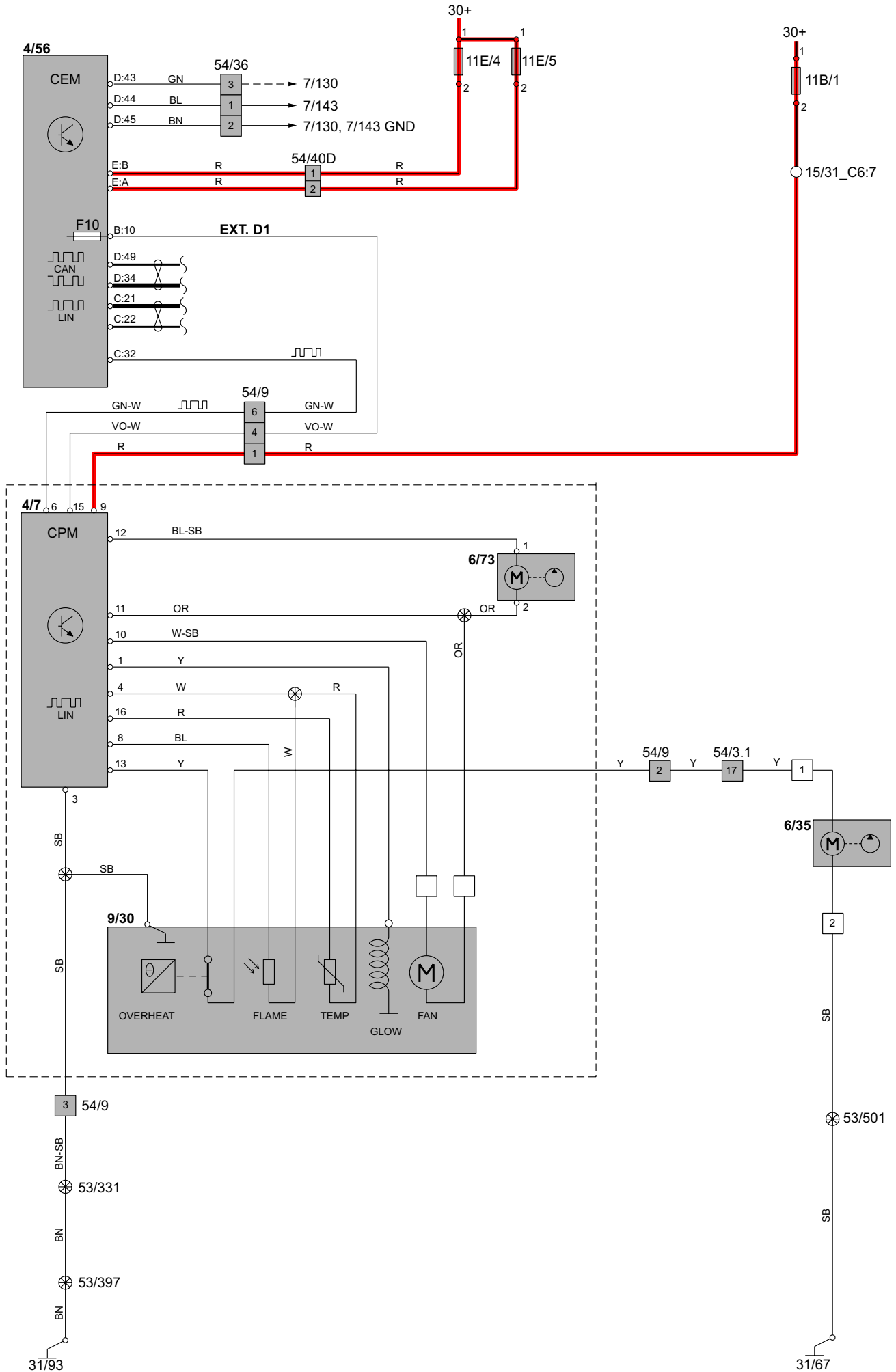
Group 87 Climate controls

Climate control system 2:2



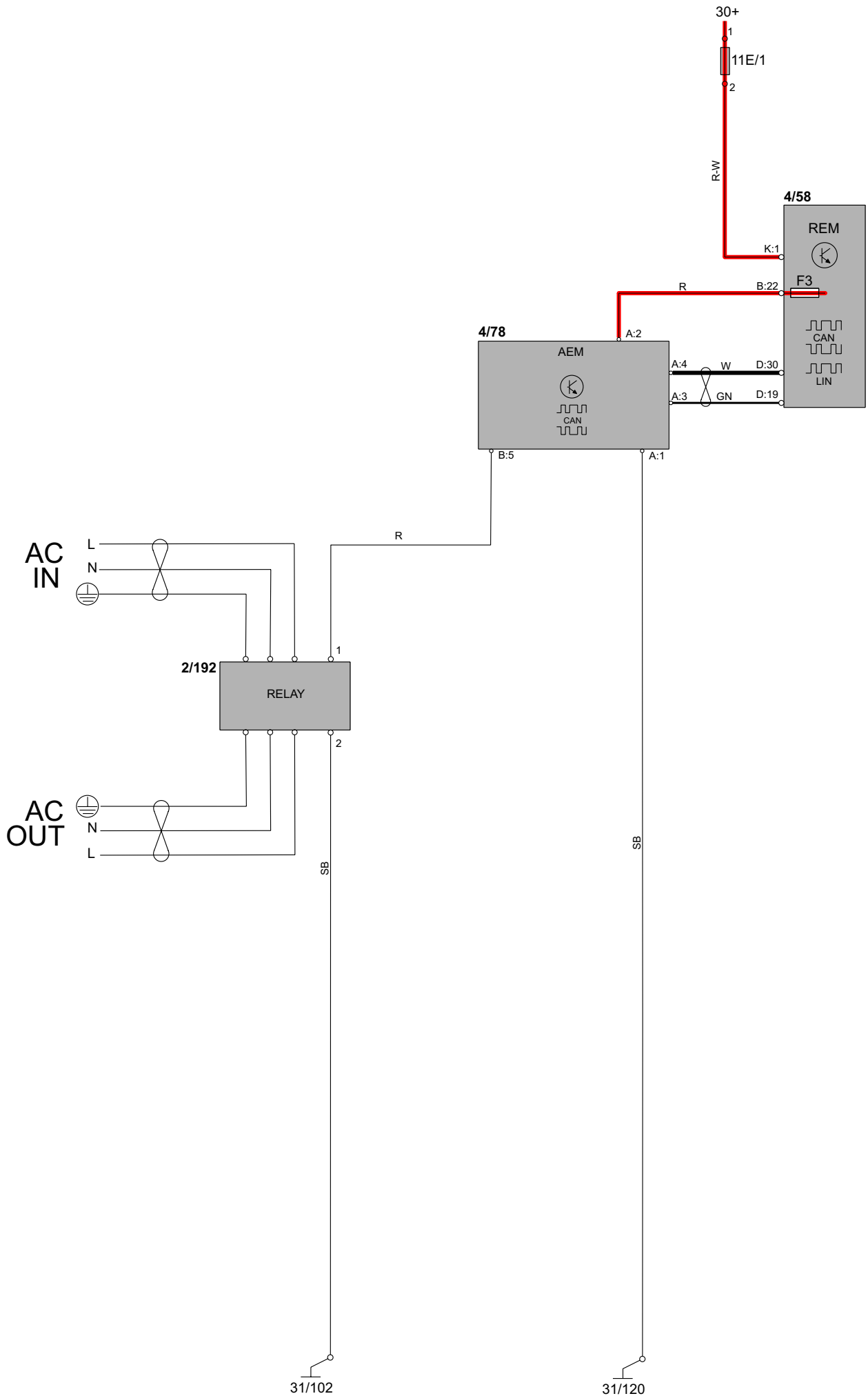
Group 87 Climate controls

Parking heater, auxiliary heater



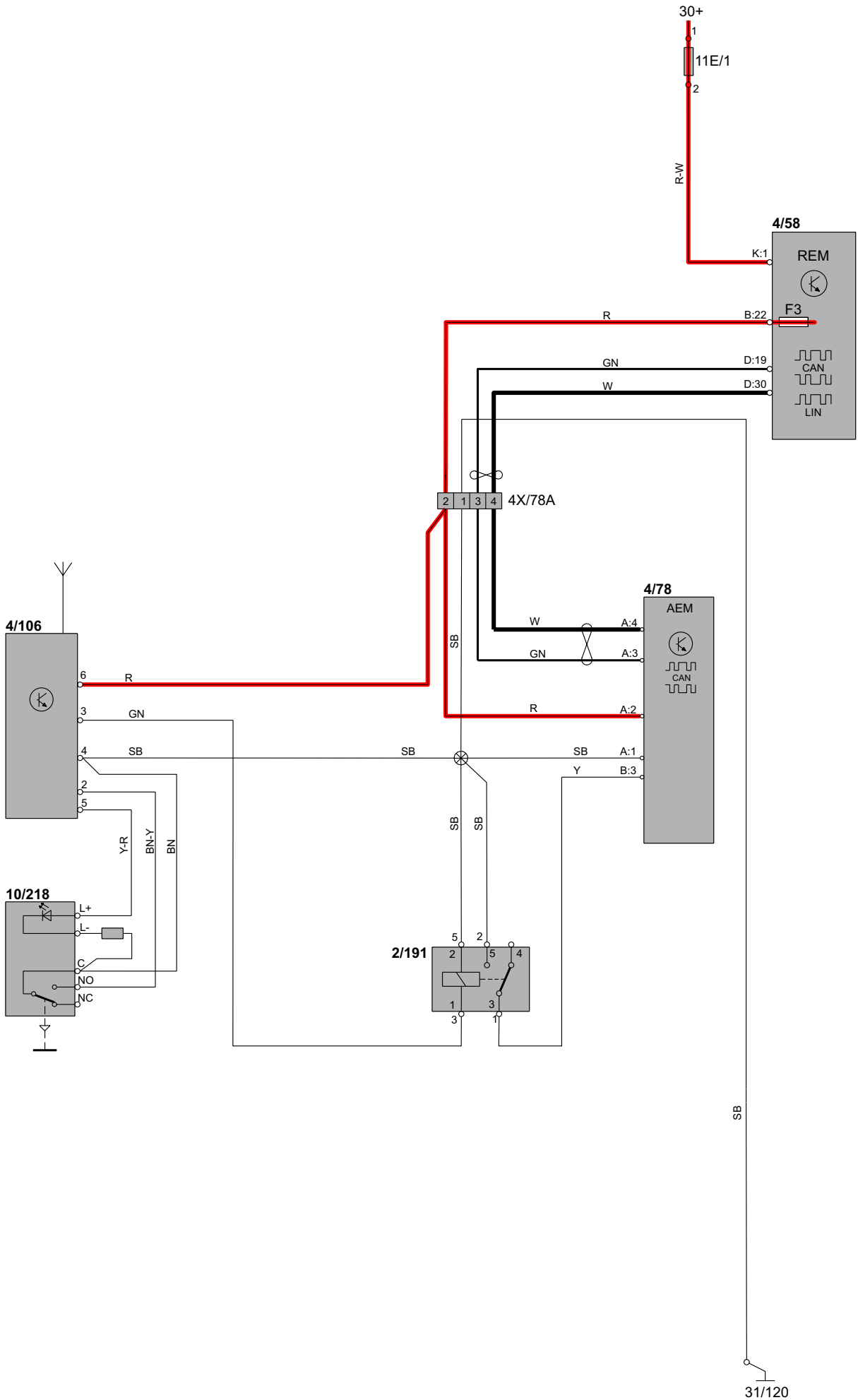
Group 87 Climate controls, Accessories

Relay, electric engine heater



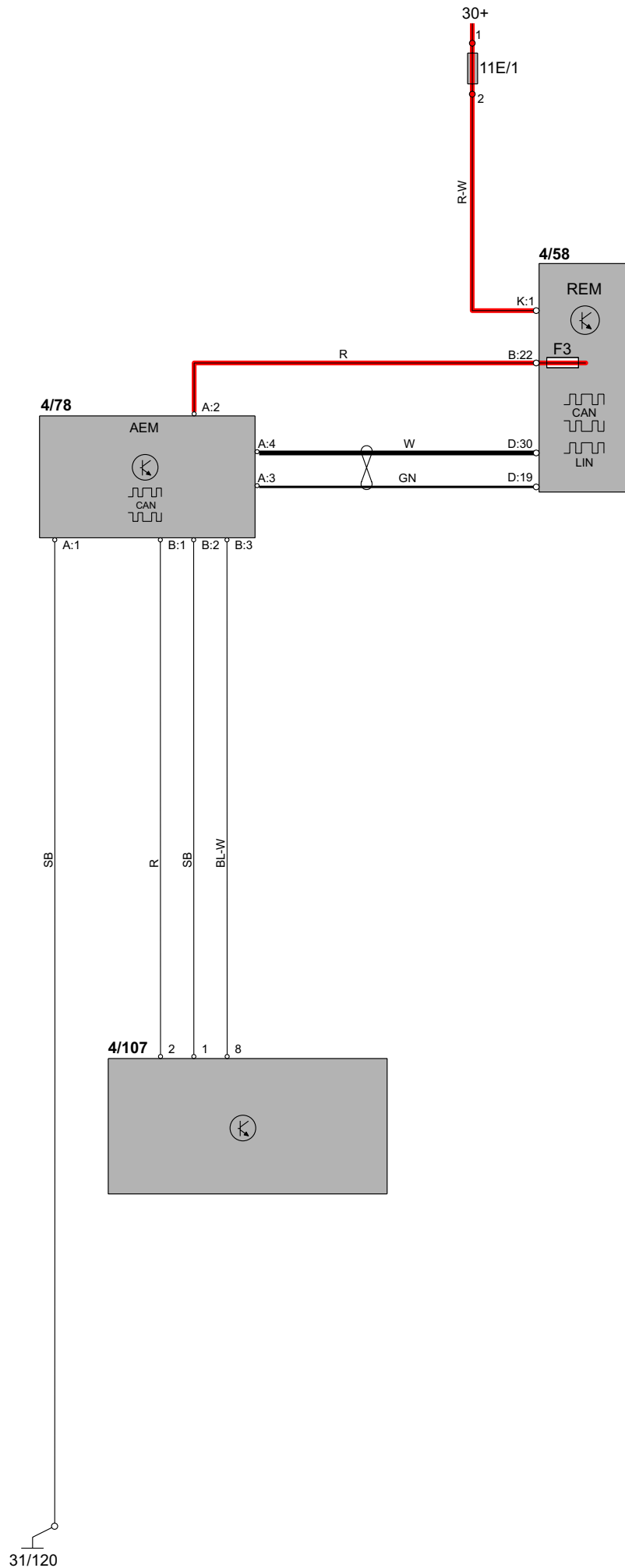
Group 87 Climate controls, Accessories

Parking heater, remote start



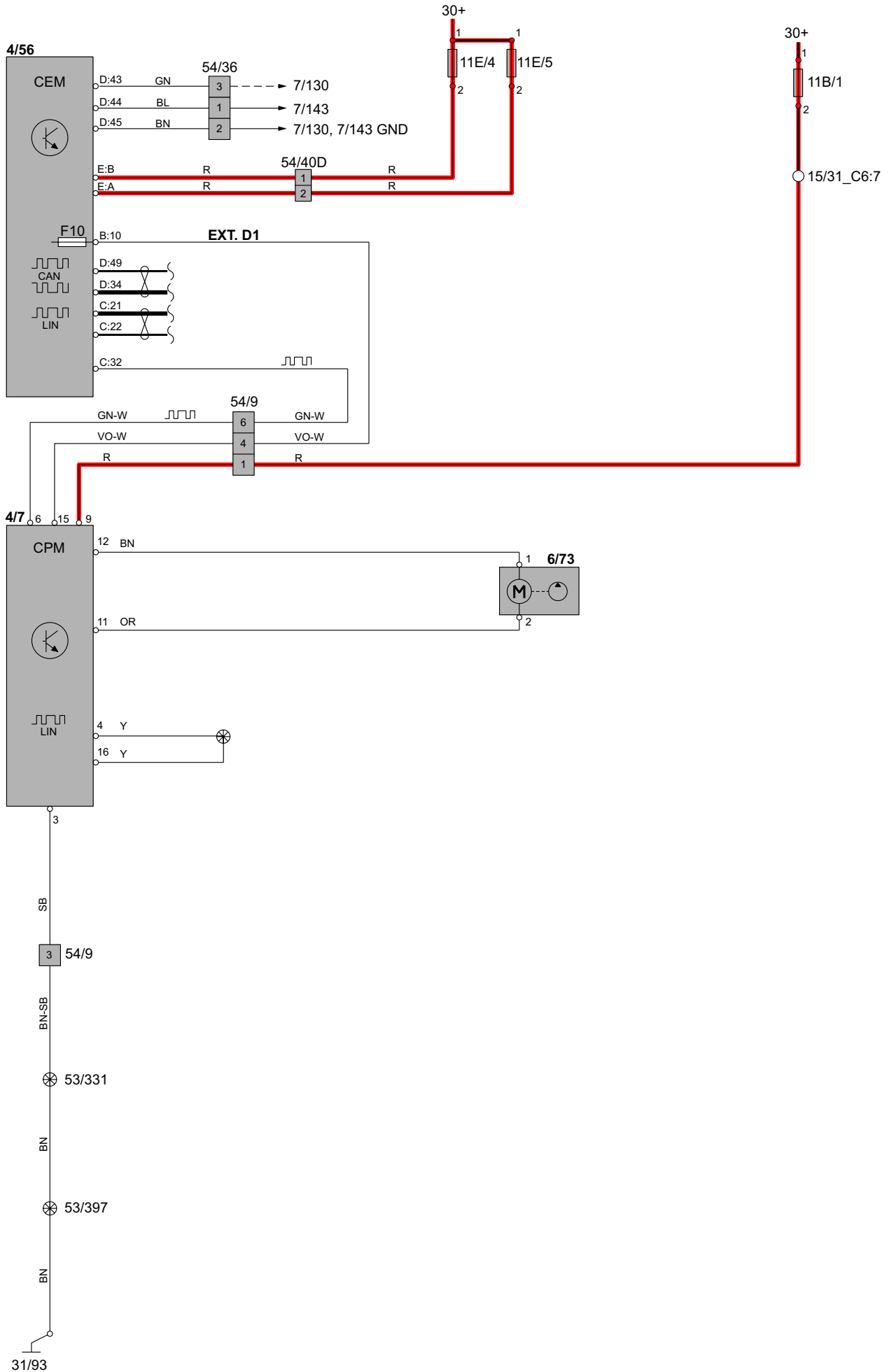
Group 87 Climate controls, Accessories

Parking heater, Call start



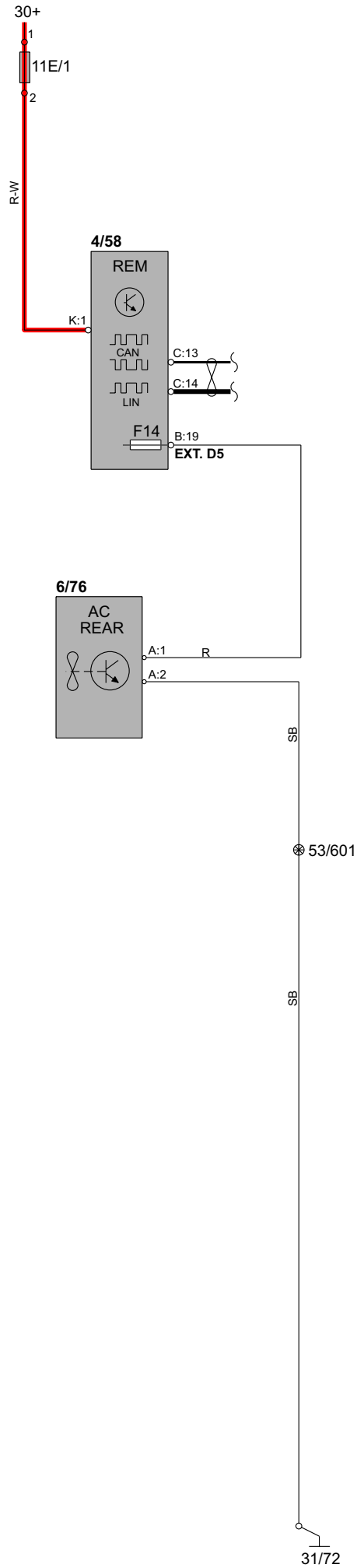
Group 87 Climate controls, Accessories

Short stop heater



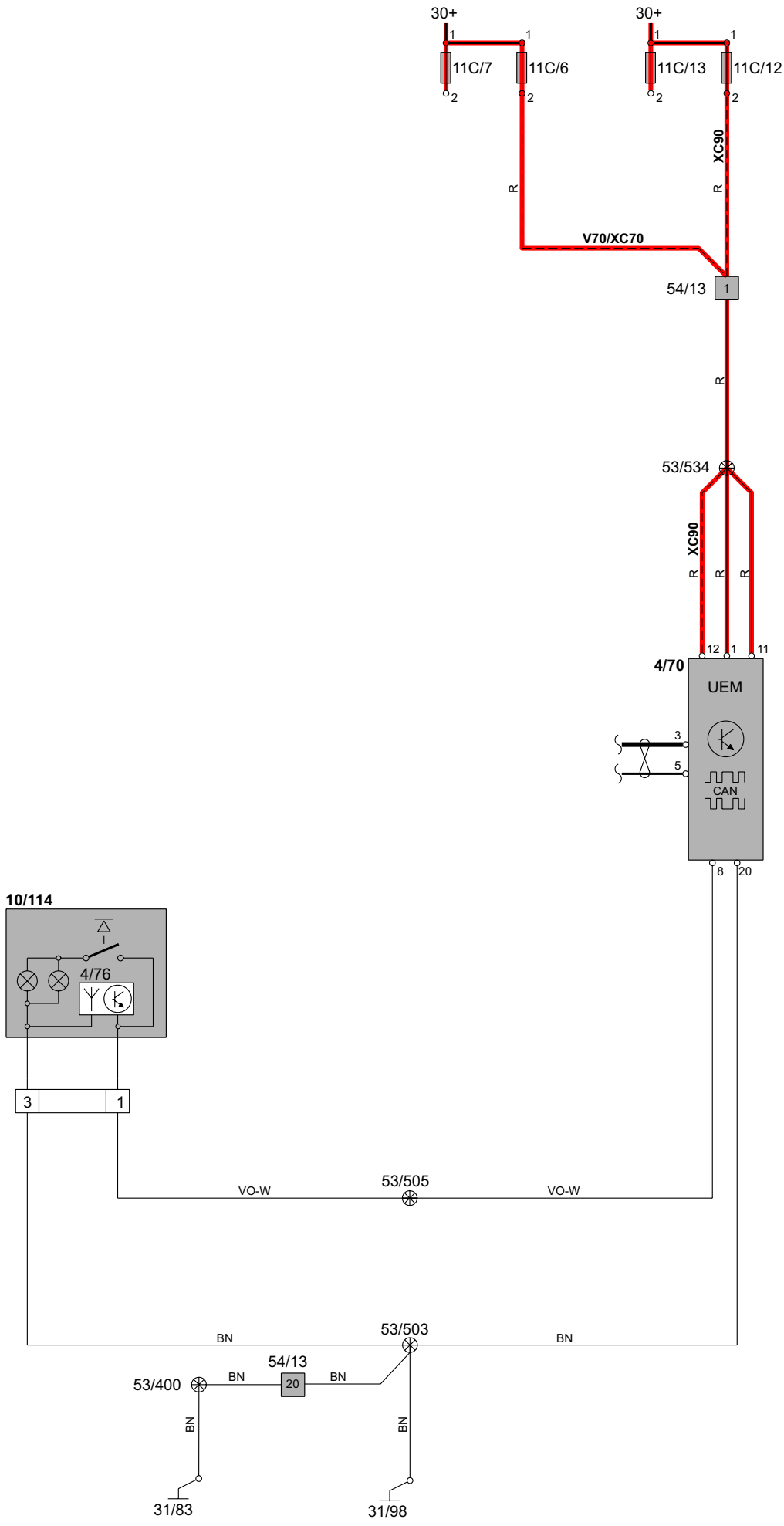
Group 87 Climate controls

Rear climate control system XC90

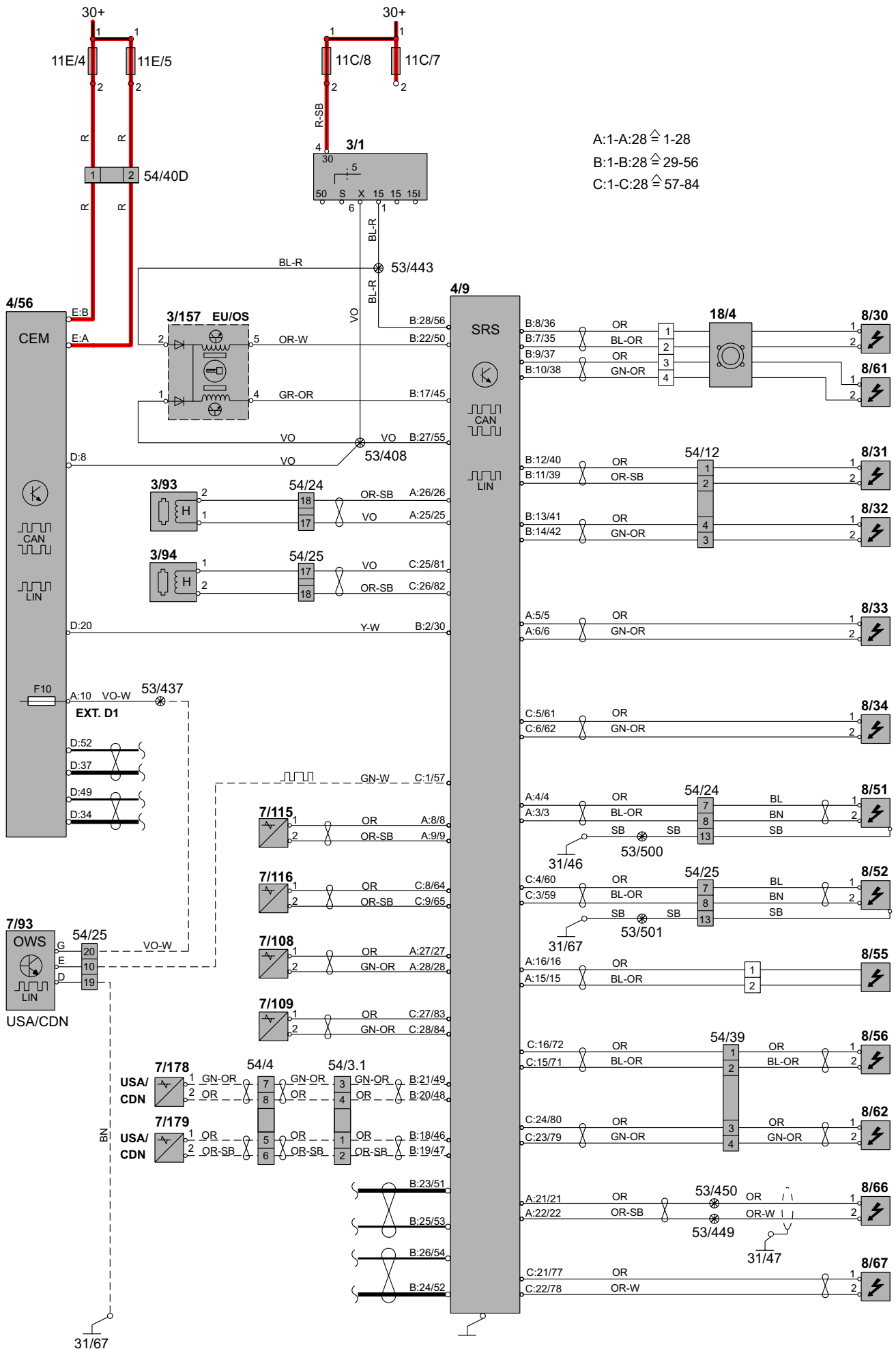


Group 88 Internal equipment

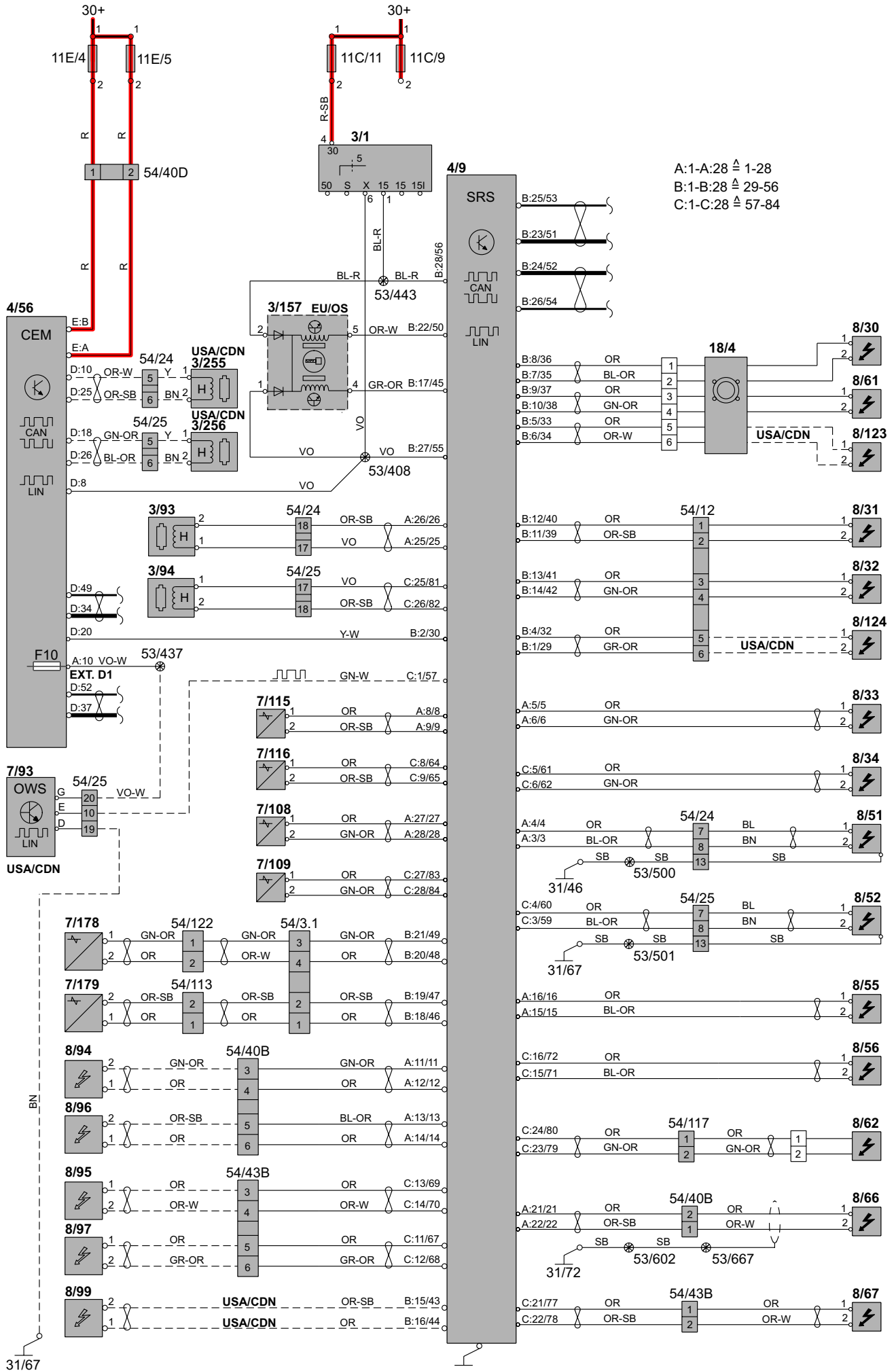
Remote garage door opener



Group 88 Internal equipment Supplemental Restraint System (SRS) V70



Group 88 Internal equipment Supplemental Restraint System (SRS) XC90



Connectors

54/1 - 54/3.1:1-19

54/1 1-pin gray

No.	Engine compartment harness	Engine harness Diesel
1	15/31C2:2 Engine compartment distribution box	R 53/374 Junction point R

54/3.1 36-pin gray

No.	Passenger compartment harness	Engine compartment harness
1	4/9B:18/46 Control module, Supplementary Restraint System (SRS)	OR 54/4:5 Connector, V70 54/113:1 Connector, XC90 OR
2	4/9B:19/47 Control module, Supplementary Restraint System (SRS)	OR-SB 54/4:6 Connector, V70 54/113:2 Connector, XC90 OR-SB
3	4/9B:21/49 Control module, Supplementary Restraint System (SRS)	GN-OR 54/4:7 Connector, V70 54/122:1 Connector, XC90 GN-OR
4	4/9B:20/48 Control module, Supplementary Restraint System (SRS)	OR 54/4:8 Connector, V70 54/122:2 Connector, XC90 OR OR-W
5	3/156A:2 Gear Selector Module (GSM)	GN-W 4/28B:21 Transmission Control Module (TCM) GN-SB
6	54/10:6 Connector	BN 4/46B:4 Engine Control Module (ECM) 53/324 Junction point BN
7	54/10:5 Connector	W 4/46B:29 Engine Control Module (ECM) OR-W
8	54/36:6 Connector	Y 4/46B:47 Engine Control Module (ECM) Y
9	7/56:1 Left-hand rear ABS sensor	BN 4/16:36 Brake Control Module (BCM) BN-OR
10	7/56:2 Left-hand rear ABS sensor	Y 4/16:37 Brake Control Module (BCM) Y-VO
11	4/56D:32 Central Electronic Module (CEM) 54/74:4 Connector	W 4/16:11 Brake Control Module (BCM) W
12	4/56D:47 Central Electronic Module (CEM) 54/74:2 Connector	GN 4/16:15 Brake Control Module (BCM) GN
13	-	-
14	4/58C:4 Rear Electronic Module (REM)	Y 54/4:3 Connector, V70 3/62:1 Hood alarm contact, XC90 Y-GR Y
15	54/13:15 Connector	P 16/35:2 Siren Control Module (SCM) P
16	5/1:6 Driver Information Module (DIM)	Y-R 7/4:1 Brake fluid level sensor Y-R
17	6/35:1 Fuel pump, auxiliary heater	Y 54/9:2 Connector Y
18	5/1:2 Driver Information Module (DIM)	GR 4/46B:46 Engine Control Module (ECM) GR
19	7/57:1 Right-hand rear ABS sensor	BN 4/16:43 Brake Control Module (BCM) BN-W

continues

Connectors

54/3.1:20-36 - 54/3.2

54/3.1

36-pin gray

No.	Passenger compartment harness			Engine compartment harness		
20	7/57:2	Right-hand rear ABS sensor	Y	4/16:42	Brake Control Module (BCM)	Y-W
21	7/164:1	Body Sensor Cluster (BSC)	GN	4/16:25	Brake Control Module (BCM)	GN
22	7/164:2	Body Sensor Cluster (BSC)	W	4/16:29	Brake Control Module (BCM)	W
23	7/164:3	Body Sensor Cluster (BSC)	GR	4/16:6	Brake Control Module (BCM)	P-W
24	7/164:5	Body Sensor Cluster (BSC)	GR-W	4/16:39	Brake Control Module (BCM)	GR-SB
25	5/1:5	Driver Information Module (DIM), XC90	Y	3/47:1	Contact parking brake, XC90	Y
26	3/156A:6	Gear Selector Module (GSM)	SB	4/28A:54 53/329	Transmission Control Module (TCM) Junction point	BL-SB SB
27	4/84A:9	Suspension Module (SUM), V70	GR-R	8/21:1	Shock absorber, Four-C, FR, V70	GN-W
28	4/84A:8	Suspension Module (SUM), V70	BN-W	8/21:2	Shock absorber, Four-C, FR, V70	BN-W
29	4/84A:27	Suspension Module (SUM), V70	BN	7/119:2	Acceleration sensor, shock absorber, Four-C, FR, V70	Y-BN
30	53/570	Junction point, V70	SB	53/355	Junction point, V70	SB
31	53/569	Junction point, V70	R	53/354	Junction point, V70	R-W
32	4/84A:22	Suspension Module (SUM), V70	VO	7/88:1	Acceleration sensor, Four-C, FR, V70	VO
33	4/84A:10	Suspension Module (SUM), V70	VO-W	7/87:1	Acceleration sensor, Four-C, FL, V70	VO-W
34	4/84A:12	Suspension Module (SUM), V70	Y-W	7/118:2	Acceleration sensor, shock absorber, Four-C, FL, V70	Y-W
35	4/84A:6	Suspension Module (SUM), V70	GN	8/20:1	Shock absorber, Four-C, FL, V70	GN-SB
36	4/84A:7	Suspension Module (SUM), V70	BL-R	8/20:2	Shock absorber, Four-C, FL, V70	BL-Y

54/3.2

6-pin gray, LHD

No.	Passenger compartment harness			Engine compartment harness		
1	54/34:1	Connector	GN-GR	15/31C5:13	Engine compartment distribution box	GN-GR
2	54/34:2	Connector	GN-R	4/46B:34	Engine Control Module (ECM)	GN-R
3	54/34:3	Connector	GN	4/46B:40	Engine Control Module (ECM)	GN
4	54/34:4	Connector	BL-SB	4/46B:7	Engine Control Module (ECM)	BL-SB
5	-	-	-	-	-	-
6	-	-	-	-	-	-

Connectors

54/4 - 54/8

54/4

8-pin gray, V70

No.	Engine compartment harness			Front harness		
1	4/56B:15	Central Electronic Module (CEM)	R-SB	16/10:1	Horn 1	R-SB
2	4/56B:15	Central Electronic Module (CEM)	R-SB	16/11:1	Horn 2	R-SB
3	54/3.1:14	Connector	Y-GR	3/62:1	Hood alarm contact	Y
4	53/331	Junction point	SB	53/382	Junction point	SB
5	54/3.1:1	Connector	OR	7/179:1	LH front impact sensor	OR
6	54/3.1:2	Connector	OR-SB	7/179:2	LH front impact sensor	OR-SB
7	54/3.1:3	Connector	GN-OR	7/178:1	RH front impact sensor	GN-OR
8	54/3.1:4	Connector	OR	7/178:2	RH front impact sensor	OR

54/7

3-pin gray, V70

No.	Engine compartment harness			Engine harness, Bi-fuel		
1	4/46B:39	Engine Control Module (ECM)	VO	8/75:1	Valve, fuel cut-off DFCE	VO
2	4/46B:50	Engine Control Module (ECM)	P-SB	6/105:2	Fuel distributor, gas	P-SB
3	4/46B:32	Engine Control Module (ECM)	W	6/105:1	Fuel distributor, gas	W

54/8

2-pin gray

No.	Engine compartment harness			Harness accessories		
1	15/31C6:3	Engine compartment distribution box	R-SB	30 feed		-
2	4/56C:9	Central Electronic Module (CEM)	BN-W	Signal ground		-

Connectors

54/9 - 54/10

54/9

6-pin gray

No.	Engine compartment harness			Heater harness		
1	15/31C6:7	Engine compartment distribution box	R	4/7:9	Combustion Preheater Module (CPM)	R
2	54/3.1:17	Connector	Y	9/30	Auxiliary heater	Y
3	53/331	Junction point	BN-SB	4/7:3	Combustion Preheater Module (CPM)	SB
				9/30	Auxiliary heater	
4	4/56B:10	Central Electronic Module (CEM)	VO-W	4/7:15	Combustion Preheater Module (CPM)	VO-W
5	-		-	-		-
6	4/56C:32	Central Electronic Module (CEM)	GN-W	4/7:6	Combustion Preheater Module (CPM)	GN-W

54/10

12-pin black

No.	Passenger compartment harness			Front left door harness		
1	11C/5:2	Fuses in passenger compartment fuse box	R	3/126B:12	Driver/Passenger Door Module (DDM)/(PDM)	R
2	-		-	-		-
3	4/56D:39	Central Electronic Module (CEM)	W	3/126A:2	Driver/Passenger Door Module (DDM)/(PDM)	W
4	4/56D:54	Central Electronic Module (CEM)	GN	3/126A:3	Driver/Passenger Door Module (DDM)/(PDM)	GN
5	54/3.1:7	Connector	W	6/62:2	Left-hand power door mirror	W
6	54/3.1:6	Connector	BN	6/62:3	Left-hand power door mirror	BN
7	4/56A:12	Central Electronic Module (CEM), XC90	GN-W	10/15:2	Direction indicator front fender left, XC90	GN
	4/58A:21	Rear Electronic Module (REM), XC90				
8	4/58C:12	Rear Electronic Module (REM)	P	3/74:3	Left-hand front door lock unit	P
9	16/1B:1	Audio Module (AUM), V70	GR-R	16/4:1	Left-hand front door speaker	GR-R
	54/14:1	Connector, V70				
	16/105B:9	Audio control module (AUD), XC90				
10	16/1B:2	Audio Module (AUM), V70	GR	16/4:2	Left-hand front door speaker	GR
	54/14:2	Connector, V70				
	16/105B:1	Audio control module (AUD), XC90				
11	31/66	Ground connection	SB	3/126B:5	Driver/Passenger Door Module (DDM)/(PDM), V70	SB
				53/514	Junction point, XC90	
12	-		-	-		-

Connectors

54/11 - 54/12 V70

54/11 12-pin black

No.	Passenger compartment harness			Front right door harness		
1	11C/4:2 11C/6:2	Fuses in the passenger compartment fuse box, V70 Fuses in the passenger compartment fuse box, XC90	R	3/127B:12	Passenger/Driver Door Module (PDM)/(DDM)	R
2	-		-	-		-
3	53/433	Junction point	W	3/127A:2	Passenger/Driver Door Module (PDM)/(DDM)	W
4	53/434	Junction point	GN	3/127A:3	Passenger/Driver Door Module (PDM)/(DDM)	GN
5	-		-	-		-
6	-		-	-		-
7	4/56A:29 4/58A:20	Central Electronic Module (CEM), XC90 Rear Electronic Module (REM), XC90	GN	10/16:2	Direction indicator, right front door, XC90	GN-W
8	54/43:4	Connector	P	3/75:3	Right-hand front door lock unit	P
9	16/1B:5 54/14:5 16/105B:11	Audio Module (AUM), V70 Connector, V70 Audio control module (AUD), XC90	GR-R	16/3:1	Right-hand front door speaker	GR-R
10	16/1B:6 54/14:6 16/105B:3	Audio Module (AUM), V70 Connector, V70 Audio control module (AUD), XC90	GR	16/3:2	Right-hand front door speaker	GR
11	53/501	Junction point	SB	3/127B:5 53/515	Passenger/Driver Door Module (PDM)/(DDM), V70 Junction point, XC90	SB
12	-		-	-		-

54/12 4-pin orange, V70

No.	Passenger compartment harness			Airbag harness		
1	4/9B:12/40	Control module, Supplementary Restraint System (SRS)	OR	8/31:1	Passenger side airbag igniter	-
2	4/9B:11/39	Control module, Supplementary Restraint System (SRS)	OR-SB	8/31:2	Passenger side airbag igniter	-
3	4/9B:14/42	Control module, Supplementary Restraint System (SRS)	GN-OR	8/32:2	Igniter, passenger side airbag stage 2	-
4	4/9B:13/41	Control module, Supplementary Restraint System (SRS)	OR	8/32:1	Igniter, passenger side airbag stage 2	-

Connectors

54/12 XC90 - 54/13:1-13

54/12

6-pin orange, XC90

No.	Passenger compartment harness		Airbag harness			
1	4/9B:12/40	Control module, Supplementary Restraint System (SRS)	OR	8/31:1	Passenger side airbag igniter	-
2	4/9B:11/39	Control module, Supplementary Restraint System (SRS)	OR-SB	8/31:2	Passenger side airbag igniter	-
3	4/9B:13/41	Control module, Supplementary Restraint System (SRS)	OR	8/32:1	Igniter, passenger side airbag stage 2	-
4	4/9B:14/42	Control module, Supplementary Restraint System (SRS)	GN-OR	8/32:2	Igniter, passenger side airbag stage 2	-
5	4/9B:4/32	Control module, Supplementary Restraint System (SRS)	OR	8/124:1	Igniter passenger side airbag stage 3, XC90	-
6	4/9B:1/29	Control module, Supplementary Restraint System (SRS)	GR-OR	8/124:2	Igniter passenger side airbag stage 3, XC90	-

54/13

22-pin black

No.	Passenger compartment harness		Roof harness			
1	11C/6:2 11C/12:2	Fuses in the passenger compartment fuse box, V70 Fuses in the passenger compartment fuse box, XC90	R	53/534	Junction point	R
2	-		-	-		-
3	-		-	-		-
4	-		-	-		-
5	4/56D:38	Central Electronic Module (CEM)	W	4/70:3	Upper Electronic Module (UEM)	W
6	4/56D:53	Central Electronic Module (CEM)	GN	4/70:5	Upper Electronic Module (UEM)	GN
7	-		-	-		-
8	-		-	-		-
9	-		-	-		-
10	-		-	-		-
11	-		-	-		-
12	-		-	-		-
13	-		-	-		-
continues						

Connectors

54/13:14-22 - 54/14 V70

54/13

22-pin black

No.	Passenger compartment harness			Roof harness		
14	4/56D:11	Central Electronic Module (CEM)	W	54/16:4	Connector	W
15	54/3.1:15	Connector	P	4/33A:4 4/70:21	Sunroof Control Module (SRM) Upper Electronic Module (UEM)	P
16	4/58C:8	Rear Electronic Module (REM), V70	Y	7/136A:1	Right-hand glass breakage sensor, V70	Y
17	-		-	-		-
18	-		-	-		-
19	-		-	-		-
20	53/400	Junction point	BN	53/503	Junction point	BN
21	11C/7:2 11C/13:2	Fuses in the passenger compartment fuse box, V70 Fuses in the passenger compartment fuse box, XC90	R	4/33A:1	Sunroof Control Module (SRM)	R
22	53/405	Junction point	SB	4/33A:10	Sunroof Control Module (SRM)	SB

54/14

12-pin gray, V70

No.	Passenger compartment harness			Audio harness		
1	54/10:9	Connector	GR-R	16/2B:1	Amplifier	GR-R
2	54/10:10	Connector	GR	16/2B:2	Amplifier	GR
3	-		-	-		-
4	-		-	-		-
5	54/11:9	Connector	GR-R	16/2B:5	Amplifier	GR-R
6	54/11:10	Connector	GR	16/2B:6	Amplifier	GR
7	53/523	Junction point	GR-W	16/2B:7	Amplifier	GR-W
8	53/524	Junction point	GR	16/2B:8	Amplifier	GR
9-10	-		-	-		-
11	53/525	Junction point	GR-W	16/2B:11	Amplifier	GR-W
12	53/526	Junction point	GR	16/2B:12	Amplifier	GR

Connectors

54/16 - 54/20

54/16 5-pin green

No.	Roof harness			Rain sensor harness		
1	4/70:13	Upper Electronic Module (UEM)	GN	7/149:1	Rain Sensor Module (RSM)	GN
2	53/503	Junction point	BN	7/149:2	Rain Sensor Module (RSM)	BN
3	53/505	Junction point	VO-W	7/149:3	Rain Sensor Module (RSM)	VO-W
4	54/13:14	Connector	W	7/149:4	Rain Sensor Module (RSM)	W
5	-		-	-		-

54/20 12-pin black

No.	Passenger compartment harness			Rear left door harness		
1	53/523	Junction point	GR-W	16/6:1	Left-hand rear door speaker	GR-W
2	53/524	Junction point	GR	16/6:2	Left-hand rear door speaker	GR
3	4/58C:3	Rear Electronic Module (REM)	P	3/76:2	Left-hand rear door lock unit	P
4	4/58C:5	Rear Electronic Module (REM)	BL	3/76:5	Left-hand rear door lock unit	BL
5	4/58A:19	Rear Electronic Module (REM)	Y	3/85:1	Rear left door power window switch	Y
6	4/58A:2	Rear Electronic Module (REM)	BL	3/85:3	Rear left door power window switch	BL
7	4/58C:10	Rear Electronic Module (REM)	W	3/76:7	Left-hand rear door lock unit	W
8	4/58A:1	Rear Electronic Module (REM)	GN-BN	3/85:5	Rear left door power window switch	GN-BN
9	4/58A:27	Rear Electronic Module (REM)	VO	2/138:1	Deadlock relay, left-hand rear door	VO
				3/76:8	Left-hand rear door lock unit	
10	4/58A:24	Rear Electronic Module (REM)	GR	3/76:6	Left-hand rear door lock unit	GR
11	4/58A:23	Rear Electronic Module (REM)	Y	3/76:4	Left-hand rear door lock unit	Y
12	53/500	Junction point	SB	3/76:1	Left-hand rear door lock unit	SB
				3/85:2	Rear left door power window switch	

Connectors

54/21 - 54/22:1-7 V70

54/21

12-pin black

No.	Passenger compartment harness			Rear right door harness		
1	53/525	Junction point	GR-W	16/5:1	Right-hand rear door speaker	GR-W
2	53/526	Junction point	GR	16/5:2	Right-hand rear door speaker	GR
3	54/43:5	Connector	P	3/77:2	Right-hand rear door lock unit	P
4	54/43:11	Connector	BL	3/77:5	Right-hand rear door lock unit	BL
5	54/43:7	Connector	Y	3/86:1	Rear right door power window switch	Y
6	54/43:1	Connector	BL	3/86:3	Rear right door power window switch	BL
7	54/43:14	Connector	W	3/77:7	Right-hand rear door lock unit	W
8	54/43:8	Connector	GN-BN	3/86:5	Rear right door power window switch	GN-BN
9	54/43:6	Connector	VO	2/139:1	Deadlock relay, right-hand rear door	VO
				3/77:8	Right-hand rear door lock unit	
10	54/43:3	Connector	GR	3/77:6	Right-hand rear door lock unit	GR
11	54/43:2	Connector	Y	3/77:4	Right-hand rear door lock unit	Y
12	53/501	Junction point	SB	3/86:2	Rear right door power window switch	SB
				53/532	Junction point	

54/22

12-pin black, V70

No.	Engine compartment harness			Harness, front left lamp housing		
1	53/398	Junction point	VO	6/38:3	Left-hand headlight level adjustment motor	BL
				10/1A:7	Left-hand front lamp housing	
2	4/56C:19	Central Electronic Module (CEM)	W	10/1A:3	Left-hand front lamp housing	GR
				10/71:1	Side running light, front left	
3	4/56B:7	Central Electronic Module (CEM)	BL-W	10/1A:2	Left-hand front lamp housing	BL-Y
4	4/56B:8	Central Electronic Module (CEM)	BL-GN	10/1A:6	Left-hand front lamp housing	BL-GN
5	4/56C:1	Central Electronic Module (CEM)	GR-W	10/1A:5	Left-hand front lamp housing	GN
6	4/56C:12	Central Electronic Module (CEM)	GN-R	6/38:2	Left-hand headlight level adjustment motor	GN-R
7	4/56B:27	Central Electronic Module (CEM)	BL	10/1A:1	Left-hand front lamp housing	W
continues						

Connectors

54/22:8-12 V70 - 54/22 XC90

54/22

12-pin black, V70

No.	Engine compartment harness			Harness, front left lamp housing		
8	-	-	-	-	-	-
9	4/56B:31	Central Electronic Module (CEM)	GN	10/13:1	Front left direction indicator	GN
10	53/301	Junction point	SB	6/38:1	Left-hand headlight level adjustment motor	SB
				10/1A:4	Left-hand front lamp housing	
				10/13:2	Front left direction indicator	
				10/71:2	Side running light, front left	
11	-	-	-	-	-	-
12	-	-	-	-	-	-

54/22

10-pin black, XC90

No.	Engine compartment harness			Harness, front left lamp housing		
1	4/56B:27	Central Electronic Module (CEM)	BL	10/1A:1	Left-hand front lamp housing	SB
2	4/56B:7	Central Electronic Module (CEM)	BL-W	10/1A:2	Left-hand front lamp housing	SB
3	4/56C:19	Central Electronic Module (CEM)	W	10/11:1	Front left parking light	SB
				10/71:1	Side running light, front left	
4	53/301	Junction point	SB	6/38:1	Left-hand headlight level adjustment motor	SB
				10/1A:4	Left-hand front lamp housing	
				10/11:2	Front left parking light	
				10/13:2	Front left direction indicator	
				10/71:2	Side running light, front left	
5	4/56C:1	Central Electronic Module (CEM)	GR	10/1A:5	Left-hand front lamp housing	SB
6	4/56B:8	Central Electronic Module (CEM)	BL-GN	10/1A:6	Left-hand front lamp housing	SB
7	53/398	Junction point	VO	6/38:3	Left-hand headlight level adjustment motor	SB
				10/1A:3	Left-hand front lamp housing	
8	4/56C:12	Central Electronic Module (CEM)	GN-R	6/38:2	Left-hand headlight level adjustment motor	SB
9	4/56B:31	Central Electronic Module (CEM)	GN	10/13:1	Front left direction indicator	SB
10	-	-	-	-	-	-

Connectors

54/23 V70

54/23

12-pin black, V70

No.	Engine compartment harness			Harness, front right lamp housing		
1	53/398	Junction point	VO	6/39:3 10/2A:7	Right-hand headlight adjustment motor Right-hand front lamp housing	BL
2	4/56C:20	Central Electronic Module (CEM)	GR	10/2A:3 10/73:1	Right-hand front lamp housing Side running light, front right	GR
3	4/56B:4	Central Electronic Module (CEM)	BL-Y	10/2A:2	Right-hand front lamp housing	BL-Y
4	4/56B:9	Central Electronic Module (CEM)	BL-P	10/2A:6	Right-hand front lamp housing	BL-GN
5	4/56C:2	Central Electronic Module (CEM)	GN	10/2A:5	Right-hand front lamp housing	GN
6	4/56C:11	Central Electronic Module (CEM)	GN-BN	6/39:2	Right-hand headlight adjustment motor	GN-R
7	4/56B:28	Central Electronic Module (CEM)	W	10/2A:1	Right-hand front lamp housing	W
8	-		-	-		-
9	4/56B:32	Central Electronic Module (CEM)	GN-W	10/14:1	Front right direction indicator	GN
10	53/303	Junction point	SB	6/39:1 10/2A:4 10/14:2 10/73:2	Right-hand headlight adjustment motor Right-hand front lamp housing Front right direction indicator Side running light, front right	SB
11	-		-	-		-
12	-		-	-		-

Connectors

54/23 XC90 -54/24:1-5

54/23

10-pin black, XC90

No.	Engine compartment harness			Harness, front right lamp housing		
1	4/56B:28	Central Electronic Module (CEM)	W	10/2A:1	Right-hand front lamp housing	SB
2	4/56B:4	Central Electronic Module (CEM)	BL-Y	10/2A:2	Right-hand front lamp housing	SB
3	4/56C:20	Central Electronic Module (CEM)	GR	10/12:1 10/73:1	Front right parking light Side running light, front right	SB
4	53/303	Junction point	SB	6/39:1 10/2A:4 10/12:2 10/14:2 10/73:2	Right-hand headlight adjustment motor Right-hand front lamp housing Front right parking light Front right direction indicator Side running light, front right	SB
5	4/56C:2	Central Electronic Module (CEM)	GN	10/2A:5	Right-hand front lamp housing	SB
6	4/56B:9	Central Electronic Module (CEM)	BL-P	10/2A:6	Right-hand front lamp housing	SB
7	53/398	Junction point	VO	6/39:3 10/2A:3	Right-hand headlight adjustment motor Right-hand front lamp housing	SB
8	4/56C:11	Central Electronic Module (CEM)	GN-BN	6/39:2	Right-hand headlight adjustment motor	SB
9	4/56B:32	Central Electronic Module (CEM)	GN-W	10/14:1	Front right direction indicator	SB
10	-		-	-		-

54/24

20-pin black

No.	Passenger compartment harness			Front left seat harness		
1	53/500	Junction point	SB	9/12A:1	Seat Heater Module (SHM), left-hand	-
2	4/56A:19	Central Electronic Module (CEM)	BL	9/12A:4	Seat Heater Module (SHM), left-hand	-
3	-		-	-		-
4	54/132:2	Connector	GN-W	9/12A:2	Seat Heater Module (SHM), left-hand	-
5	4/56D:10	Central Electronic Module (CEM), XC90	OR-W	3/255:1	Position sensor driver's seat, XC90	Y
continues						

Connectors

54/24:6-20

54/24

20-pin black

No.	Passenger compartment harness		Front left seat harness			
6	4/56D:25	Central Electronic Module (CEM), XC90	OR-SB	3/255:2	Position sensor driver's seat, XC90	BN
7	4/9A:4/4	Control module, Supplementary Restraint System (SRS)	OR	8/51:1	Front left side airbag igniter	BL
8	4/9A:3/3	Control module, Supplementary Restraint System (SRS)	BL-OR	8/51:2	Front left side airbag igniter	BN
9	16/60:5	Phone Module (PHM), V70 LHD	GR-R	16/78:1	Speaker cellular telephone, V70 LHD	-
10	16/60:4	Phone Module (PHM), V70 LHD	GR	16/78:2	Speaker cellular telephone, V70 LHD	-
11	4/56D:51	Central Electronic Module (CEM), LHD	GN	4/52D:3	Power Seat Module (PSM), LHD	GN
	4/56D:27	Central Electronic Module (CEM), XC90 RHD	Y	7/175:1	Weight sensor passenger seat, seat belt reminder	Y
12	4/56D:36	Central Electronic Module (CEM), LHD	W	4/52D:2	Power Seat Module (PSM), LHD	W
	4/56D:28	Central Electronic Module (CEM), XC90 RHD	VO	7/175:2	Weight sensor passenger seat, seat belt reminder	VO
13	53/500	Junction point	SB	8/51	Front left side airbag igniter	SB
14	4/56A:22	Central Electronic Module (CEM), RHD	VO	3/27:3	Switch unit, power passenger seat, RHD	GN-R
	53/437	Junction point, LHD	VO-W	4/52D:1	Power Seat Module (PSM), LHD	
15	11C/1:2	Fuses in the passenger compartment fuse box, V70 LHD	R	4/52C:1	Power Seat Module (PSM), V70 LHD	BL-R
	11C/2:2	Fuses in the passenger compartment fuse box, V70 RHD		3/27:1	Switch unit power passenger seat, V70 RHD	
	11C/3:2	Fuses in the passenger compartment fuse box, XC90 LHD		4/52C:1	Power Seat Module (PSM), XC90 LHD	
	11C/4:2	Fuses in the passenger compartment fuse box, XC90 RHD		3/27:1	Switch unit power passenger seat, XC90 RHD	
16	53/500	Junction point	SB	3/27:2	Switch unit, power passenger seat, RHD	SB
				4/52C:2	Power Seat Module (PSM), LHD	
				4/52D:4	Power Seat Module (PSM), LHD	
17	4/9A:25/25	Control module, Supplementary Restraint System (SRS)	VO	3/93:1	Switch, left-hand seat belt buckle	-
18	4/9A:26/26	Control module, Supplementary Restraint System (SRS)	OR-SB	3/93:2	Switch, left-hand seat belt buckle	-
19	-		-	-		-
20	-		-	-		-

Connectors

54/25:1-14

54/25

20-pin black

No.	Passenger compartment harness			Front right seat harness		
1	53/501	Junction point	SB	9/13A:1	Seat Heater Module (SHM), right-hand	-
2	4/56A:18	Central Electronic Module (CEM)	BL	9/13A:4	Seat Heater Module (SHM), right-hand	-
3	-		-	-		-
4	54/132:5	Connector	GN-W	9/13A:2	Seat Heater Module (SHM), right-hand	-
5	4/56D:18	Central Electronic Module (CEM), XC90	GN-OR	3/256:1	Position sensor passenger seat, XC90	Y
6	4/56D:26	Central Electronic Module (CEM), XC90	BL-OR	3/256:2	Position sensor passenger seat, XC90	BN
7	4/9C:4/60	Control module, Supplementary Restraint System (SRS)	OR	8/52:1	Front right side airbag igniter	BL
8	4/9C:3/59	Control module, Supplementary Restraint System (SRS)	BL-OR	8/52:2	Front right side airbag igniter	BN
9	16/60:5	Phone Module (PHM), V70 RHD	GR-R	16/78:1	Speaker cellular telephone, V70 RHD	-
10	4/9C:1/57	Control module Supplementary Restraint System (SRS), LHD	GN-W	7/93:E	Occupant Weight Sensor (OWS), LHD	-
	16/60:4	Phone Module (PHM), V70 RHD	GR	16/78:2	Speaker cellular telephone, V70 RHD	
11	4/56D:51	Central Electronic Module (CEM), RHD	GN	4/52D:3	Power Seat Module (PSM), RHD	GN
	4/56D:27	Central Electronic Module (CEM), XC90 LHD	Y	7/175:1	Weight sensor passenger seat, seat belt reminder, XC90 LHD	Y
12	4/56D:36	Central Electronic Module (CEM), RHD	W	4/52D:2	Power Seat Module (PSM), RHD	W
	4/56D:28	Central Electronic Module (CEM), XC90 LHD	VO	7/175:2	Weight sensor passenger seat, seat belt reminder, XC90 LHD	VO
13	53/501	Junction point	SB	8/52	Front right side airbag igniter	SB
14	4/56A:22	Central Electronic Module (CEM), LHD	VO	3/27:3	Switch unit, power passenger seat, LHD	GN-R
	53/437	Junction point, RHD	VO-W	4/52D:1	Power Seat Module (PSM), RHD	
continues						

Connectors

54/25:15-20 - 54/32

54/25 20-pin black

No.	Passenger compartment harness			Front right seat harness		
15	11C/1:2	Fuses in the passenger compartment fuse box, V70 RHD	R	4/52C:1	Power Seat Module (PSM), V70 RHD	BL-R
	11C/2:2	Fuses in the passenger compartment fuse box, V70 LHD		3/27:1	Switch unit power passenger seat, V70 LHD	
	11C/3:2	Fuses in the passenger compartment fuse box, XC90 RHD		4/52C:1	Power Seat Module (PSM), XC90 RHD	
	11C/4:2	Fuses in the passenger compartment fuse box, XC90 LHD		3/27:1	Switch unit, power passenger seat, XC90 LHD	
16	53/501	Junction point	SB	3/27:2	Switch unit, power passenger seat, LHD	SB
				4/52C:2	Power Seat Module (PSM), RHD	
				4/52D:4	Power Seat Module (PSM), RHD	
17	4/9C:25/81	Control module, Supplementary Restraint System (SRS)	VO	3/94:1	Switch, right-hand seat belt buckle	-
18	4/9C:26/82	Control module, Supplementary Restraint System (SRS)	OR-SB	3/94:2	Switch, right-hand seat belt buckle	-
19	31/67	Ground connection, LHD	BN	7/93:D	Occupant Weight Sensor (OWS), LHD	-
20	53/437	Junction point, LHD	VO-W	7/93:G	Occupant Weight Sensor (OWS), LHD	-

54/32 3-pin gray

No.	Passenger compartment harness			Rear left angle sensor harness		
1	4/58C:11	Rear Electronic Module (REM)	GN-R	7/120:5	Angle sensor, Four-C/Bi-Xenon rear left	BL-R
2	4/58C:6	Rear Electronic Module (REM)	GR	7/120:4	Angle sensor, Four-C/Bi-Xenon rear left	GR-W
3	4/58C:9	Rear Electronic Module (REM)	BN-W	7/120:1	Angle sensor, Four-C/Bi-Xenon rear left	BN

Connectors

54/34 - 54/36

54/34 4-pin gray

No.	Passenger compartment harness			Fuel leakage pump harness		
1	54/3.2:1	Connector	GN-GR	6/67:4	Pump, fuel leakage control	GN-GR
2	54/3.2:2	Connector	GN-R	6/67:2	Pump, fuel leakage control	GN-R
3	54/3.2:3	Connector	GN	6/67:3	Pump, fuel leakage control	GN
4	54/3.2:4	Connector	BL-SB	6/67:1	Pump, fuel leakage control	BL-SB

54/35 4-pin gray

No.	Cargo compartment harness			Heated fuel filter harness		
1-2	-		-	-		-
3	4/58B:15	Rear Electronic Module (REM)	BL	8/85:1	Thermostatic switch and fuel filter heating	BL
4	53/604	Junction point	SB	8/85:2	Thermostatic switch and fuel filter heating	SB

54/36 6-pin gray

No.	Passenger compartment harness			Fuel tank harness		
1	4/56D:44	Central Electronic Module (CEM)	BL	6/33:4 6/33:A 6/33:P	Fuel pump Fuel pump Fuel pump	BL BL -
2	4/56D:45	Central Electronic Module (CEM)	BN	6/33:3 6/33:B 6/33	Fuel pump Fuel pump Fuel pump	BN BN -
3	4/56D:43	Central Electronic Module (CEM)	GN	6/33:2 6/33:E	Fuel pump Fuel pump	GN -
4	31/48	Ground connection	SB	53/579 4/83:3 6/33	Junction point Fuel pump control module Fuel pump	SB SB -
5	4/56A:16	Central Electronic Module (CEM)	BL	53/578 4/83:2 6/33	Junction point Fuel pump control module Fuel pump	BL BL -
6	54/3.1:8	Connector	Y	4/83:1	Fuel pump control module	Y

Connectors

54/39 - 54/40C

54/39 4-pin orange, V70

No.	Passenger compartment harness		Seatbelt tensioner harness			
1	4/9C:16/72	Control module, Supplementary Restraint System (SRS)	OR	8/56:1	Rear right belt tensioner igniter	OR
2	4/9C:15/71	Control module, Supplementary Restraint System (SRS)	BL-OR	8/56:2	Rear right belt tensioner igniter	BL-OR
3	4/9C:24/80	Control module, Supplementary Restraint System (SRS)	OR	8/62:1	Belt tensioner igniter, center rear seat	OR
4	4/9C:23/79	Control module, Supplementary Restraint System (SRS)	GN-OR	8/62:2	Belt tensioner igniter, center rear seat	GN-OR

54/40B 8-pin gray, XC90

No.	Passenger compartment harness		Cargo compartment harness			
1	4/9A:22/22	Control module, Supplementary Restraint System (SRS)	OR-SB	8/66:2	Igniter, left-hand inflatable curtain	OR-W
2	4/9A:21/21	Control module, Supplementary Restraint System (SRS)	OR	8/66:1	Igniter, left-hand inflatable curtain	OR
3	4/9A:11/11	Control module, Supplementary Restraint System (SRS)	GN-OR	8/94:2	Left-hand belt tensioner igniter, third row of seats	GN-OR
4	4/9A:12/12	Control module, Supplementary Restraint System (SRS)	OR	8/94:1	Left-hand belt tensioner igniter, third row of seats	OR
5	4/9A:13/13	Control module, Supplementary Restraint System (SRS)	BL-OR	8/96:2	Left-hand inflatable curtain igniter, third row of seats	OR-SB
6	4/9A:14/14	Control module, Supplementary Restraint System (SRS)	OR	8/96:1	Left-hand inflatable curtain igniter, third row of seats	OR
7-8	-	-	-	-	-	-

54/40C 2-pin black

No.	Passenger compartment harness		Cargo compartment harness			
1	53/415	Junction point	R	11E/6:2	Main fuses at battery	R
2	53/403	Junction point	R	11E/7:2	Main fuses at battery	R

Connectors

54/40D - 54/43

54/40D

2-pin black

No.	Passenger compartment harness			Cargo compartment harness		
1	4/56E:B	Central Electronic Module (CEM)	R	11E/4:2	Main fuses at battery	R
2	4/56E:A	Central Electronic Module (CEM)	R	11E/5:2	Main fuses at battery	R

54/43

14-pin gray

No.	Passenger compartment harness			Cargo compartment harness		
1	54/21:6	Connector	BL	4/58B:2	Rear Electronic Module (REM)	BL
2	54/21:11	Connector	Y	6/37:2	Lock motor, fuel filler cover	Y
3	54/21:10	Connector	GR	4/58B:12	Rear Electronic Module (REM)	GR
4	54/11:8	Connector	P	4/58D:29	Rear Electronic Module (REM)	P
5	54/21:3	Connector	P	4/58D:33	Rear Electronic Module (REM)	P
6	54/21:9	Connector	VO	4/58B:24	Rear Electronic Module (REM)	VO
7	54/21:5	Connector	Y	4/58B:30	Rear Electronic Module (REM)	Y
8	54/21:8	Connector	GN-BN	4/58B:1	Rear Electronic Module (REM)	GN-BN
9	53/525	Junction point	GR-W	16/58:1 53/652	Speaker, right-hand D-pillar Junction point, V70	GR-W
10	53/526	Junction point	GR	16/58:2 53/653	Speaker, right-hand D-pillar Junction point, V70	GR
11	54/21:4	Connector	BL	4/58D:28	Rear Electronic Module (REM)	BL
12	53/524	Junction point	GR	16/57:2 53/655	Speaker, left-hand D-pillar Junction point, V70	GR
13	53/523	Junction point	GR-W	16/57:1 53/654	Speaker, left-hand D-pillar Junction point, V70	GR-W
14	54/21:7	Connector	W	4/58D:4	Rear Electronic Module (REM)	W

Connectors

54/43B - 54/53

54/43B 8-pin gray, XC90

No.	Passenger compartment harness		Cargo compartment harness			
1	4/9C:21/77	Control module, Supplementary Restraint System (SRS)	OR	8/67:1	Right-hand inflatable curtain igniter	OR
2	4/9C:22/78	Control module, Supplementary Restraint System (SRS)	OR-SB	8/67:2	Right-hand inflatable curtain igniter	OR-W
3	4/9C:13/69	Control module, Supplementary Restraint System (SRS)	OR	8/95:1	Right-hand belt tensioner igniter, third row of seats	OR
4	4/9C:14/70	Control module, Supplementary Restraint System (SRS)	OR-W	8/95:2	Right-hand belt tensioner igniter, third row of seats	OR-W
5	4/9C:11/67	Control module, Supplementary Restraint System (SRS)	OR	8/97:1	Right-hand inflatable curtain igniter, third row of seats	OR
6	4/9C:12/68	Control module, Supplementary Restraint System (SRS)	GR-OR	8/97:2	Right-hand inflatable curtain igniter, third row of seats	GR-OR
7-8	-		-	-		-

54/50 2-pin gray

No.	Cargo compartment harness		Trunk lid/tailgate harness			
1	53/601	Junction point	SB	6/32:3 9/2C:1 6/32:3 9/2C:1	Rear window wiper motor, V70 Heated rear window, V70 Rear window wiper motor, XC90 Heated rear window, XC90	SB SB W W
2	-		-	-		-

54/53 4-pin gray

No.	Engine harness, 5-CYL T & 6-CYL		Knock sensor harness			
1	4/46A:46	Engine Control Module (ECM)	BN-SB	7/24:1	Front knock sensor	-
2	4/46A:64	Engine Control Module (ECM)	SB	7/24:2	Front knock sensor	-
3	4/46A:45	Engine Control Module (ECM)	BN	7/23:1	Rear knock sensor	-
4	4/46A:67	Engine Control Module (ECM)	Y-SB	7/23:2	Rear knock sensor	-

Connectors

54/54 - 54/66.1

54/54

8-pin gray, V70

No.	Cargo compartment harness			Fuel tank harness CNG/LPG		
1	4/58D:14	Rear Electronic Module (REM)	GR-R	7/156:1	Pressure and temperature sensor, (CNG)	GR-R
2	4/58D:15	Rear Electronic Module (REM)	VO	7/156:2	Pressure and temperature sensor, (CNG)	VO
3	4/58D:27	Rear Electronic Module (REM)	Y	7/156:3	Pressure and temperature sensor, (CNG)	Y
4	4/58D:8	Rear Electronic Module (REM)	Y-GR	7/156:4	Pressure and temperature sensor, (CNG)	Y-GR
5	4/58D:36	Rear Electronic Module (REM)	GN-Y	7/153:1	Sensor, fuel level LPG	GN-Y
6	4/58D:3	Rear Electronic Module (REM)	BN	7/153:2	Sensor, fuel level LPG	BN
7	54/106:1	Connector	Y-R	8/76:2 8/88:1	Gas tank valve Solenoid, gas tank CNG rear	Y-R
8	53/604	Junction point	SB	8/76:1 8/88:2	Gas tank valve Solenoid, gas tank CNG rear	SB

54/55

3-pin black, RHD

No.	Engine compartment harness			Brake pressure sensor harness		
1	4/16:19	Brake Control Module (BCM)	GN-BN	7/129:1	Brake pressure sensor 2	BN
2	4/16:20	Brake Control Module (BCM)	GN-W	7/129:2	Brake pressure sensor 2	W
3	4/16:18	Brake Control Module (BCM)	GR-W	7/129:3	Brake pressure sensor 2	GR

54/56

3-pin black, RHD

No.	Engine compartment harness			Brake pressure sensor harness		
1	4/16:21	Brake Control Module (BCM)	BL-BN	7/139:1	Brake pressure sensor 1	BN
2	4/16:23	Brake Control Module (BCM)	OR-W	7/139:2	Brake pressure sensor 1	W
3	4/16:22	Brake Control Module (BCM)	GR-OR	7/139:3	Brake pressure sensor 1	GR

54/66.1

2-pin gray, XC90

No.	Cargo compartment harness			Bass speaker harness		
1	31/73	Ground connection	SB	16/79A:1	Subwoofer Module (SUB)	SB
2	4/58B:19	Rear Electronic Module (REM)	R-W	16/79A:3	Subwoofer Module (SUB)	RW

Connectors

54/66.2 - 54/98

54/66.2

2-pin black, XC90

No.	Cargo compartment harness			Bass speaker harness		
1	54/109:2	Connector	OR	16/79B:1	Subwoofer Module (SUB)	OR
2	16/110B:1	Antenna control module (ATM)	OR	16/79B:2	Subwoofer Module (SUB)	OR

54/74

4-pin yellow

No.	Passenger compartment harness			Harness, differential electronic module		
1	4/56D:47	Central Electronic Module (CEM)	GN	53/513	Junction point	GN
	53/568	Junction point, V70				
2	54/3.1:12	Connector	GN	53/513	Junction point	GN
3	4/56D:32	Central Electronic Module (CEM)	W	53/512	Junction point	W
	53/567	Junction point, V70				
4	54/3.1:11	Connector	W	53/512	Junction point	W

54/74B

2-pin orange

No.	Passenger compartment harness			Harness, differential electronic module		
1	4/58A:14	Rear Electronic Module (REM)	BL	53/502	Junction point	BL-R
2	31/46	Ground connection	SB	53/535	Junction point	BN
				53/582	Junction point	SB

54/98

5-pin green, XC90

No.	Cargo compartment harness			Harness accessories		
1	4/58B:8	Rear Electronic Module (REM)	R-W	30 feed		-
2	4/58D:34	Rear Electronic Module (REM)	VO	X-feed		-
3	10/18A:4	Rear left lamp housing	BL	Reversing lights		-
4	-		-	-		-
5	53/604	Junction point	SB	Ground connection		-

Connectors

54/106 - 54/107

54/106

4-pin gray, V70

No.	Cargo compartment harness		Harness, fuel tank CNG front			
1	4/58B:25 54/54:7	Rear Electronic Module (REM) Connector	Y-R	8/89:1 8/90:1	Solenoid fuel tank CNG front left Solenoid, fuel tank CNG front right	Y-R
2	53/604	Junction point	SB	8/89:2 8/90:2	Solenoid, fuel tank CNG front left Solenoid, fuel tank CNG front right	SB
3	-		-	-		-
4	-		-	-		-

54/107

10-pin gray, V70

No.	Cargo compartment harness		Four-C rear harness			
1	4/84A:5	Suspension Module (SUM)	GN-GR	8/23:1	Shock absorber, Four-C, rear right	GN-GR
2	4/84A:4	Suspension Module (SUM)	W	8/23:2	Shock absorber, Four-C, rear right	W
3	4/84A:23	Suspension Module (SUM)	GR	7/120:1 7/121:1	Angle sensor, Four-C/Bi-Xenon rear left Angle sensor Four-C/Bi-Xenon rear right	GR
4	4/84A:14	Suspension Module (SUM)	Y	7/121:4	Angle sensor Four-C/Bi-Xenon rear right	Y
5	53/569	Junction point	R	7/121:5	Angle sensor Four-C/Bi-Xenon rear right	P
6	4/84A:25	Suspension Module (SUM)	R-W	7/120:5	Angle sensor, Four-C/Bi-Xenon rear left	R-W
7	4/84A:28	Suspension Module (SUM)	Y-R	7/120:4	Angle sensor, Four-C/Bi-Xenon rear left	Y-R
8	4/84A:2	Suspension Module (SUM)	GN-GR	8/22:1	Shock absorber, Four-C, rear left	GN-GR
9	4/84A:1	Suspension Module (SUM)	BL	8/22:2	Shock absorber, Four-C, rear left	BL
10	-		-	-		-

Connectors

54/109 - 54/122

54/109 2-pin black, XC90

No.	Passenger compartment harness		Cargo compartment harness			
1	16/94C:1	Infotainment Control Module (ICM)	OR	16/110B:2	Antenna control module (ATM)	OR
2	16/105D:2	Audio Module (AUD)	OR	16/110B:1 54/66.2:1	Antenna control module (ATM) Connector	OR

54/112 4-pin gray, XC90

No.	Passenger compartment harness		Cargo compartment harness		
1	53/452	Junction point	VO-W	30 feed	-
2	53/454	Junction point	VO	Extended D-feed	-
3	-	-	-	-	-
4	53/438	Junction point	BN	Ground connection	-

54/113 2-pin black, XC90

No.	Engine compartment harness		Left front impact sensor harness			
1	54/3.1:1	Connector	OR	7/179:1	LH front impact sensor	OR
2	54/3.1:2	Connector	OR-SB	7/179:2	LH front impact sensor	OR-SB

54/117 2-pin orange, XC90

No.	Passenger compartment harness		Seatbelt tensioner harness			
1	4/9C:24/80	Control module, Supplementary Restraint System (SRS)	OR	8/62:1	Belt tensioner igniter, center rear seat	OR
2	4/9C:23/79	Control module, Supplementary Restraint System (SRS)	GN-OR	8/62:2	Belt tensioner igniter, center rear seat	GN-OR

54/122 2-pin black, XC90

No.	Passenger compartment harness		Right front impact sensor harness			
1	54/3.1:3	Connector	GN-OR	7/178:1	RH front impact sensor	GN-OR
2	54/3.1:4	Connector	OR-W	7/178:2	RH front impact sensor	OR

Connectors

54/132 - 54/274

54/132 6-pin gray

No.	Passenger compartment harness			Climate control system harness		
1	53/437	Junction point	VO-W	53/458	Junction point	R
2	3/112A:12 54/24:4	Climate Control Module (CCM) Connector	GN-W	53/461	Junction point	GN-Y
3	3/112A:5	Climate Control Module (CCM)	VO	7/41:4	Temperature sensor, evaporator	VO
4	3/112A:13	Climate Control Module (CCM)	BN	7/41:3	Temperature sensor, evaporator	BN
5	3/112A:7 54/25:4	Climate Control Module (CCM) Connector	GN-W	53/460 6/96:2	Junction point Damper Motor Module (DMM), temperature, right side, RHD MCC	Y
6	53/438	Junction point	BN	53/459	Junction point	BL

54/274 10-pin gray, XC90

No.	TV harness			Rear Seat Entertainment (RSE) harness		
1	54/276:1	Connector	W	16/124:1	Rear Seat Entertainment module (RSE)	W
2	54/276:2	Connector	BN	16/124:2	Rear Seat Entertainment module (RSE)	BN
3	54/276:3	Connector	GN	16/124:3	Rear Seat Entertainment module (RSE)	GN
4	54/276:4	Connector	Y	16/124:4	Rear Seat Entertainment module (RSE)	Y
5	54/276:5	Connector	GR	16/124:5	Rear Seat Entertainment module (RSE)	GR
6	54/276:6	Connector	P	16/124:6	Rear Seat Entertainment module (RSE)	P
7	54/276:7	Connector	BL	16/124:7	Rear Seat Entertainment module (RSE)	BL
8	54/276:8	Connector	R	16/124:8	Rear Seat Entertainment module (RSE)	R
9	54/276:9	Connector	SB	16/124:9	Rear Seat Entertainment module (RSE)	SB
10	54/276:10	Connector	VO	16/124:10	Rear Seat Entertainment module (RSE)	VO

Connectors

54/275 - 54/276

54/275

10-pin gray, XC90

No.	TV harness			Rear Seat Entertainment (RSE) harness		
1	54/277:1	Connector	W	16/124:11	Rear Seat Entertainment module (RSE)	W
2	54/277:2	Connector	BN	16/124:12	Rear Seat Entertainment module (RSE)	BN
3	54/277:3	Connector	GN	16/124:13	Rear Seat Entertainment module (RSE)	GN
4	54/277:4	Connector	Y	16/124:14	Rear Seat Entertainment module (RSE)	Y
5	54/277:5	Connector	GR	16/124:15	Rear Seat Entertainment module (RSE)	GR
6	54/277:6	Connector	P	16/124:16	Rear Seat Entertainment module (RSE)	P
7	54/277:7	Connector	BL	16/124:17	Rear Seat Entertainment module (RSE)	BL
8	54/277:8	Connector	R	16/124:18	Rear Seat Entertainment module (RSE)	R
9	54/277:9	Connector	SB	16/124:19	Rear Seat Entertainment module (RSE)	SB
10	54/277:10	Connector	VO	16/124:20	Rear Seat Entertainment module (RSE)	VO

54/276

10-pin gray, XC90

No.	TV display			TV harness		
1	16/81A:1	TV display, LH head restraint	W	54/274:1	Connector	W
2	16/81A:2	TV display, LH head restraint	BN	54/274:2	Connector	BN
3	16/81A:3	TV display, LH head restraint	GN	54/274:3	Connector	GN
4	16/81A:4	TV display, LH head restraint	Y	54/274:4	Connector	Y
5	16/81A:5	TV display, LH head restraint	GR	54/274:5	Connector	GR
6	16/81A:6	TV display, LH head restraint	P	54/274:6	Connector	P
7	16/81A:7	TV display, LH head restraint	BL	54/274:7	Connector	BL
8	16/81A:8	TV display, LH head restraint	R	54/274:8	Connector	R
9	16/81A:9	TV display, LH head restraint	SB	54/274:9	Connector	SB
10	16/81A:10	TV display, LH head restraint	VO	54/274:10	Connector	VO

Connectors

54/277 - 54/1300

54/277

10-pin gray, XC90

No.	TV display			TV harness		
1	16/81B:1	TV display, LH head restraint	W	54/275:1	Connector	W
2	16/81B:2	TV display, LH head restraint	BN	54/275:2	Connector	BN
3	16/81B:3	TV display, LH head restraint	GN	54/275:3	Connector	GN
4	16/81B:4	TV display, LH head restraint	Y	54/275:4	Connector	Y
5	16/81B:5	TV display, LH head restraint	GR	54/275:5	Connector	GR
6	16/81B:6	TV display, LH head restraint	P	54/275:6	Connector	P
7	16/81B:7	TV display, LH head restraint	BL	54/275:7	Connector	BL
8	16/81B:8	TV display, LH head restraint	R	54/275:8	Connector	R
9	16/81B:9	TV display, LH head restraint	SB	54/275:9	Connector	SB
10	16/81B:10	TV display, LH head restraint	VO	54/275:10	Connector	VO

54/303

3-pin gray, XC90

No.	Rear Seat Entertainment harness			Fuses in extra fuse box cargo compartment		
1	2/237:1	Disconnect relay, rear speaker	BL	54/98:3	Connector	BL
2	16/124(CN2)B:1	Rear Seat Entertainment module (RSE)	VO	11F/2:2	Fuses in cargo compartment auxiliary fuse box	VO
3	53/728	Junction point	R	11F/1:2	Fuses in cargo compartment auxiliary fuse box	R

54/1300

6-pin gray

No.	PAM harness engine compartment			PAM harness bumper		
1	54/1400:1	Connector	BL	7/204:1	Parking assistance sensor, front 5	BL
				7/205:1	Parking assistance sensor, front 6	
				7/206:1	Parking assistance sensor, front 7	
				7/207:1	Parking assistance sensor, front 8	
2	54/1400:2	Connector	GN	7/207:2	Parking assistance sensor, front 8	GN
3	54/1400:3	Connector	VO	7/206:2	Parking assistance sensor, front 7	VO
4	54/1400:4	Connector	Y	7/205:2	Parking assistance sensor, front 6	Y
5	54/1400:5	Connector	W	7/204:2	Parking assistance sensor, front 5	W
6	54/1400:6	Connector	SB	7/204:3	Parking assistance sensor, front 5	SB
				7/205:3	Parking assistance sensor, front 6	
				7/206:3	Parking assistance sensor, front 7	
				7/207:3	Parking assistance sensor, front 8	

Connectors

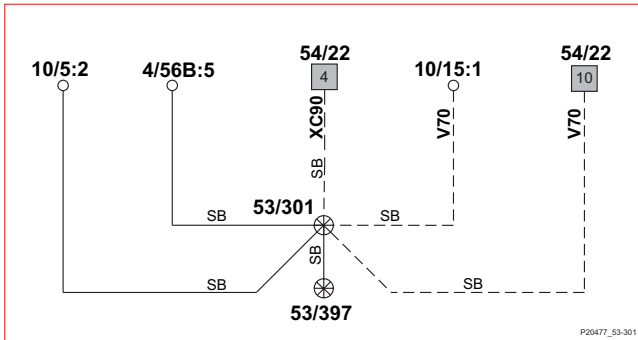
54/1400

54/1400
6-pin gray

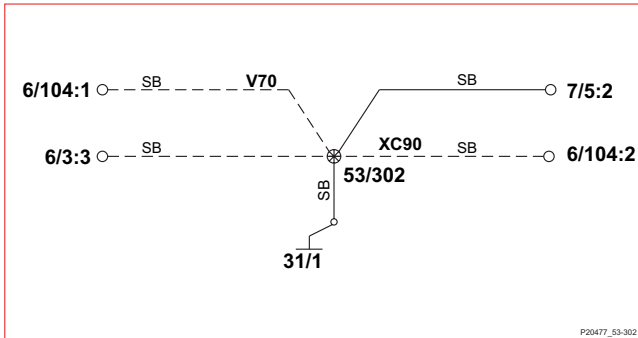
No.	PAM harness passenger compartment			PAM harness engine compartment		
1	4/86B:2	Parking Assistance Module (PAM)	BL	54/1300:1	Connector	BL
2	4/86B:8	Parking Assistance Module (PAM)	GN	54/1300:2	Connector	GN
3	4/86B:7	Parking Assistance Module (PAM)	VO	54/1300:3	Connector	VO
4	4/86B:6	Parking Assistance Module (PAM)	Y	54/1300:4	Connector	Y
5	4/86B:5	Parking Assistance Module (PAM)	W	54/1300:5	Connector	W
6	4/86B:1	Parking Assistance Module (PAM)	SB	54/1300:6	Connector	SB

Junction points 53/301 - 53/323

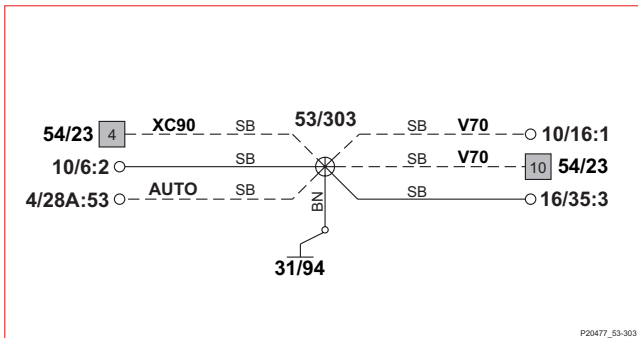
53/301



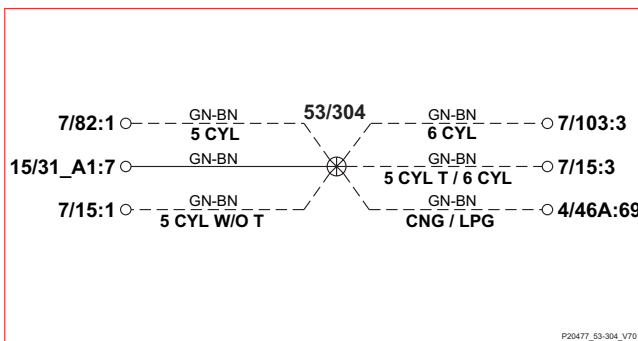
53/302



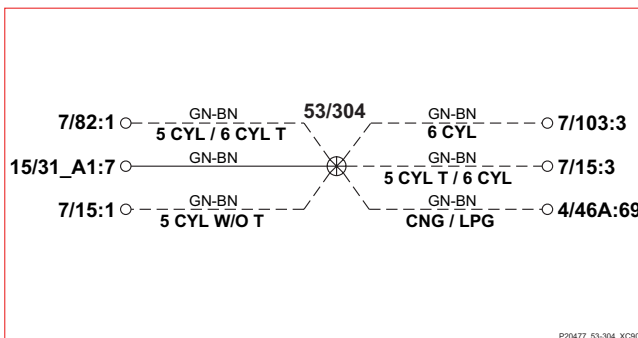
53/303



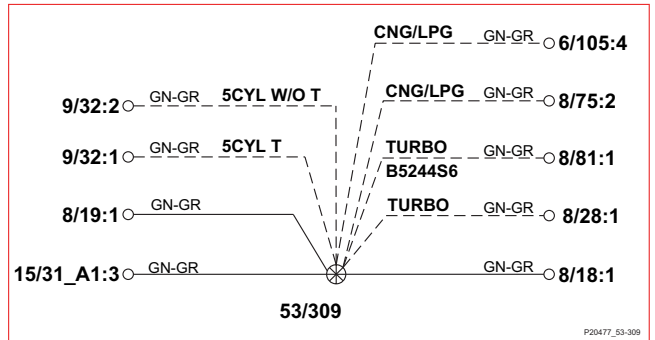
53/304 V70



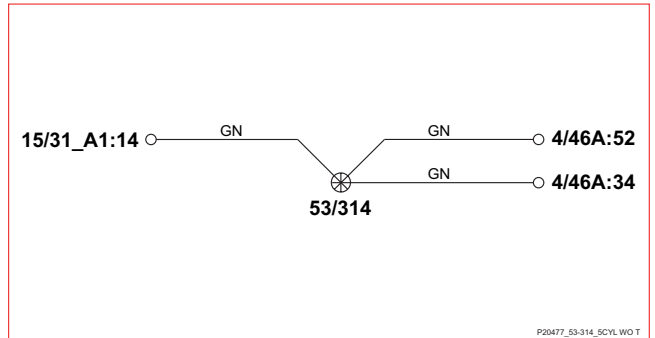
53/304 XC90



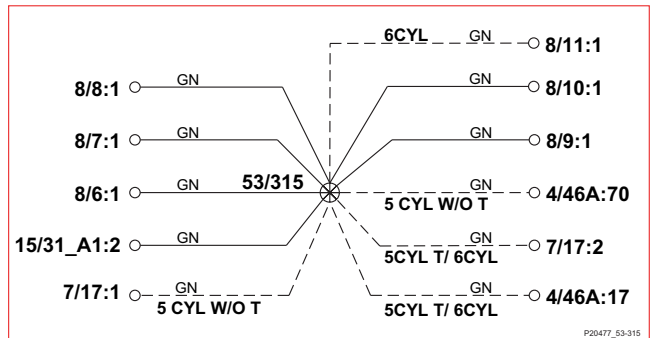
53/309



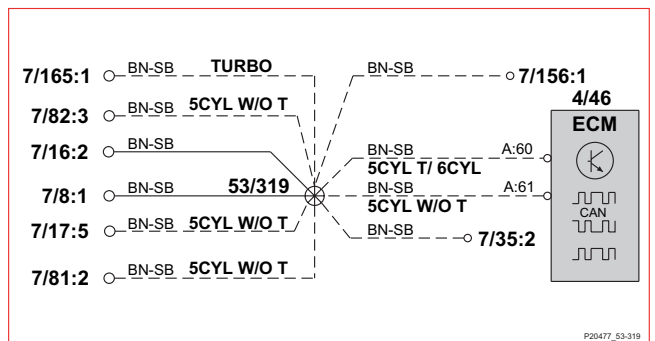
53/314



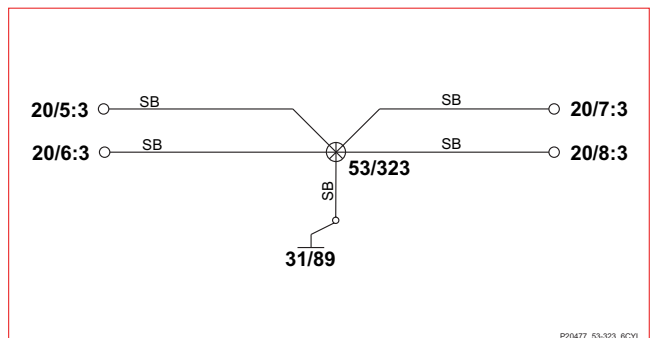
53/315



53/319



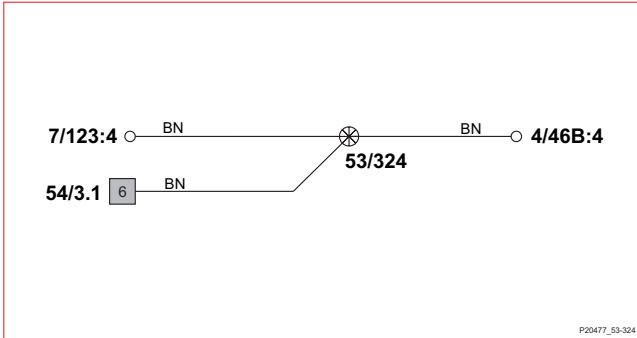
53/323



Junction points

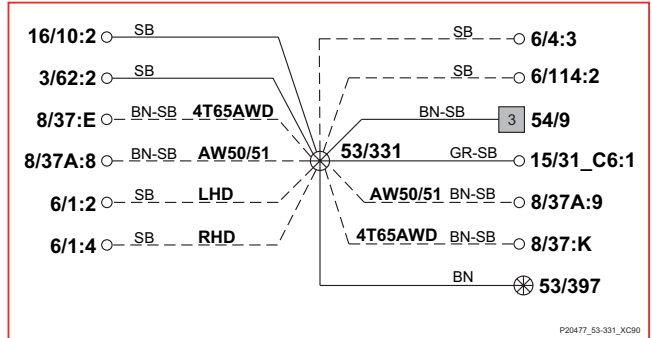
53/324 - 53/355

53/324



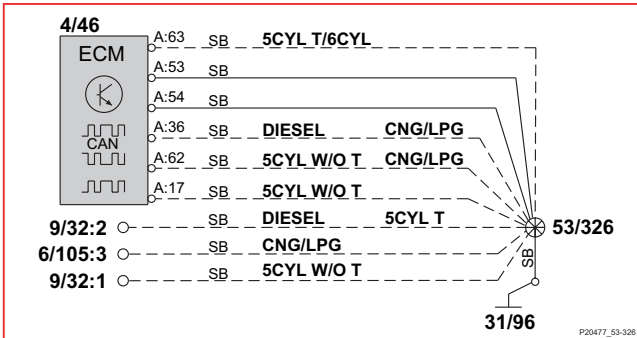
P20477_53-324

53/331 XC90



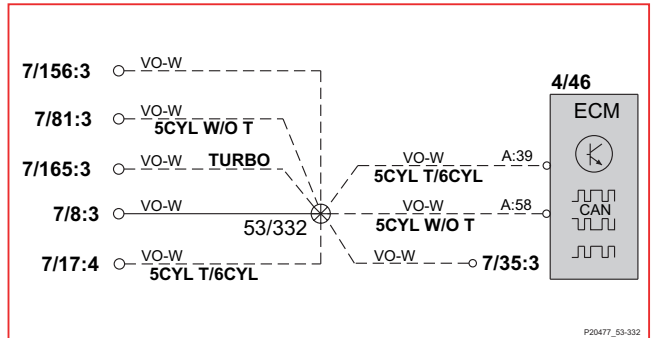
P20477_53-331_XC90

53/326



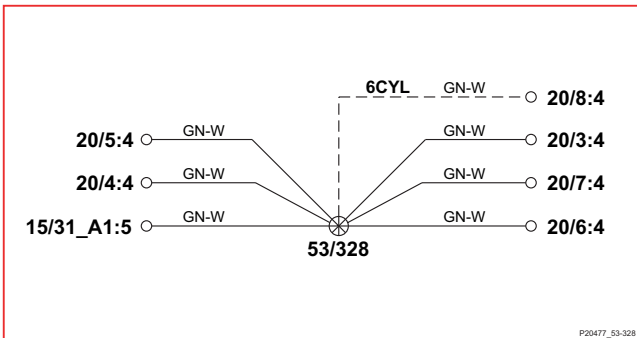
P20477_53-326

53/332



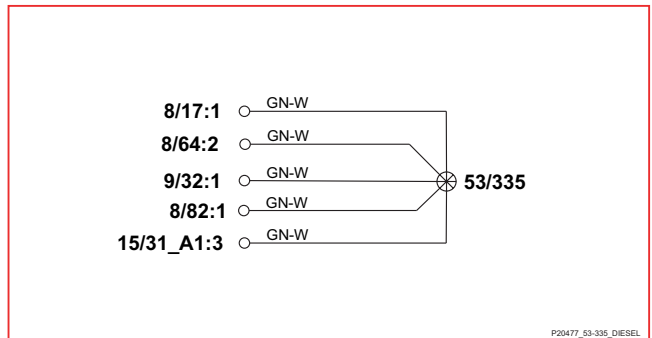
P20477_53-332

53/328



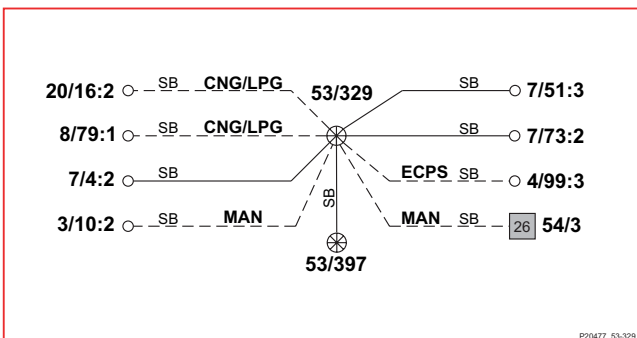
P20477_53-328

53/335



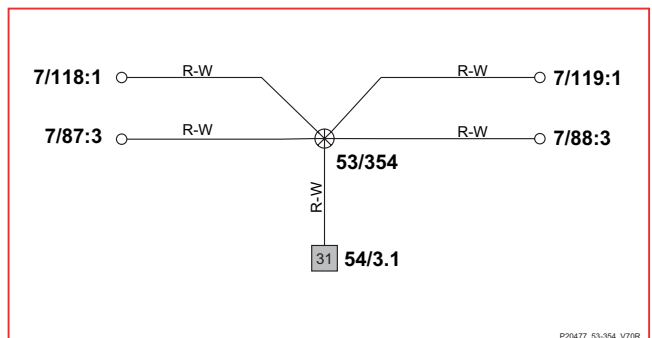
P20477_53-335_DIESEL

53/329



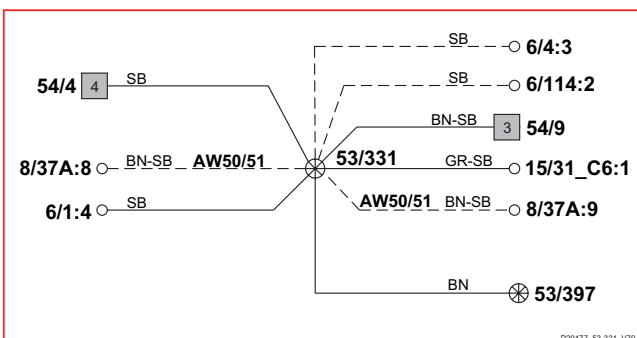
P20477_53-329

53/354



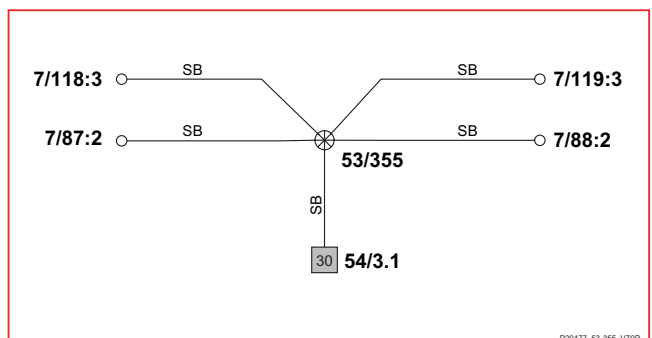
P20477_53-354_V70R

53/331 V70



P20477_53-331_V70

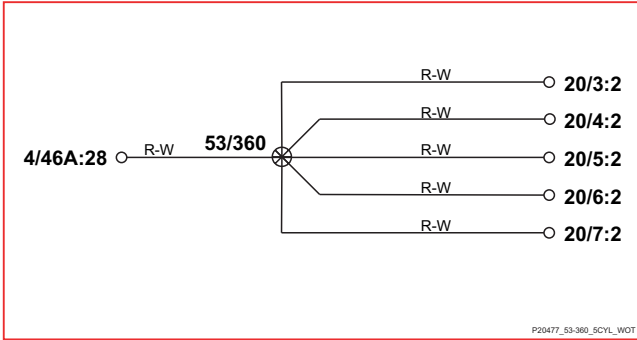
53/355



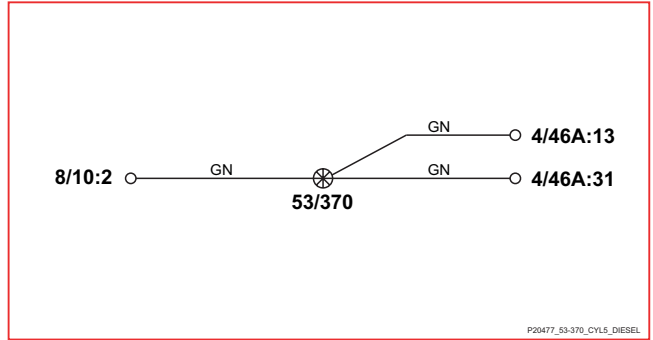
P20477_53-355_V70R

Junction points 53/360 - 53/374

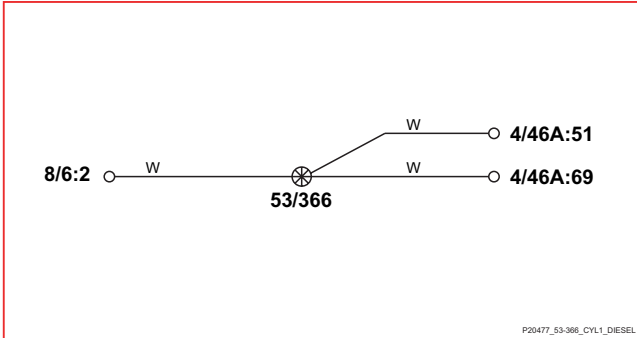
53/360



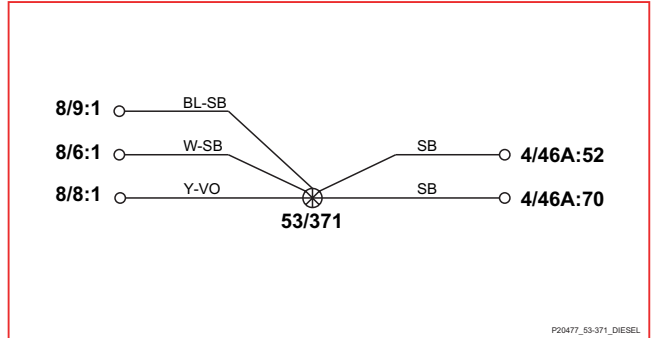
53/370



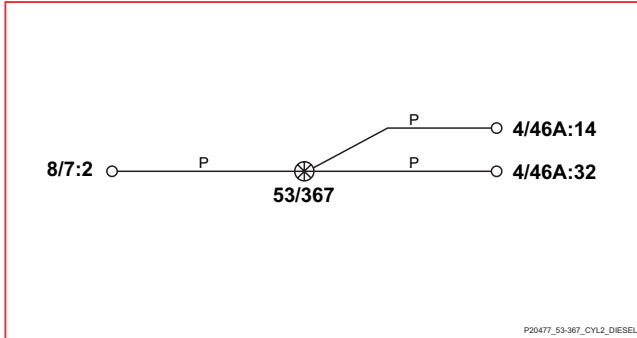
53/366



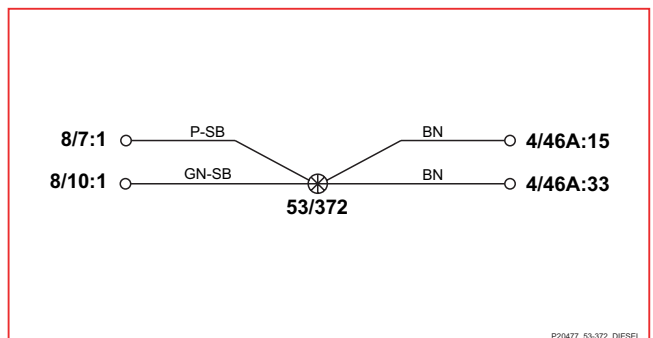
53/371



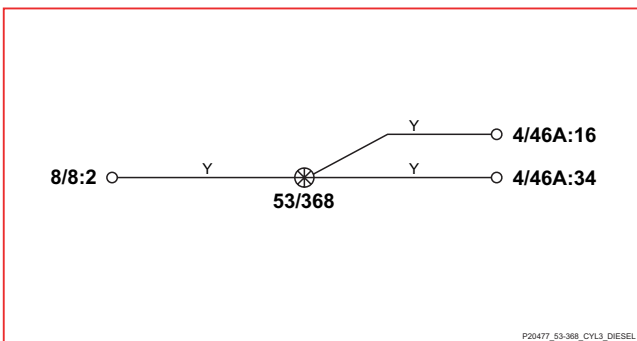
53/367



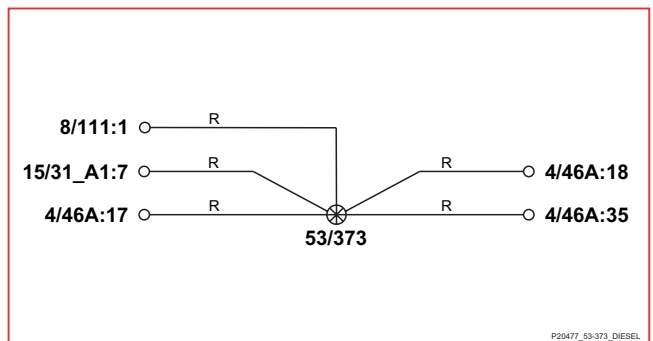
53/372



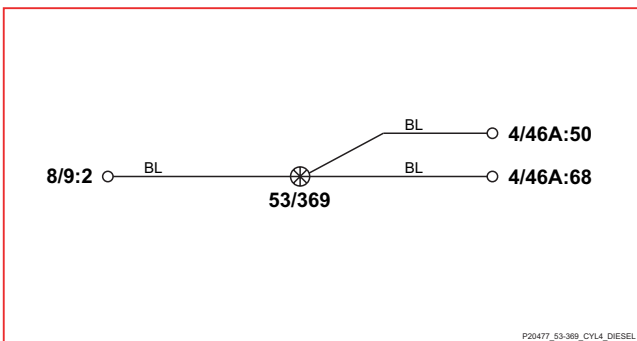
53/368



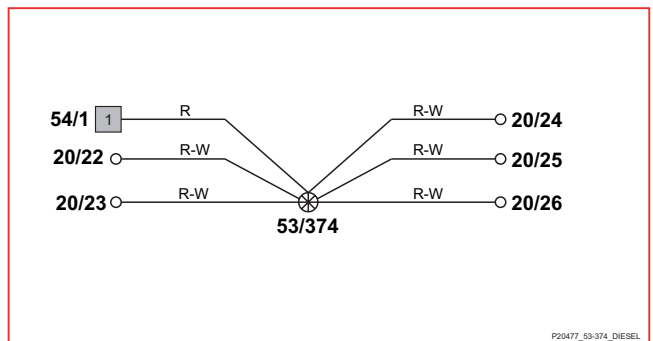
53/373



53/369

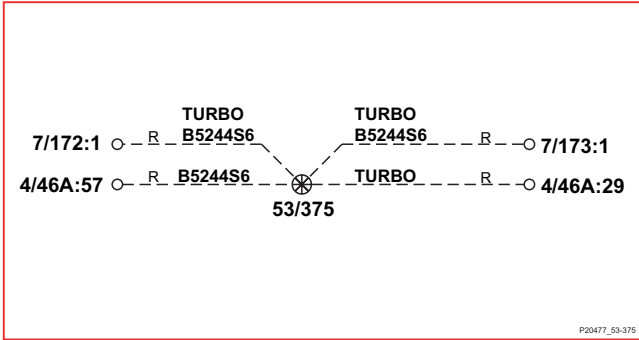


53/374

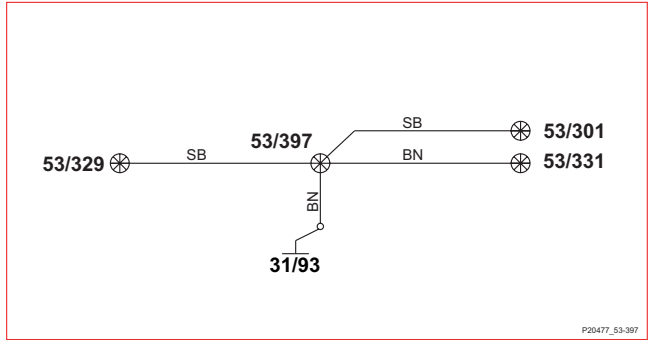


Junction points 53/375 - 53/405

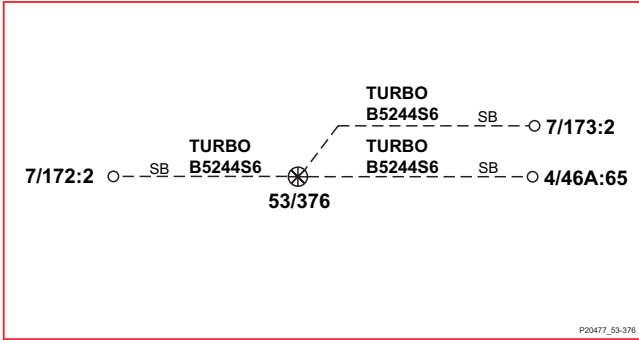
53/375



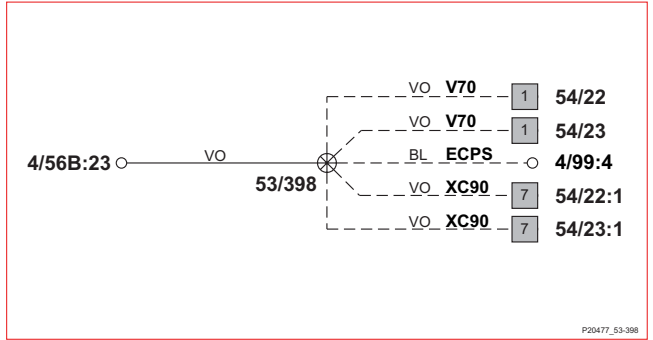
53/397



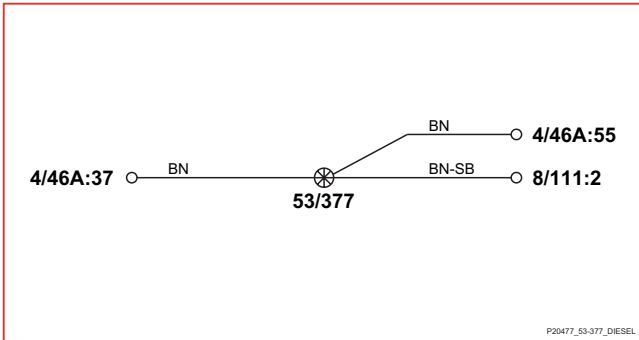
53/376



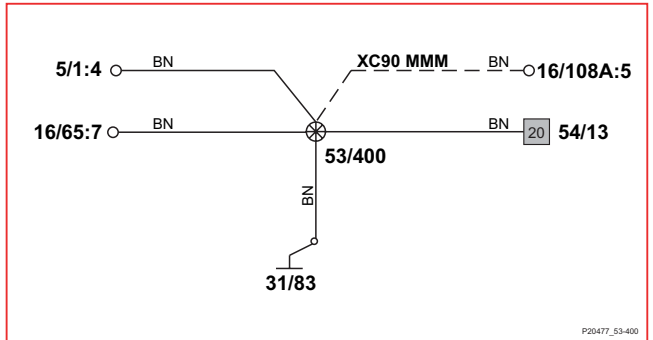
53/398



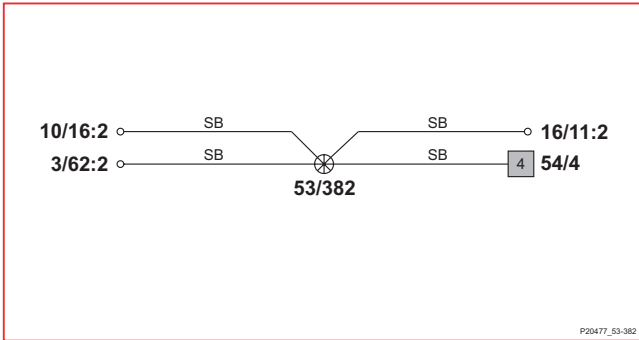
53/377



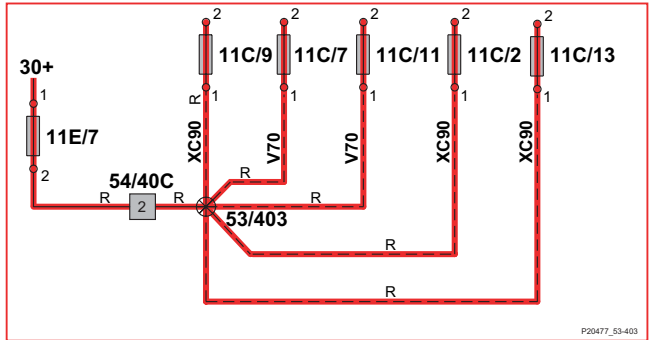
53/400



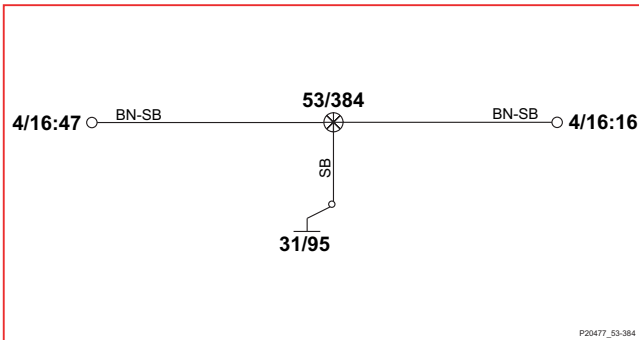
53/382



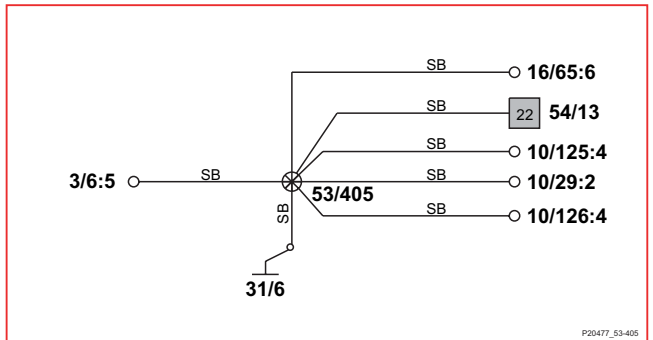
53/403



53/384



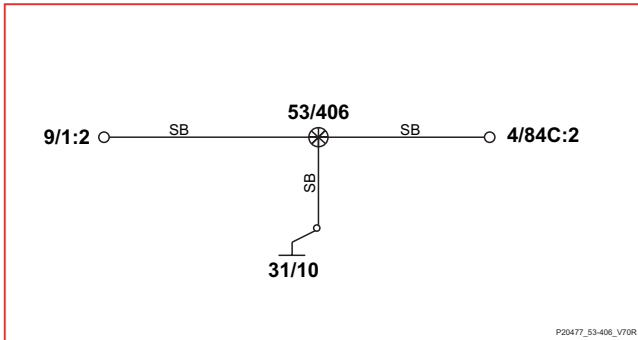
53/405



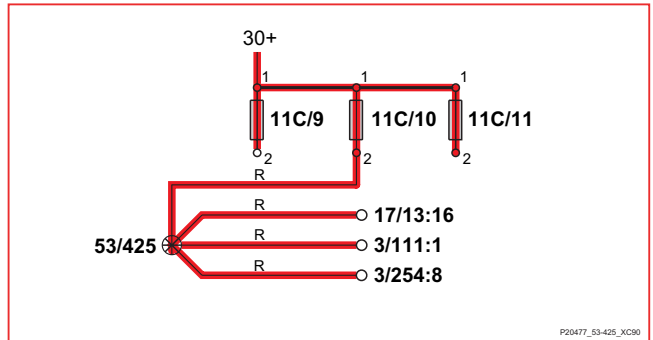
Junction points

53/406 - 53/438

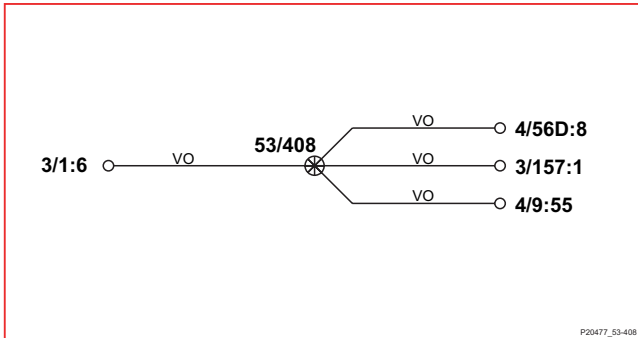
53/406



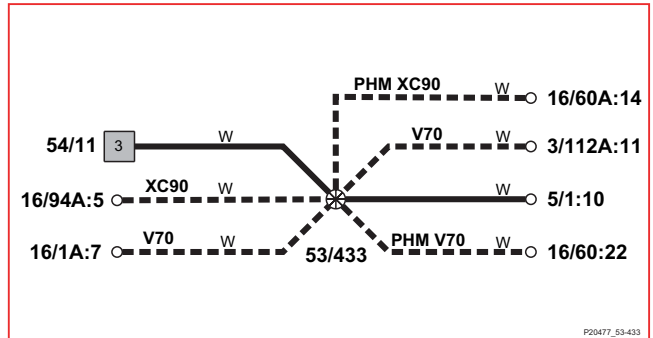
53/425 XC90



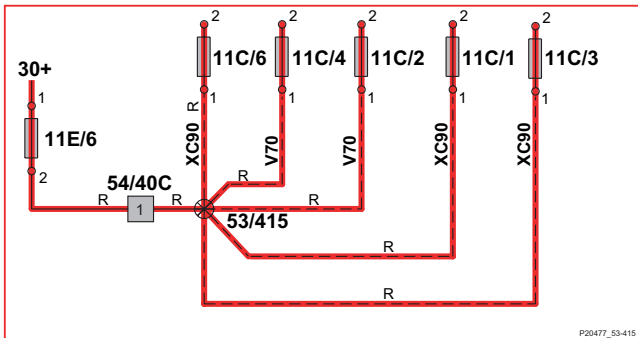
53/408



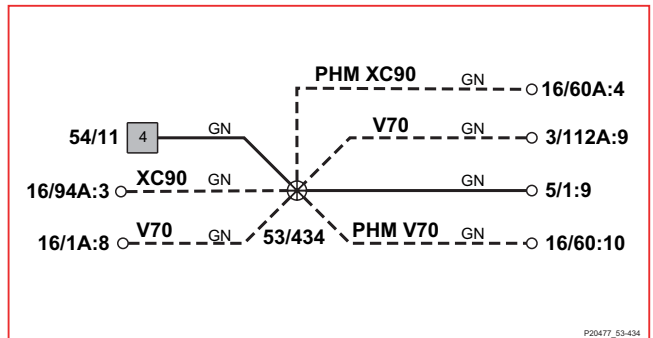
53/433



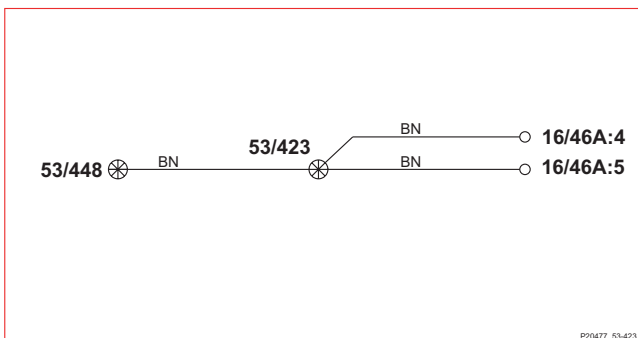
53/415



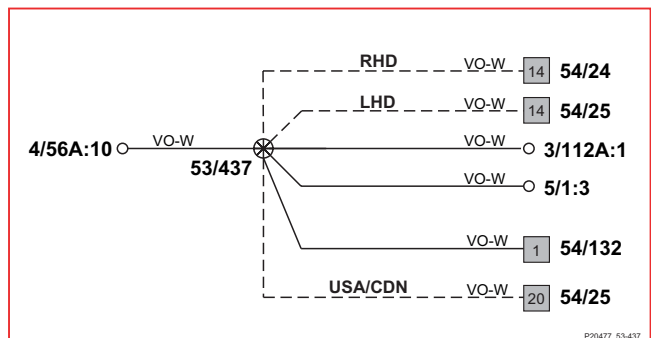
53/434



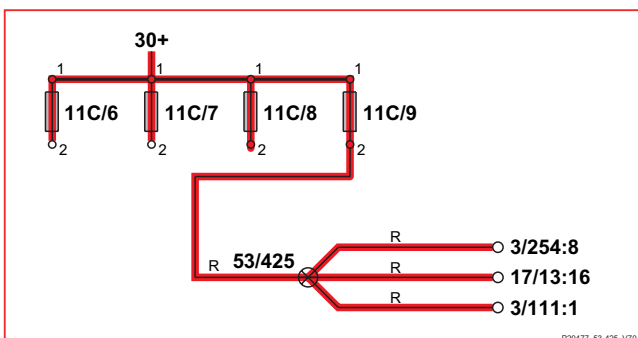
53/423



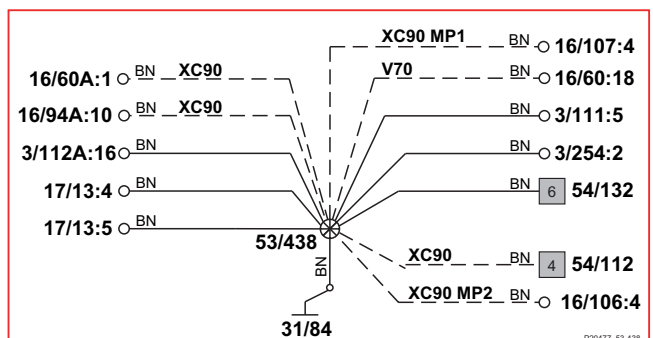
53/437



53/425 V70



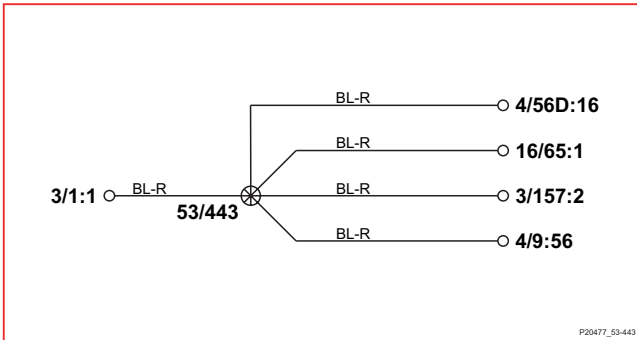
53/438



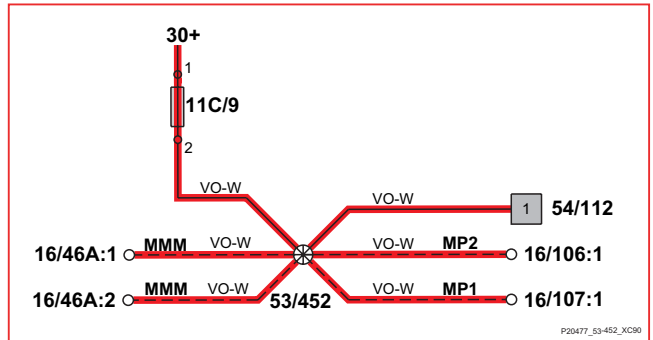
Junction points

53/443 - 53/460

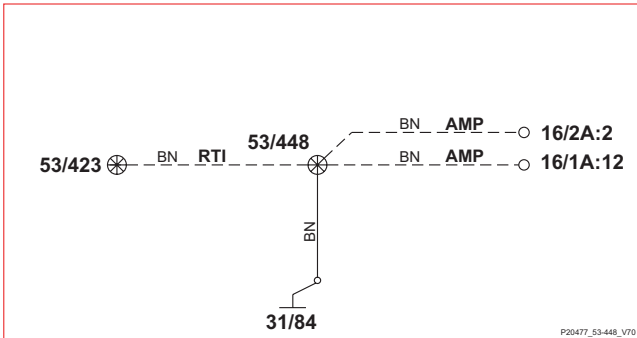
53/443



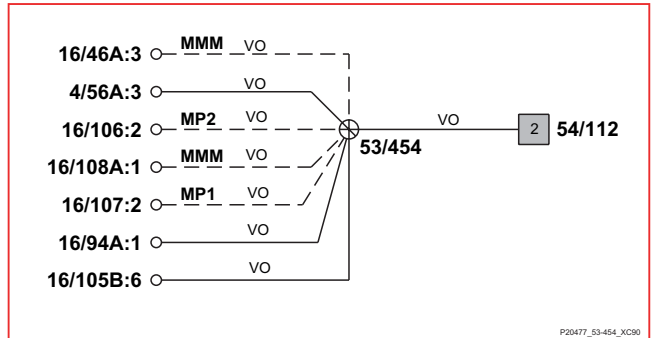
53/452



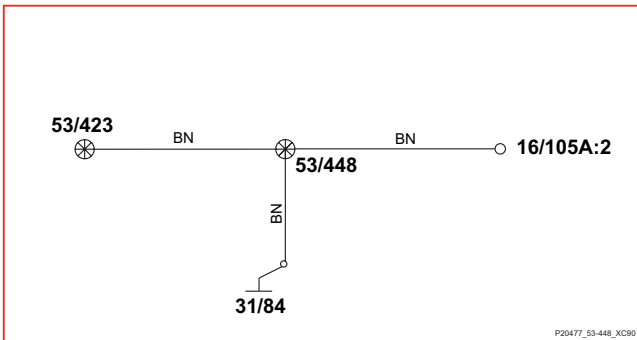
53/448 V70



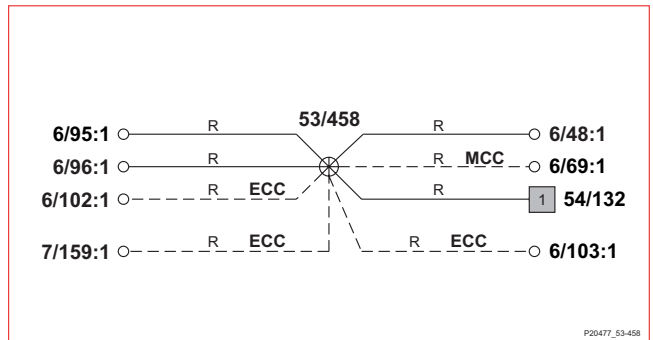
53/454



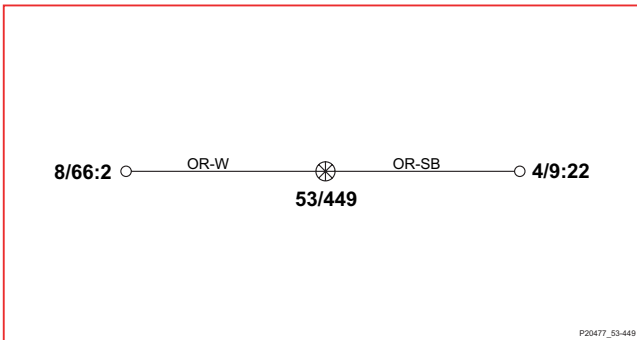
53/448 XC90



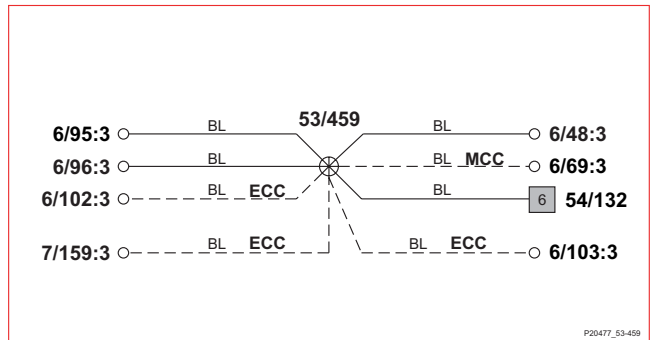
53/458



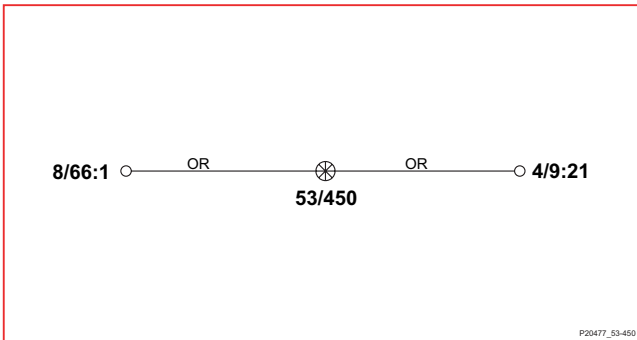
53/449



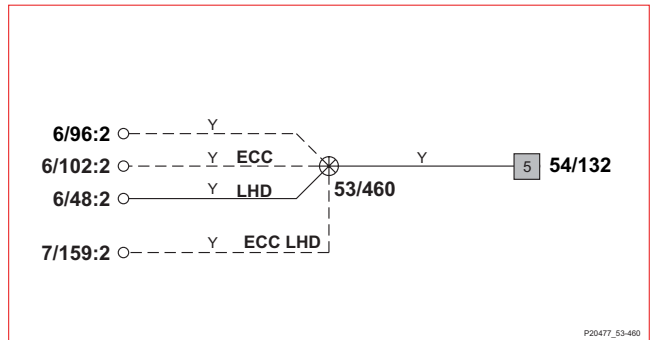
53/459



53/450



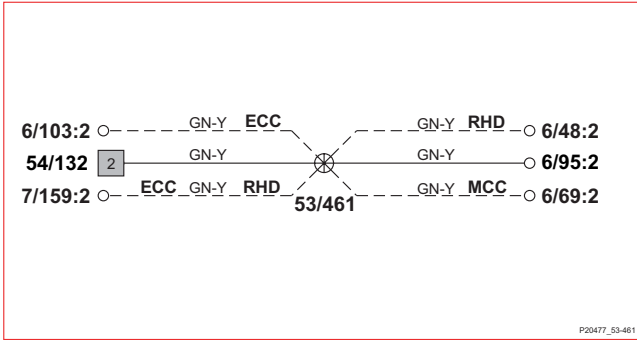
53/460



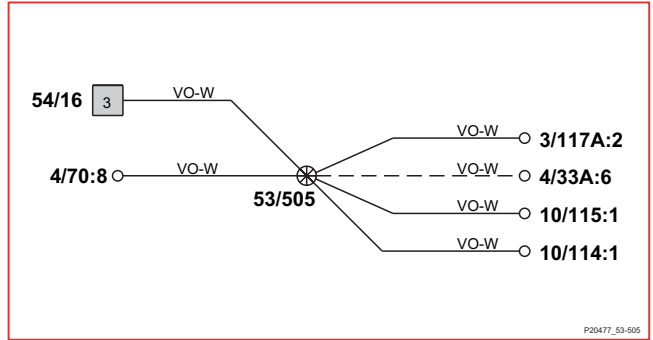
Junction points

53/461 - 53/513

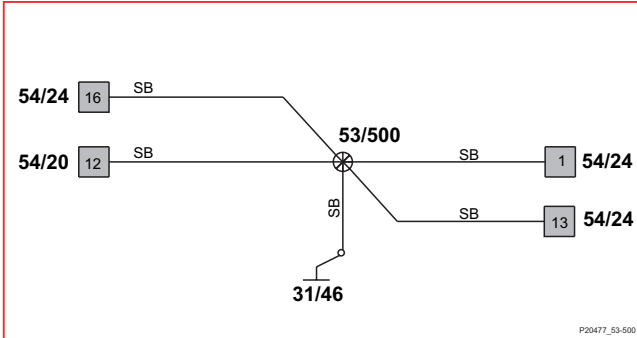
53/461



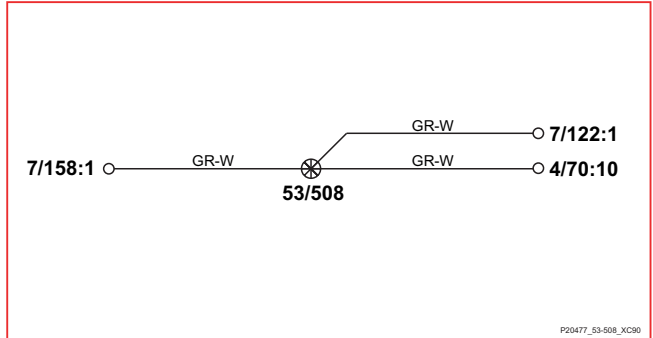
53/505



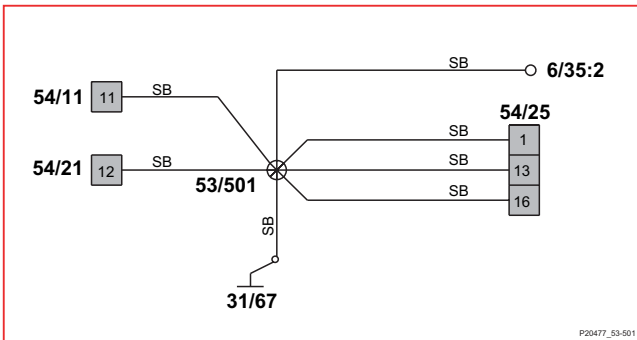
53/500



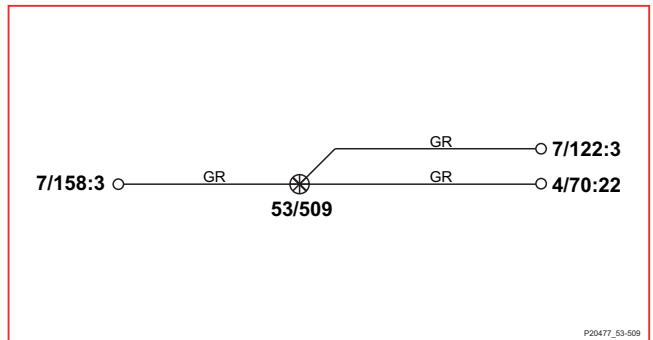
53/508



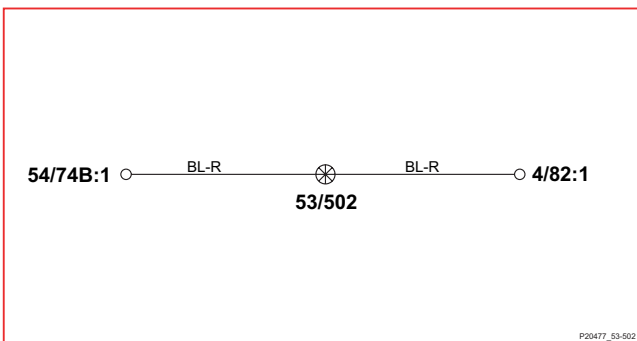
53/501



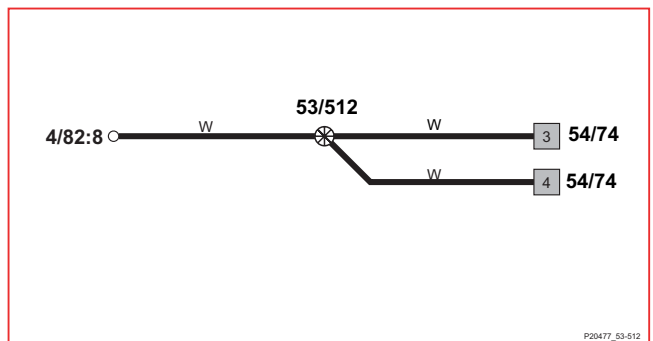
53/509



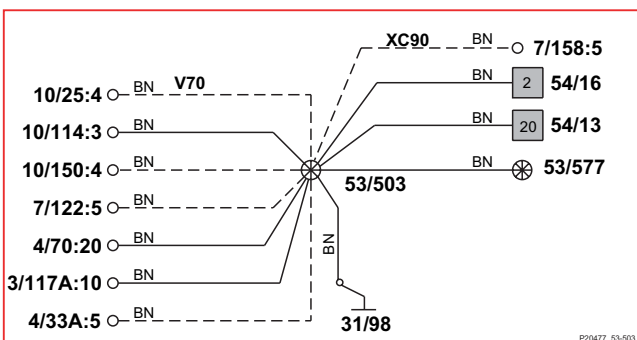
53/502



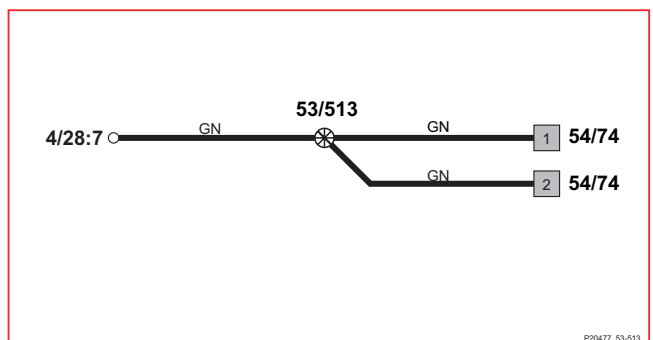
53/512



53/503

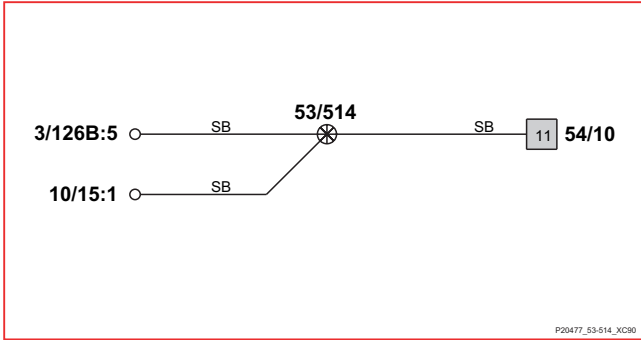


53/513

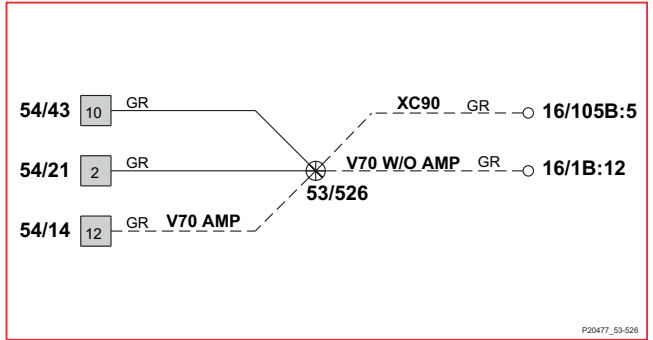


Junction points 53/514 - 53/535

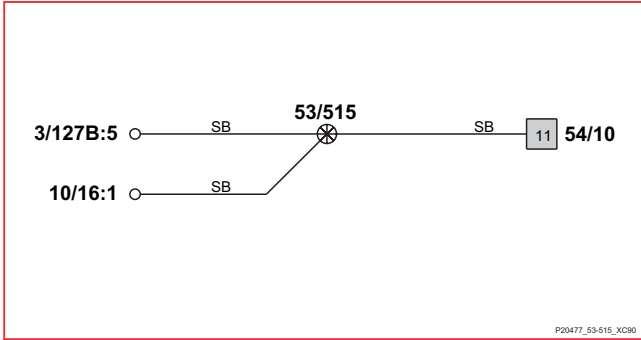
53/514



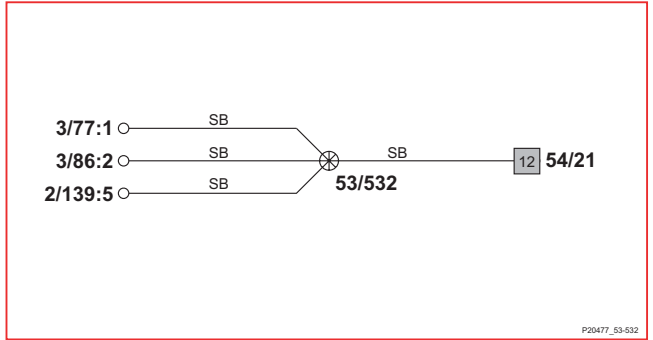
53/526



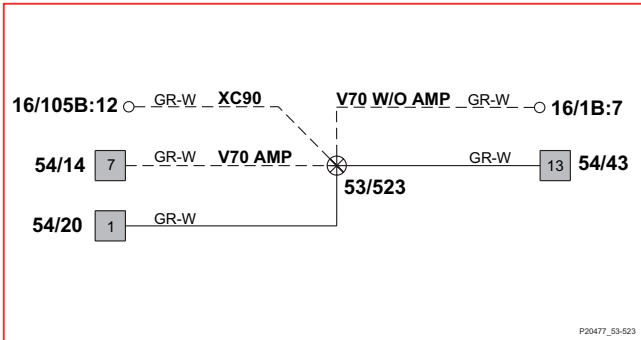
53/515



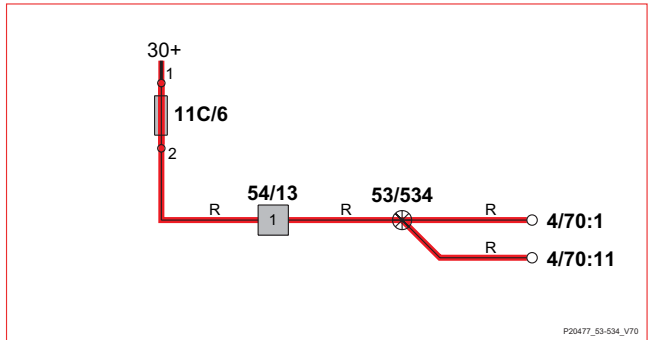
53/532



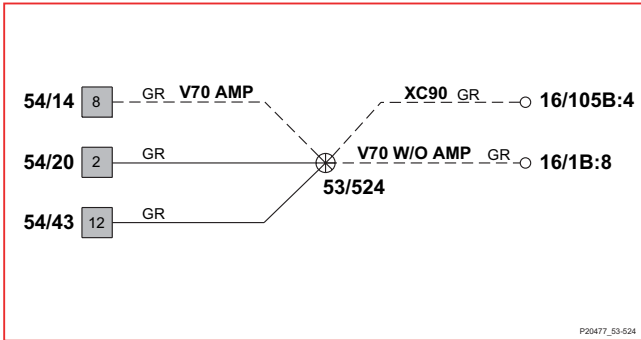
53/523



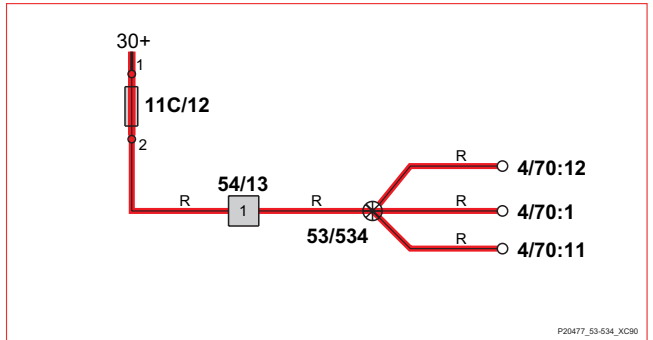
53/534 V70



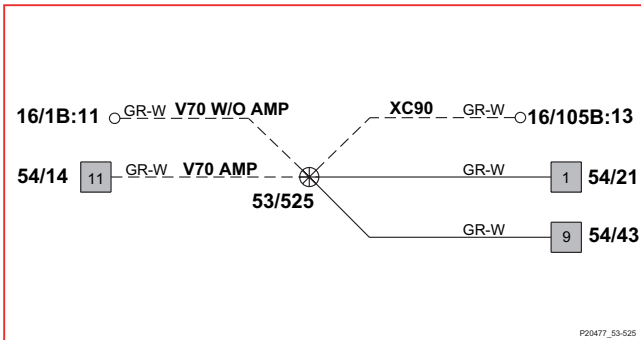
53/524



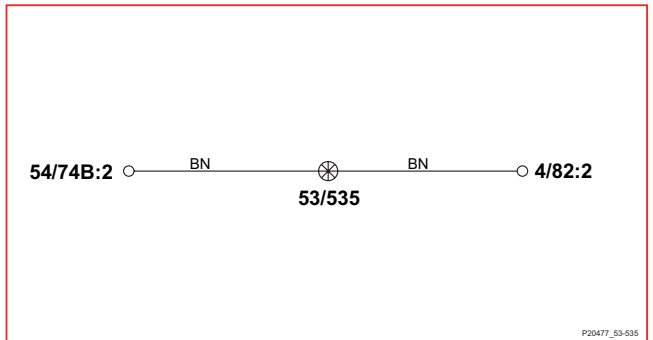
53/534 XC90



53/525

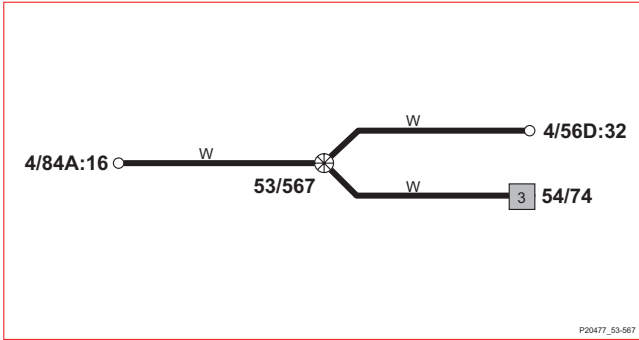


53/535

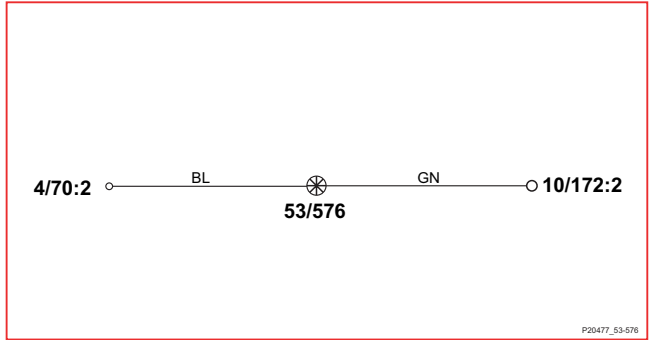


Junction points 53/567 - 53/582

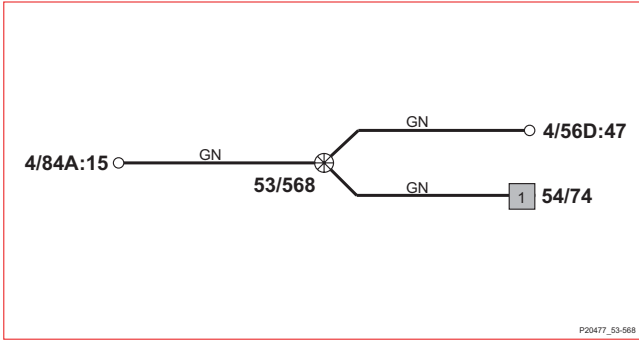
53/567



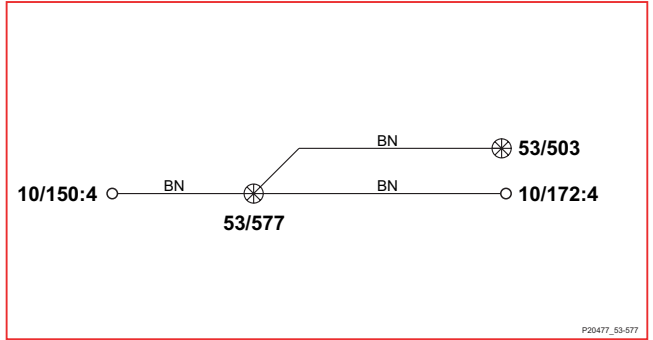
53/576



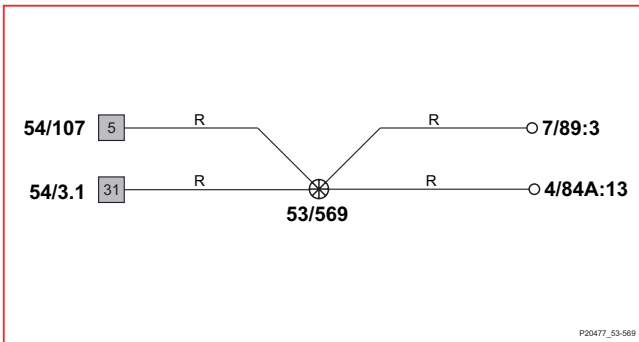
53/568



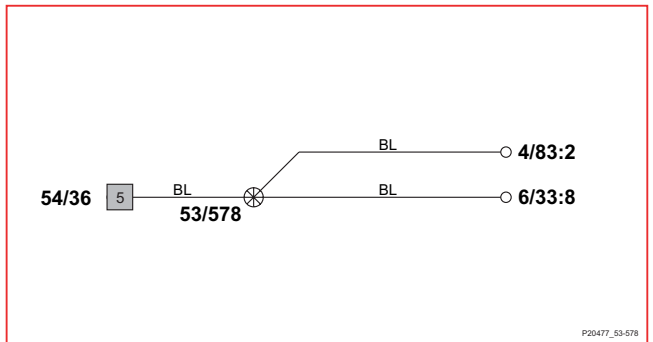
53/577



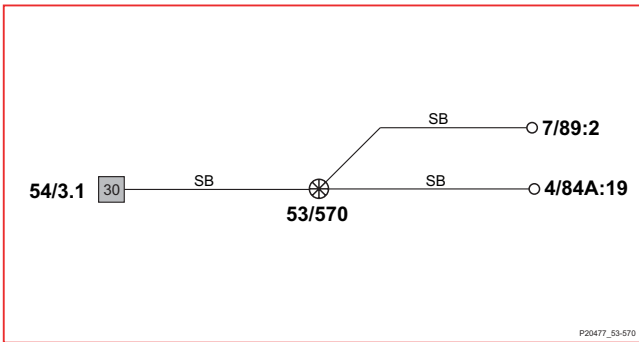
53/569



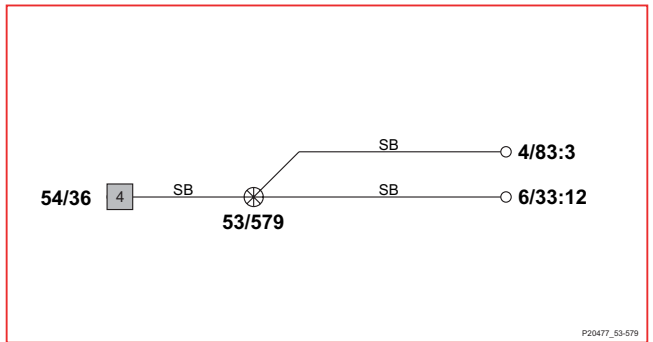
53/578



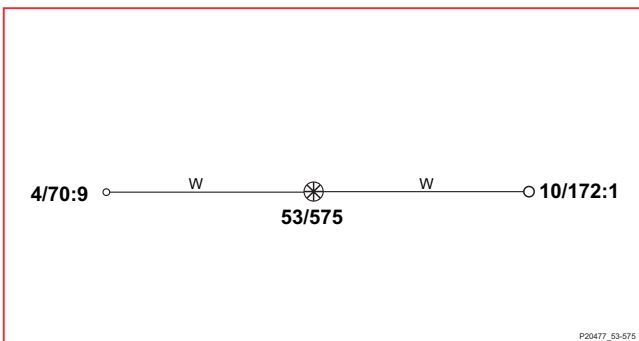
53/570



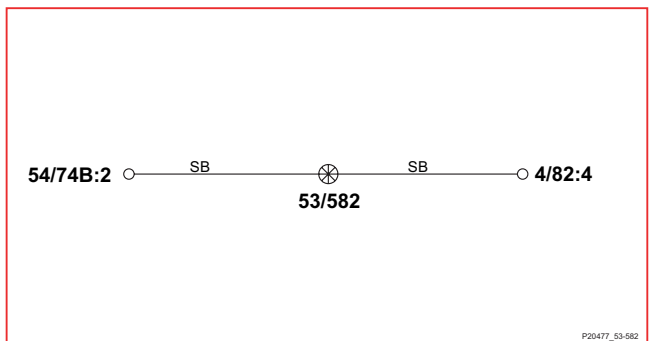
53/579



53/575



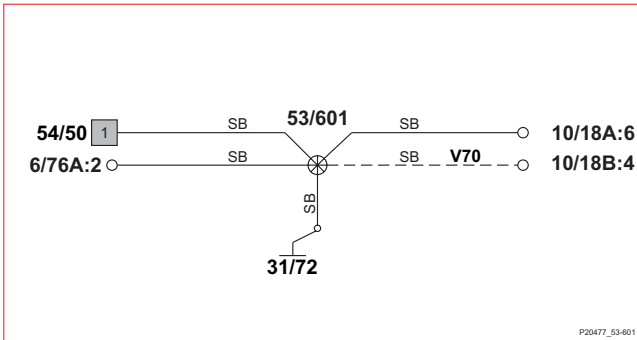
53/582



Junction points

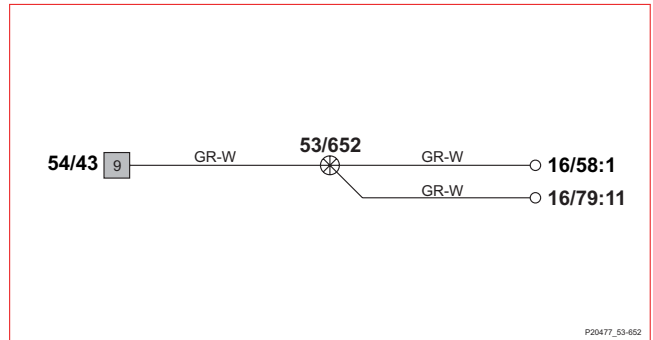
53/601 - 53/728

53/601



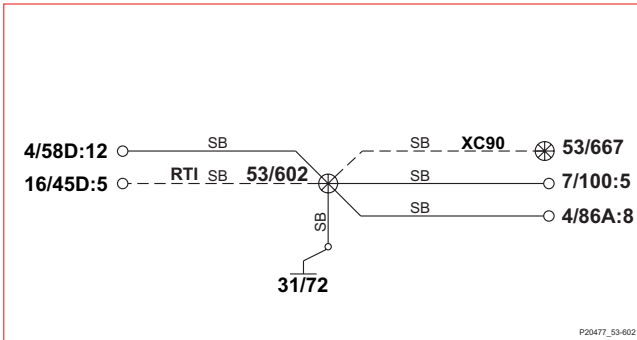
P20477_53-601

53/652



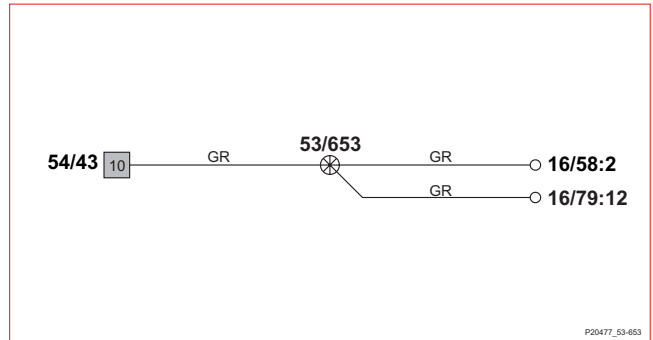
P20477_53-652

53/602



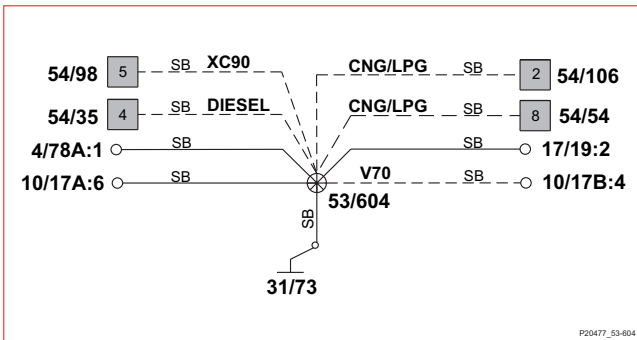
P20477_53-602

53/653



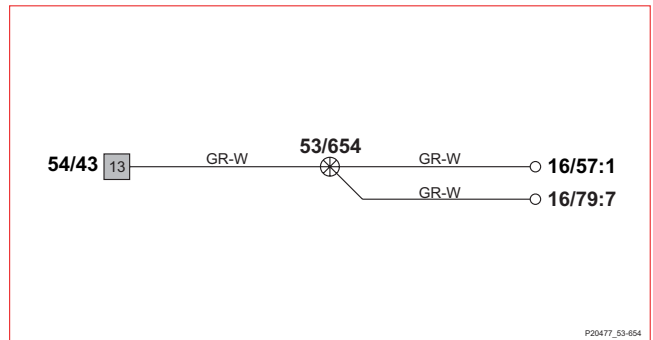
P20477_53-653

53/604



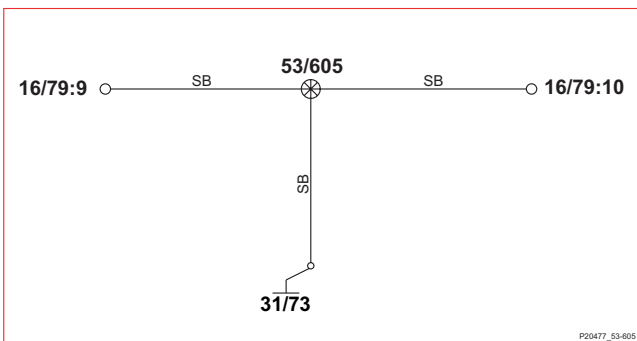
P20477_53-604

53/654



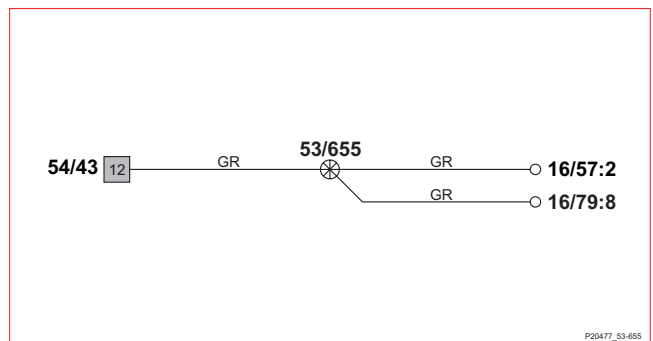
P20477_53-654

53/605



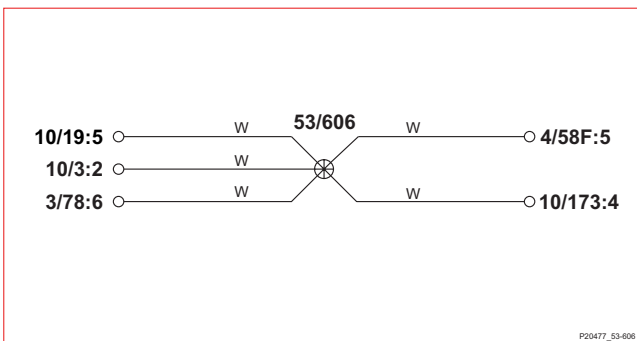
P20477_53-605

53/655



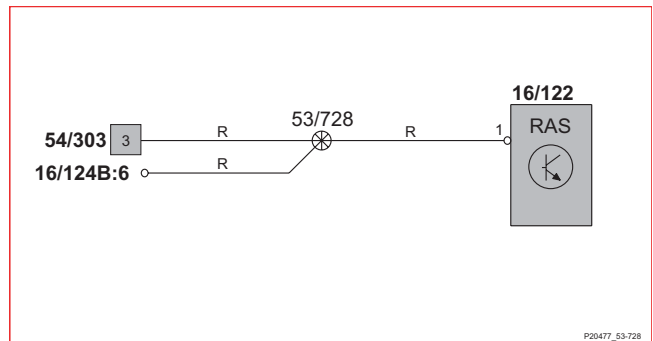
P20477_53-655

53/606



P20477_53-606

53/728

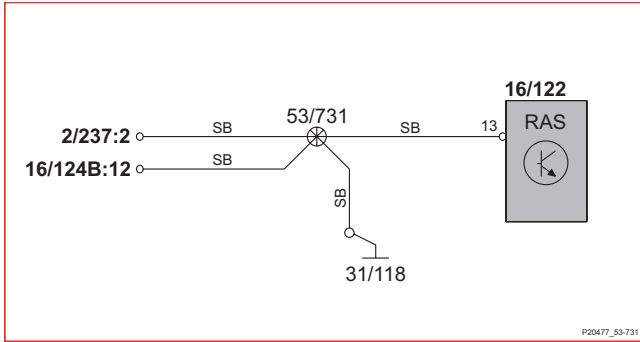


P20477_53-728

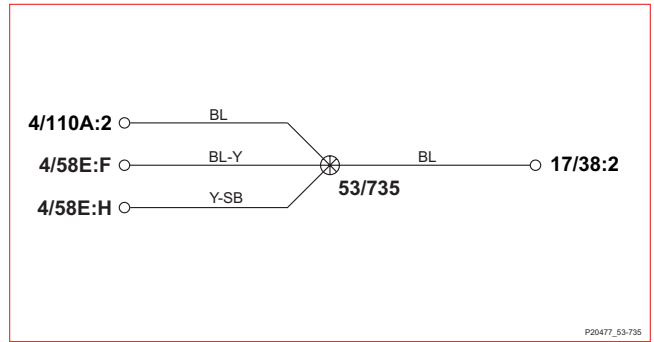
Junction points

53/731 - 53/737

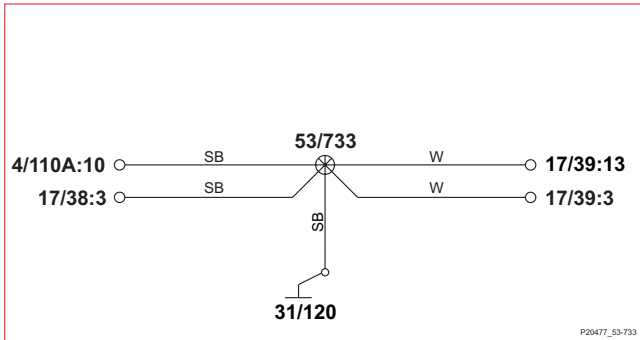
53/731



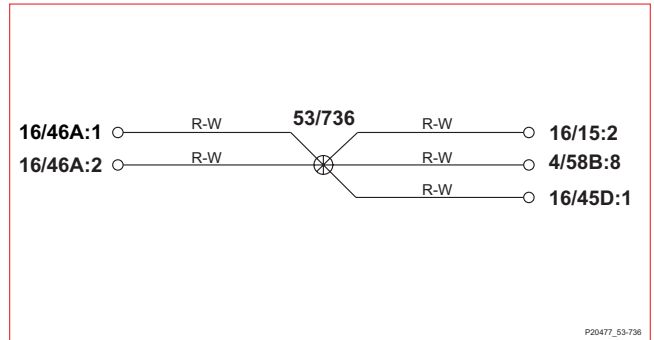
53/735



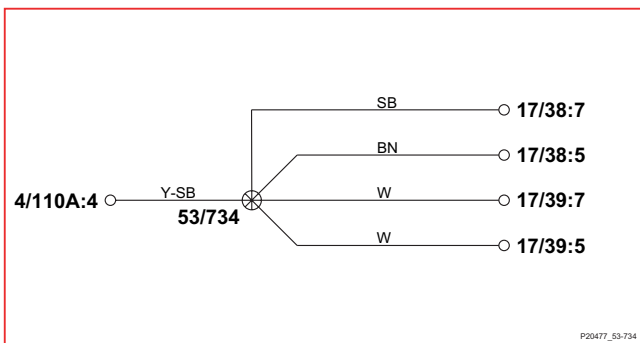
53/733



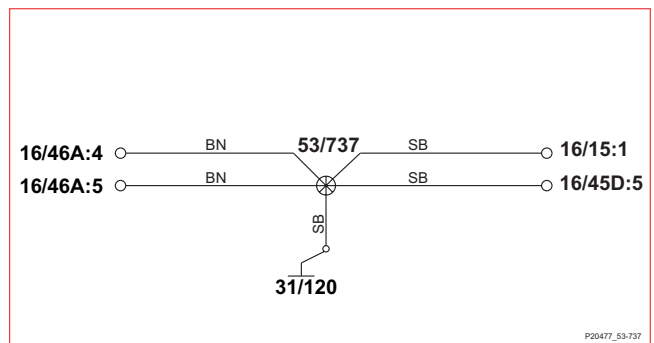
53/736



53/734

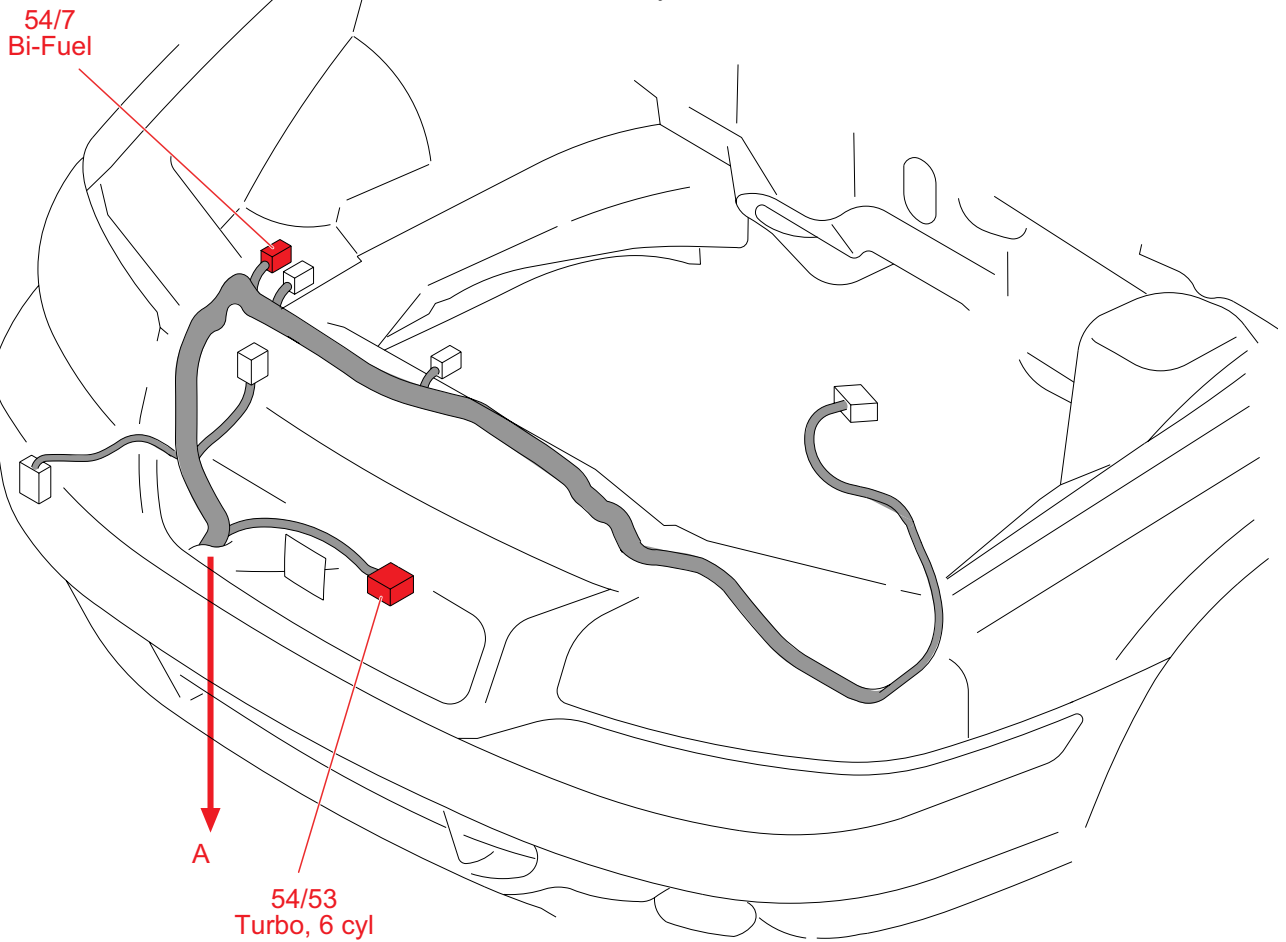
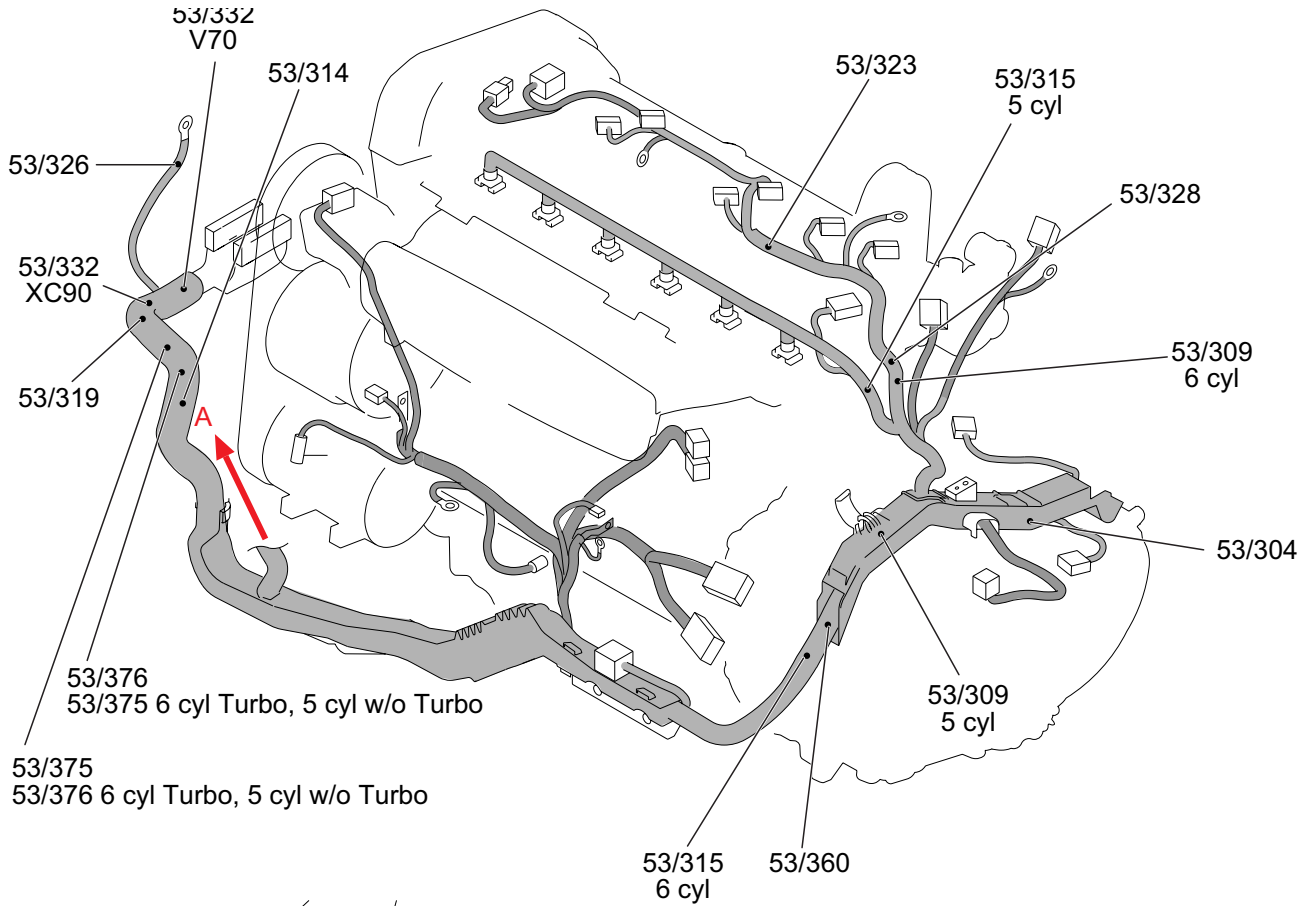


53/737



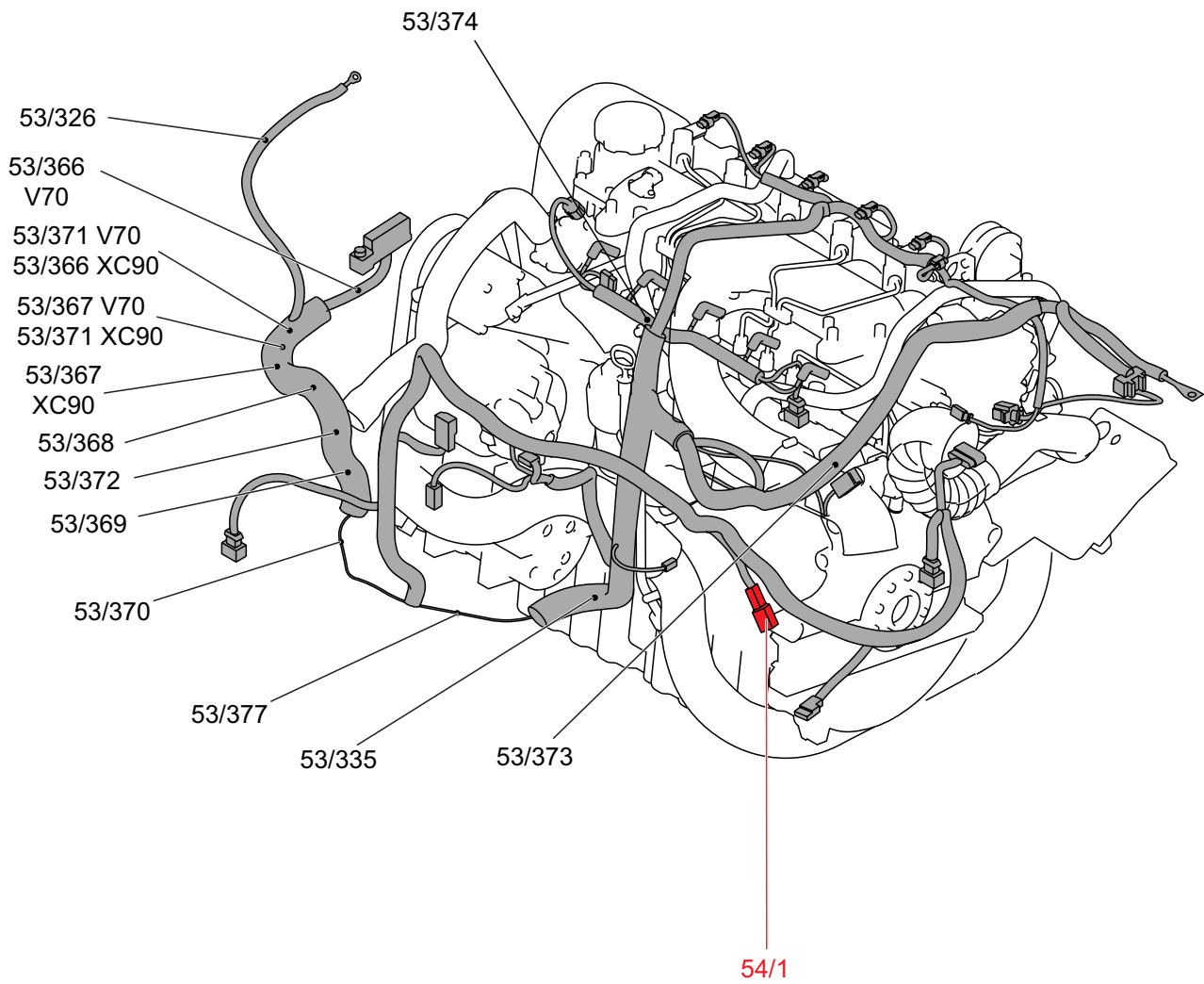
Cable harnesses' routing in vehicle

Engine harness Gasoline



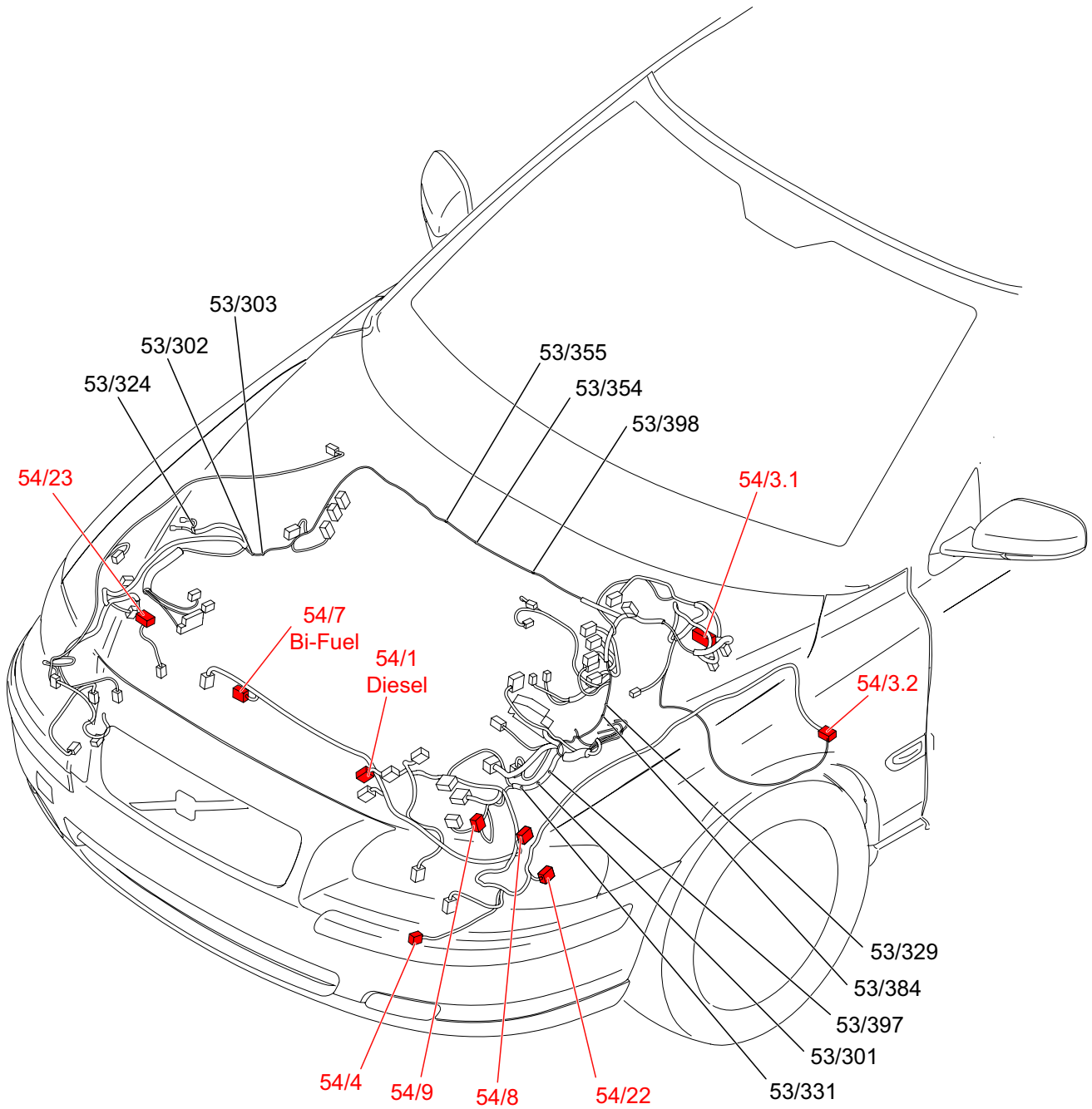
Cable harness routing in vehicle

Engine harness Diesel



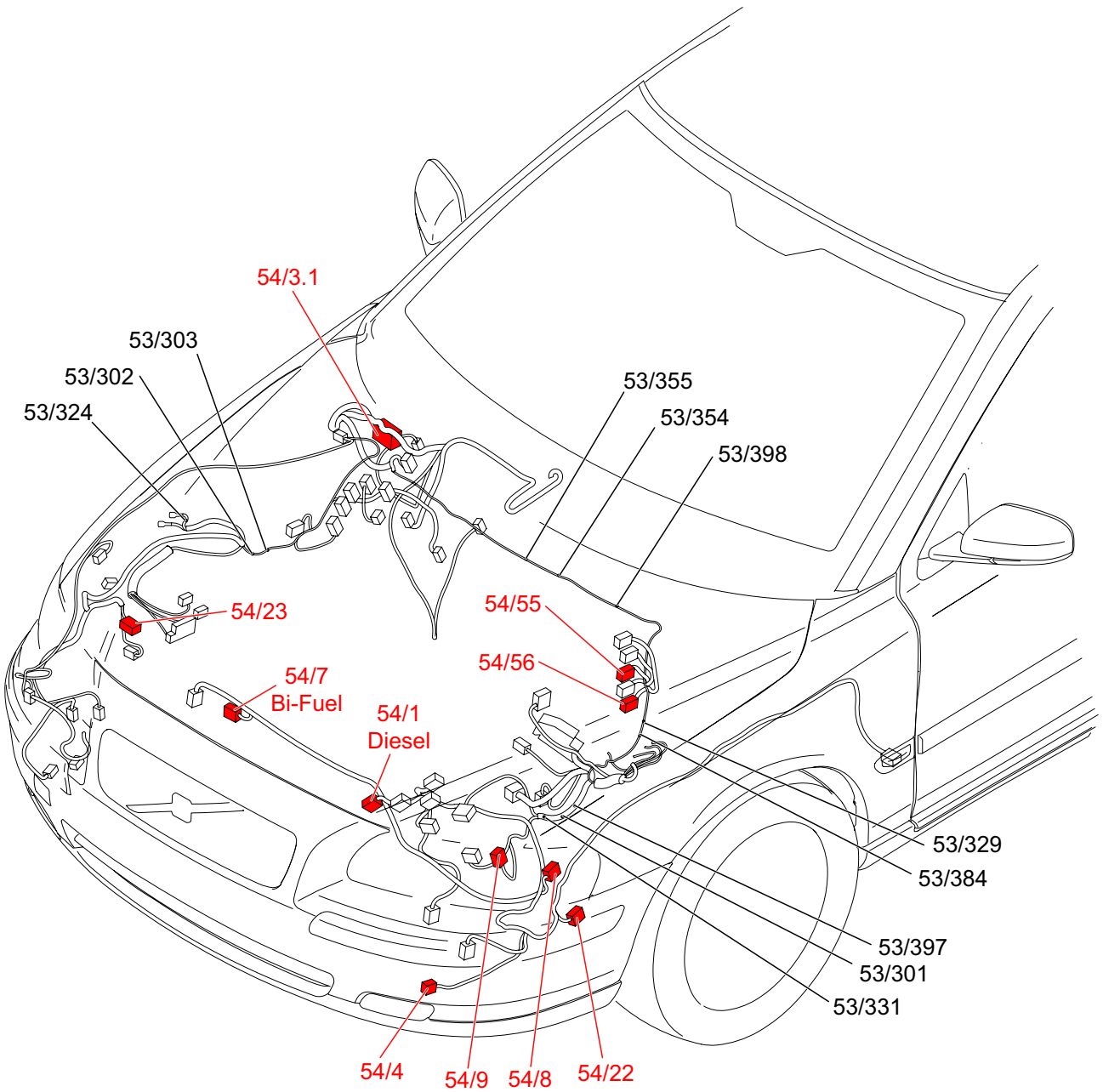
Cable harness routing in vehicle

Engine compartment harness LHD, V70



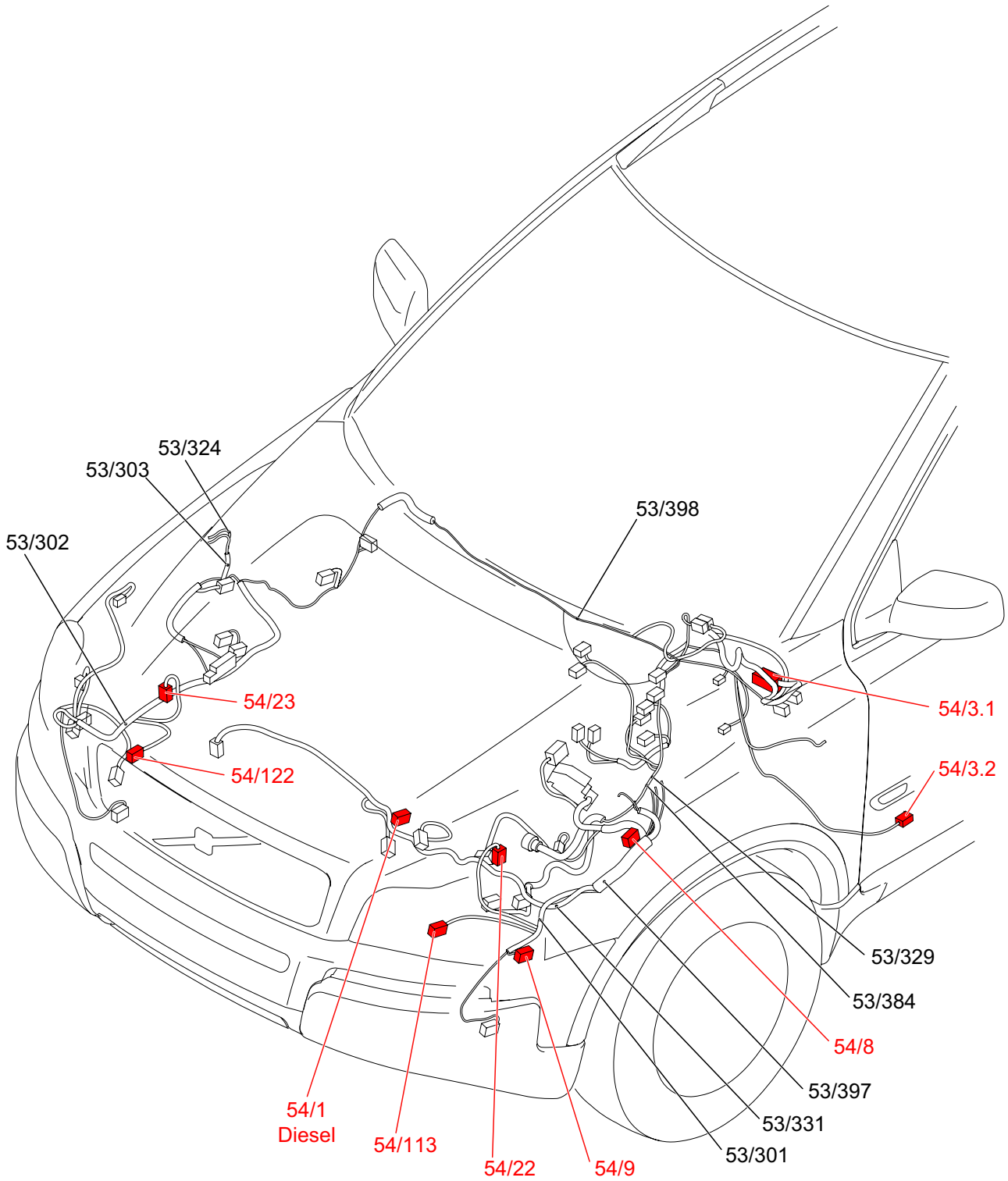
Cable harness routing in vehicle

Engine compartment harness RHD, V70



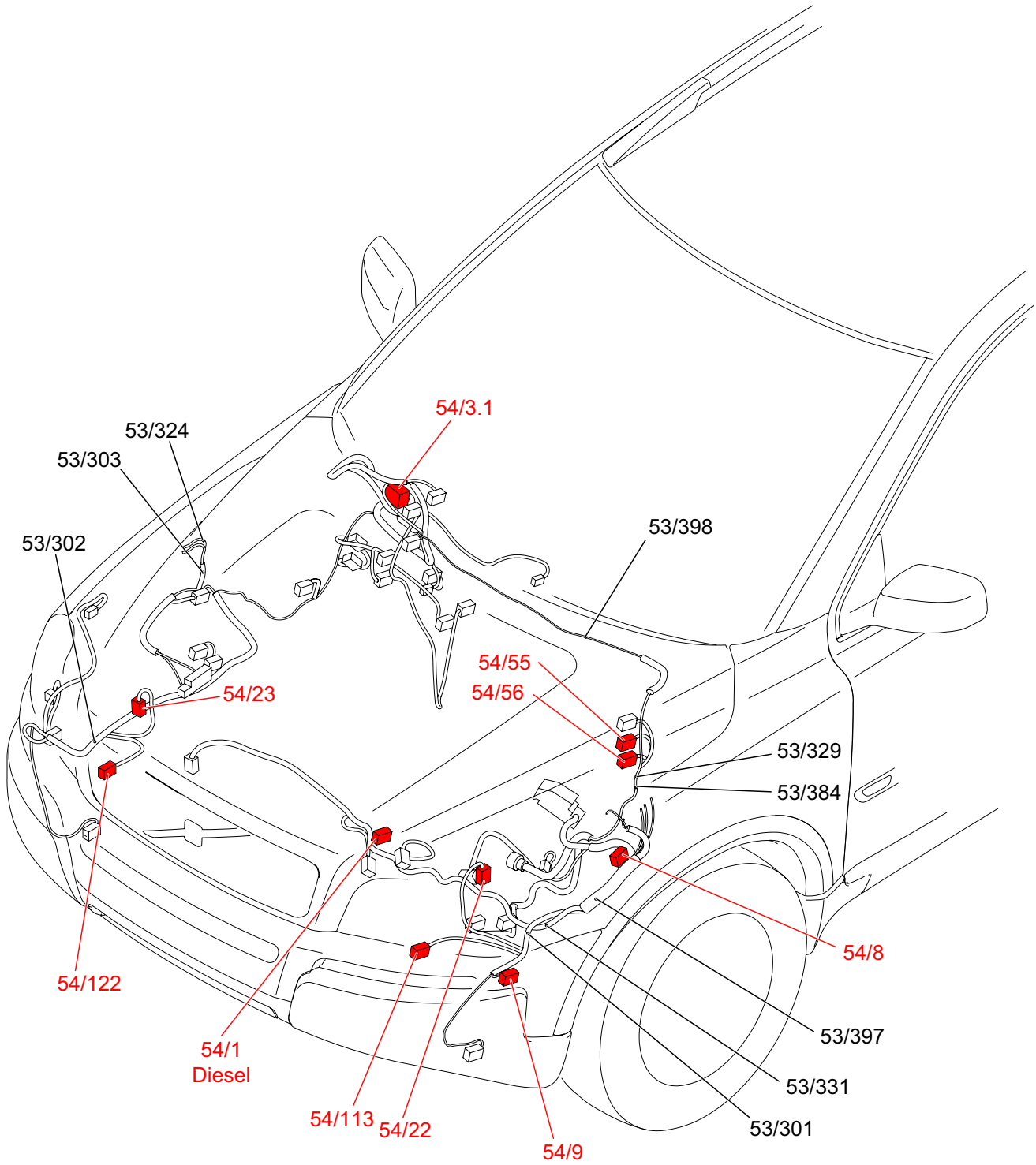
Cable harness routing in vehicle

Engine compartment harness LHD, XC90

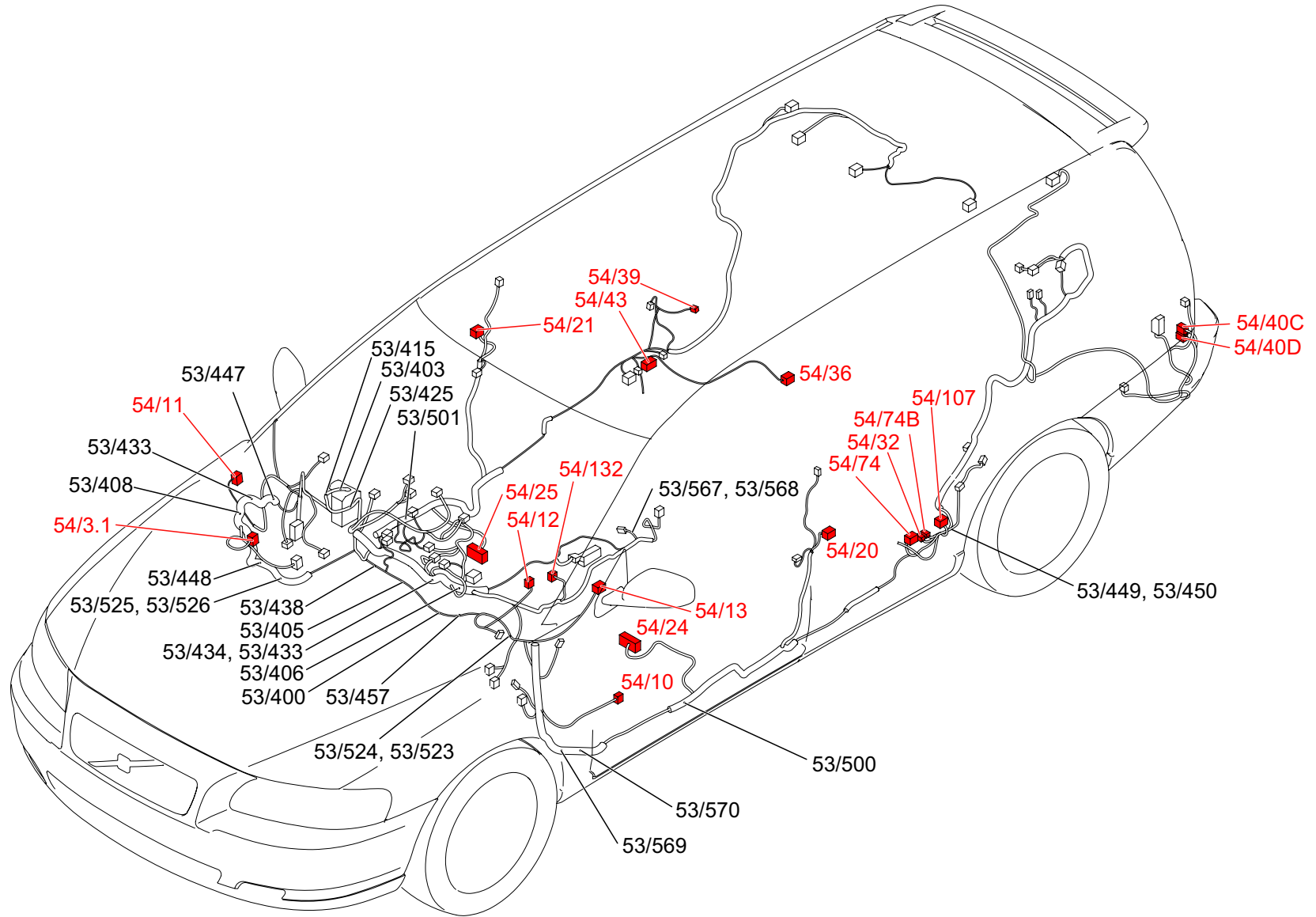


Cable harness routing in vehicle

Engine compartment harness RHD, XC90

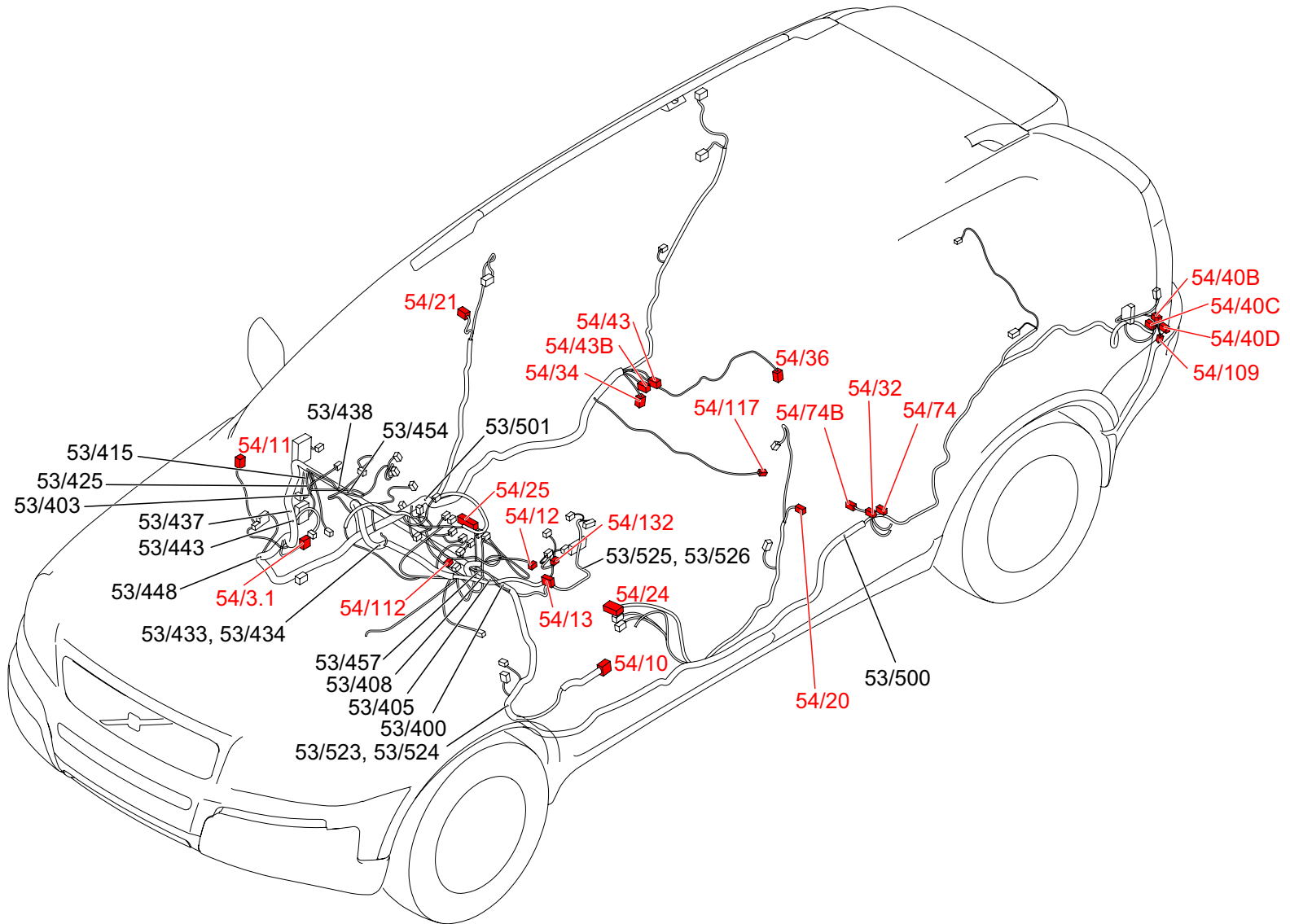


Cable harness routing in vehicle
Passenger compartment harness RHD, V70

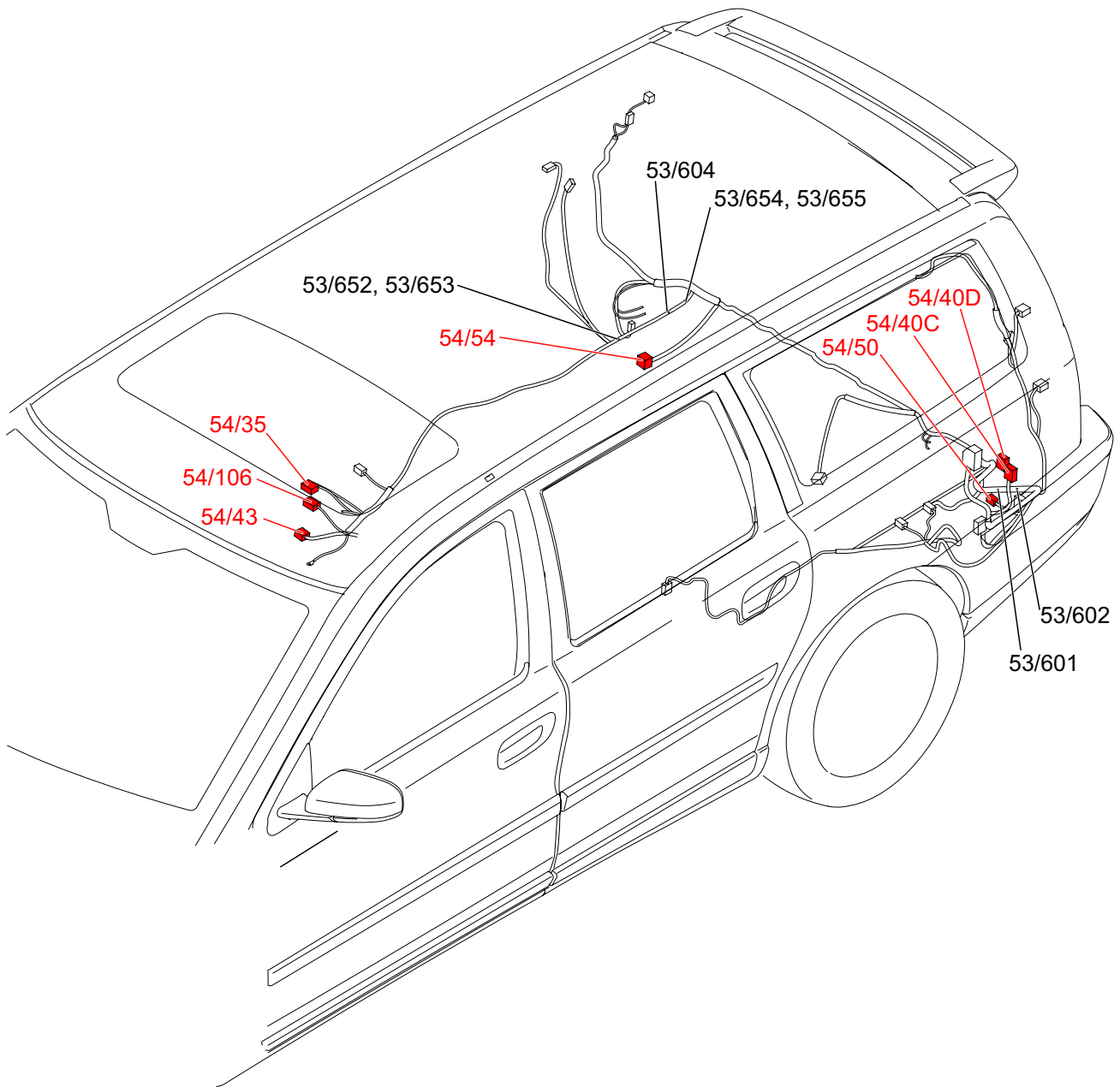


Cable harness routing in vehicle

Passenger compartment harness RHD, XC90

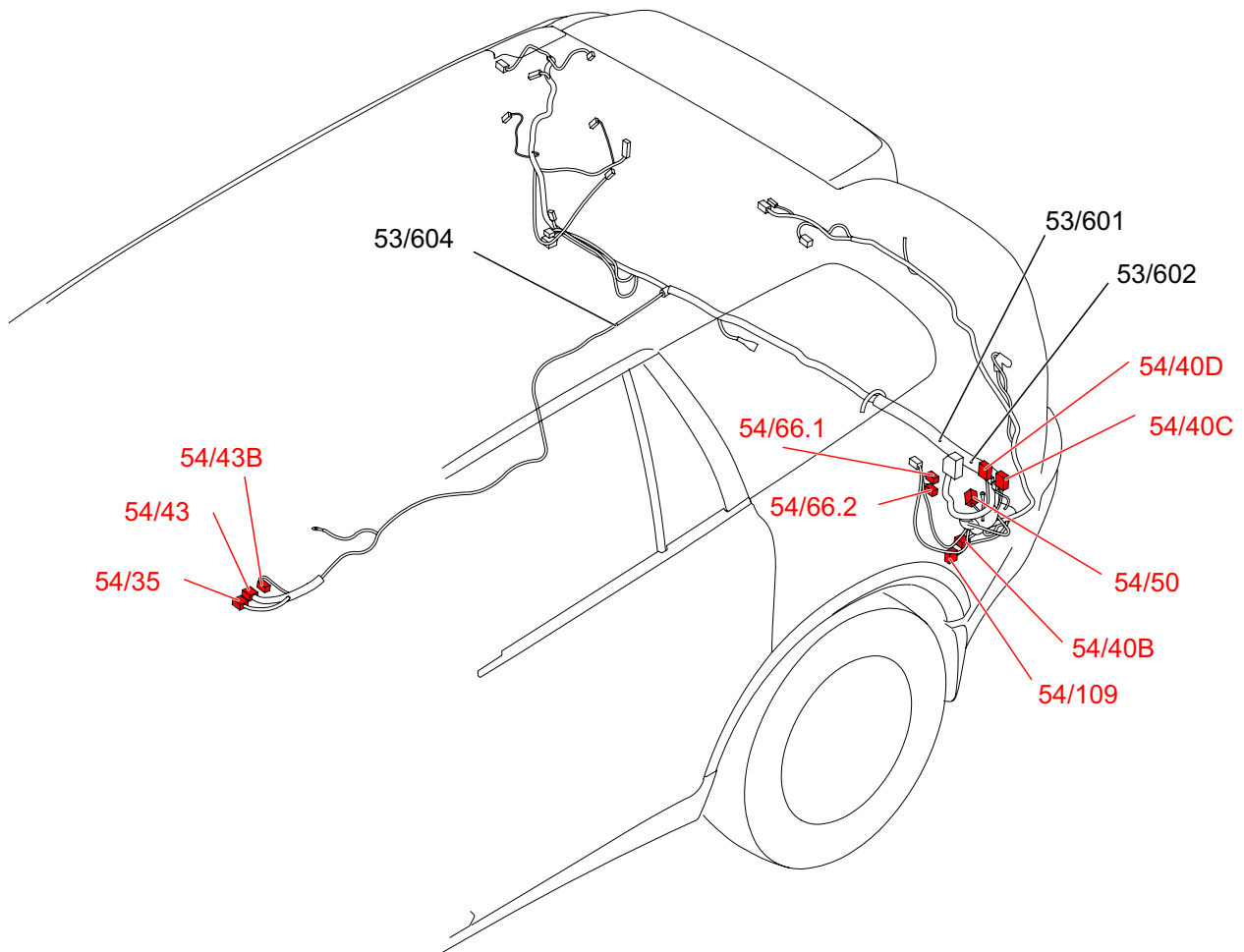


Cable harness routing in vehicle Cargo compartment harness V70



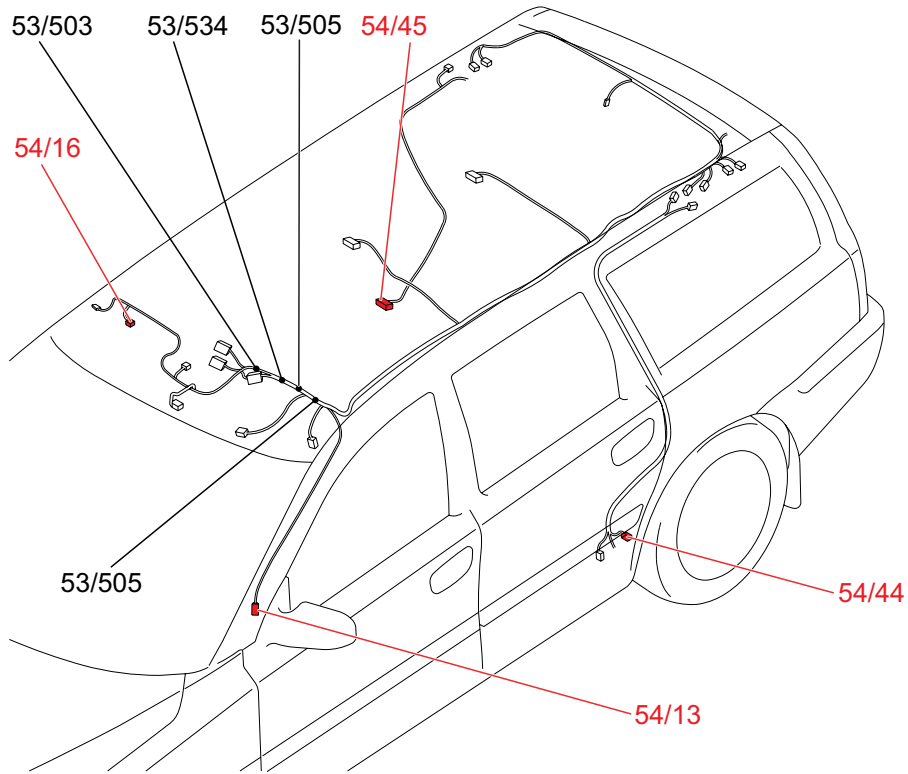
Cable harness routing in vehicle

Cargo compartment harness XC90

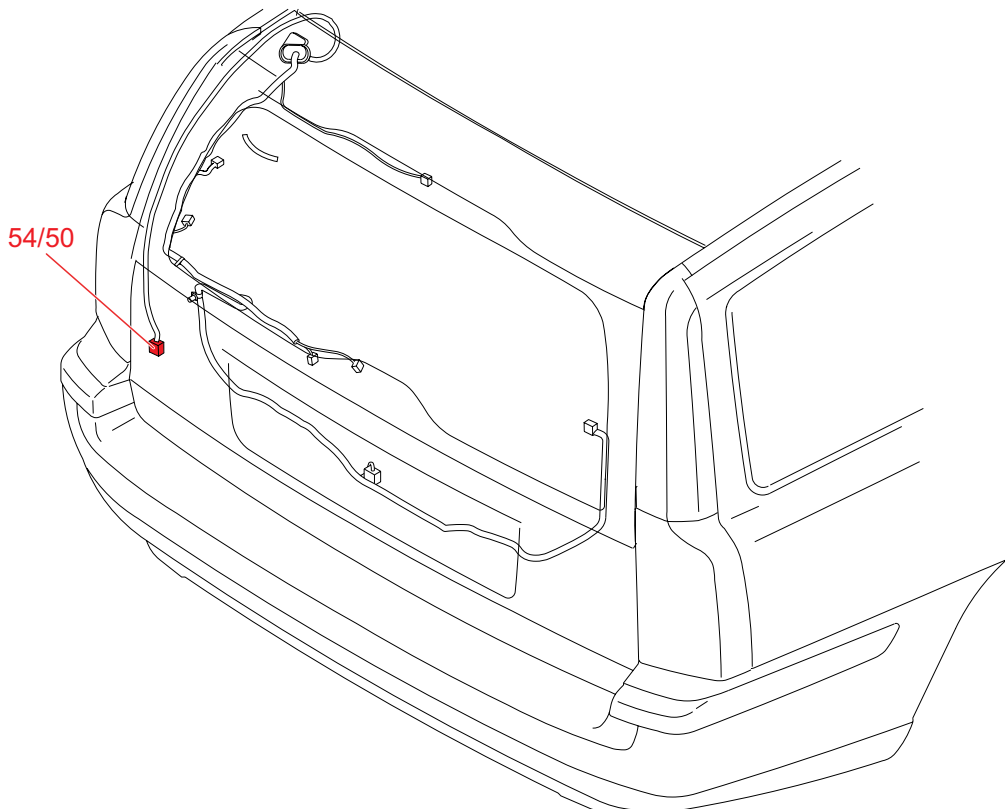


Cable harness routing in vehicle

Roof harness & Inflatable curtain harness V70

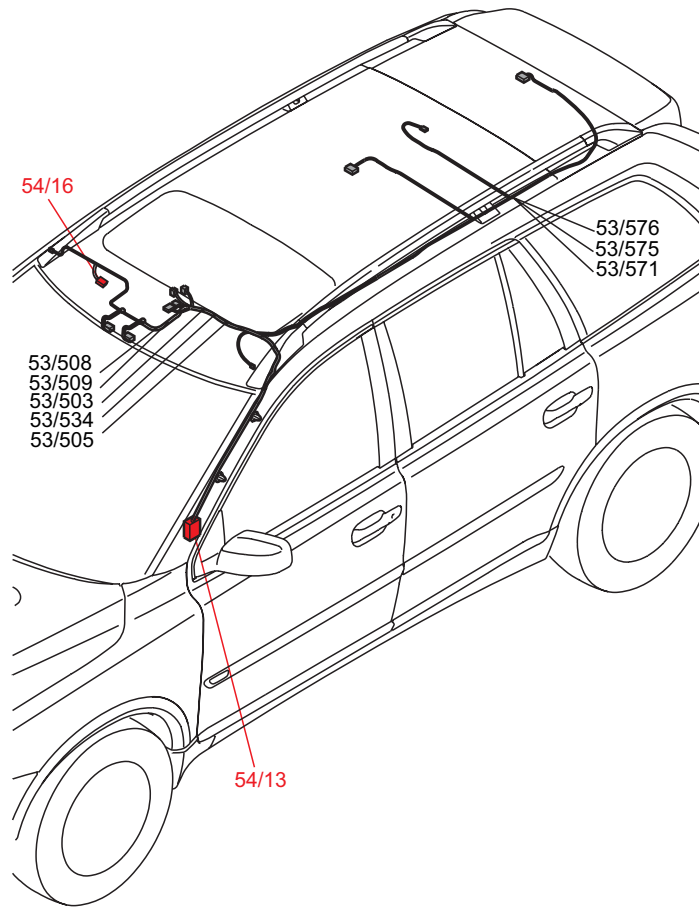


Tailgate harness V70

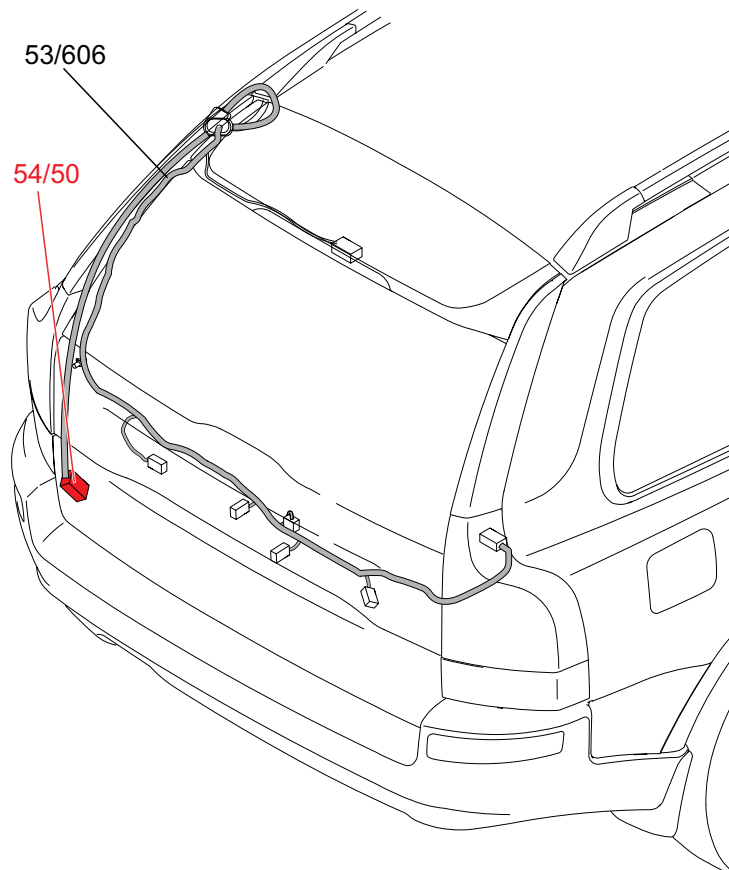


Cable harness routing in vehicle

Roof harness XC90

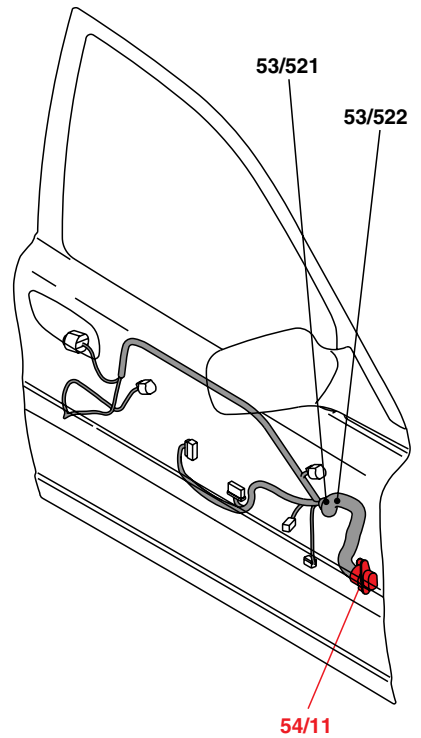
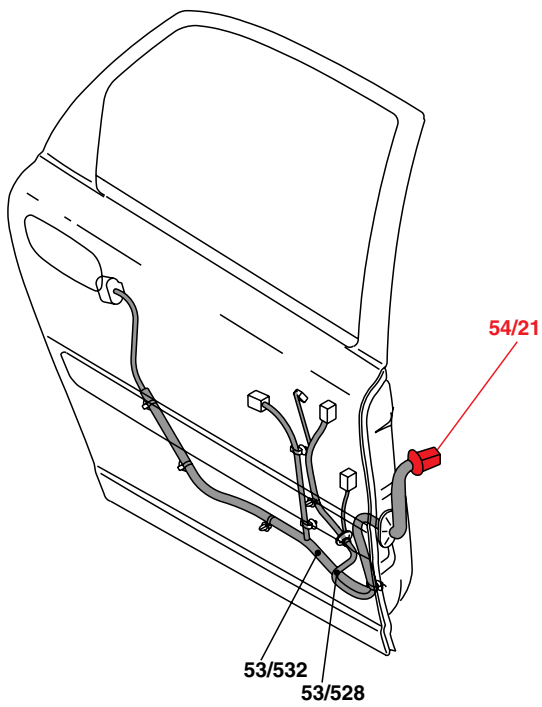
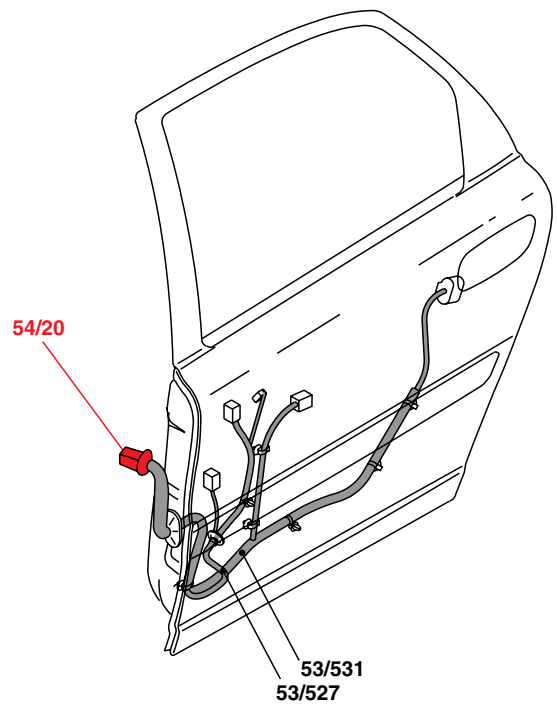
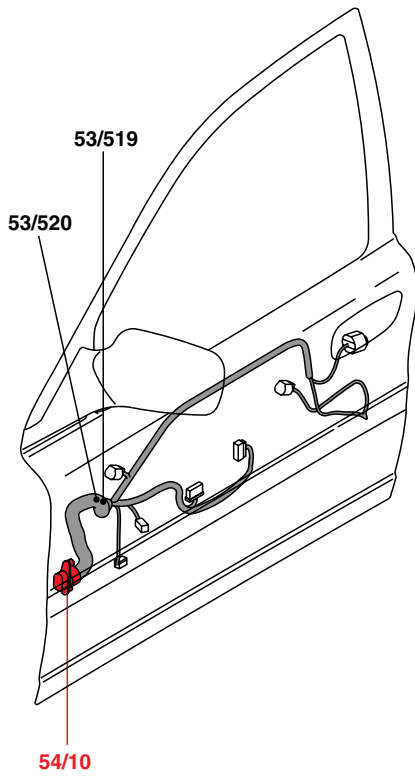


Tailgate harness XC90



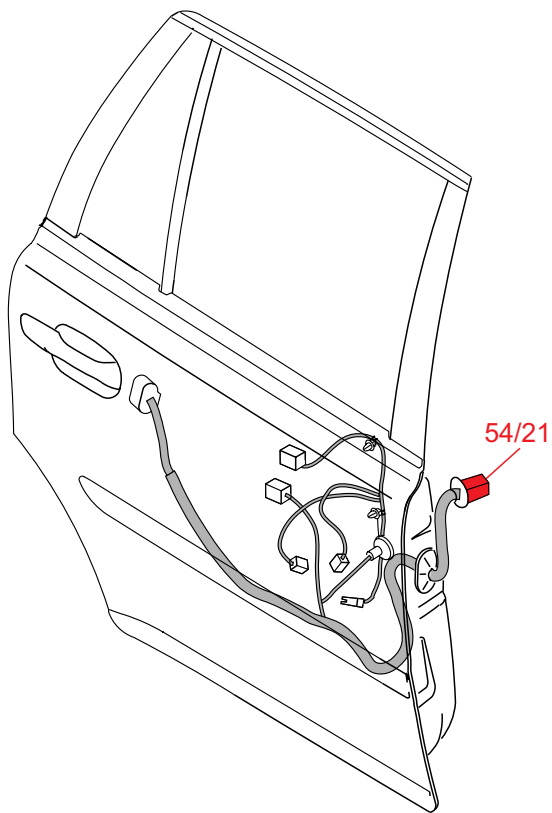
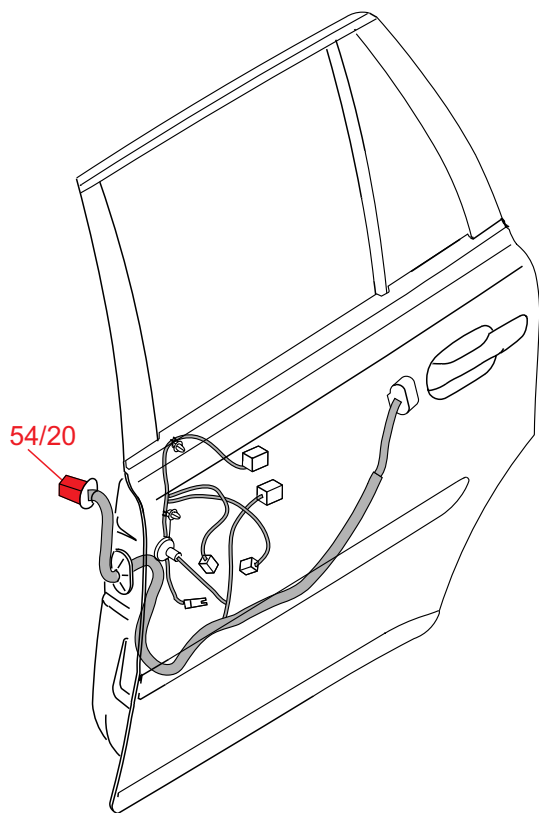
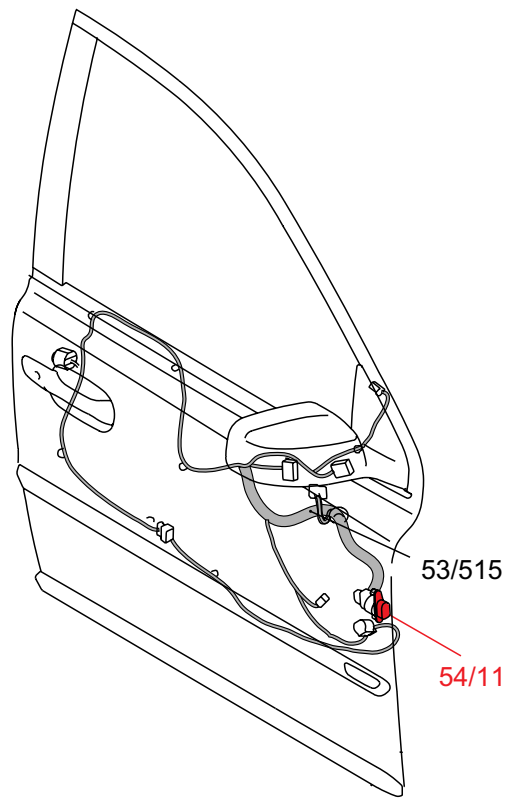
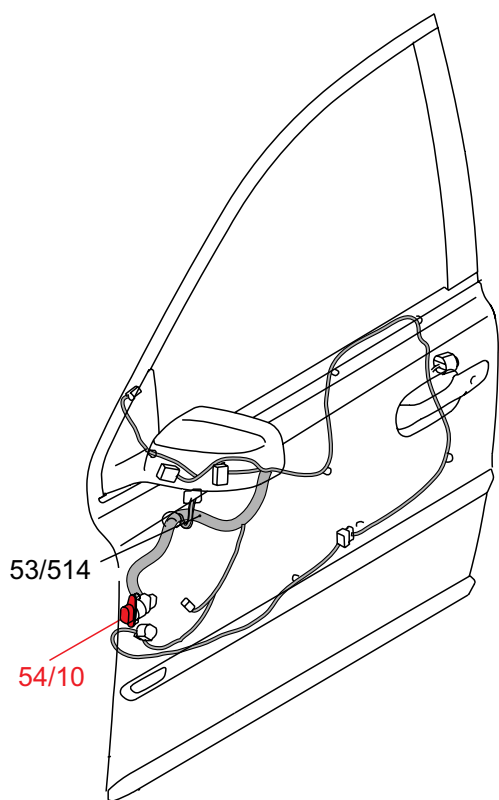
Cable harness routing in vehicle

Harness, doors V70



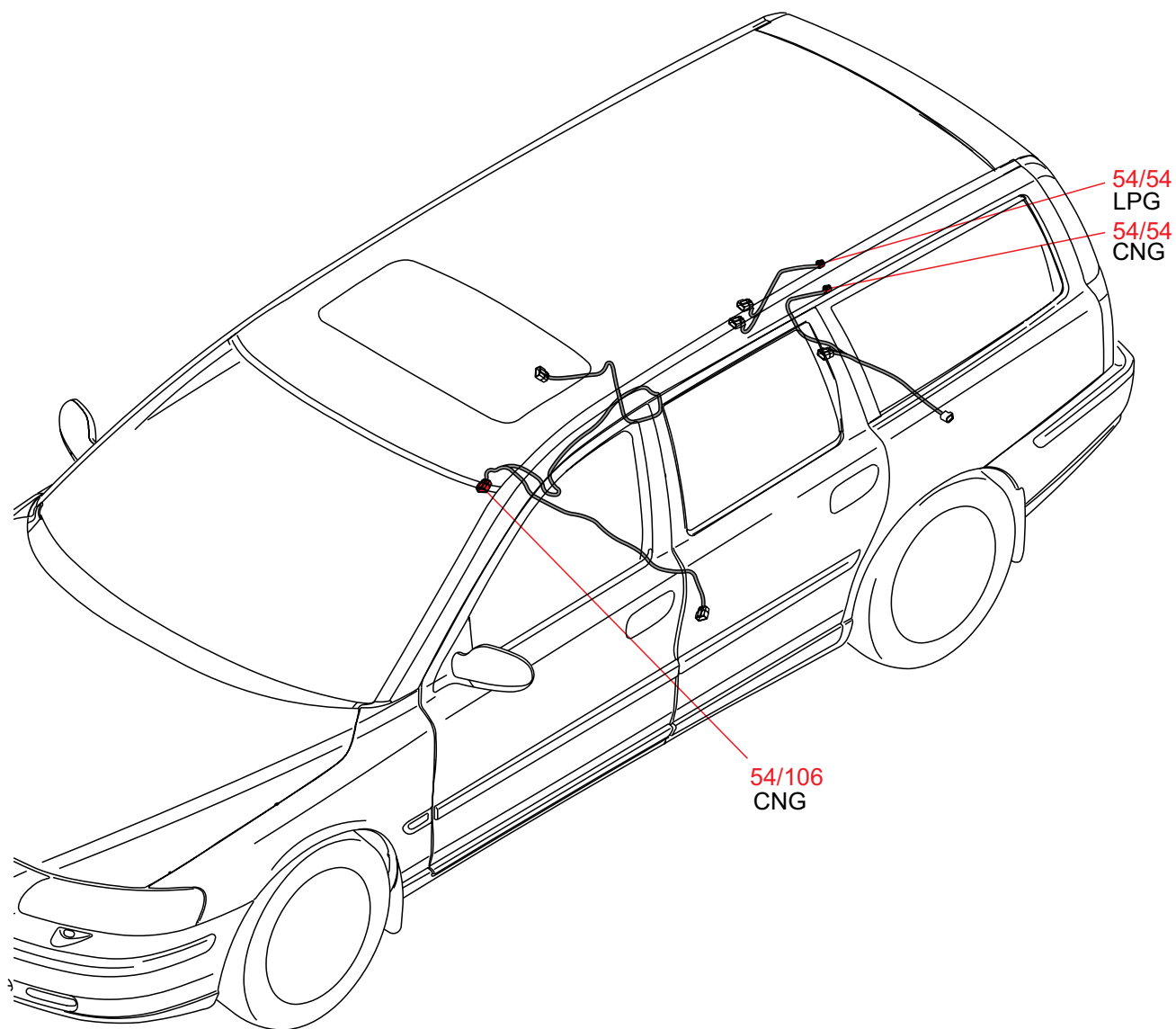
Cable harness routing in vehicle

Harness, doors XC90



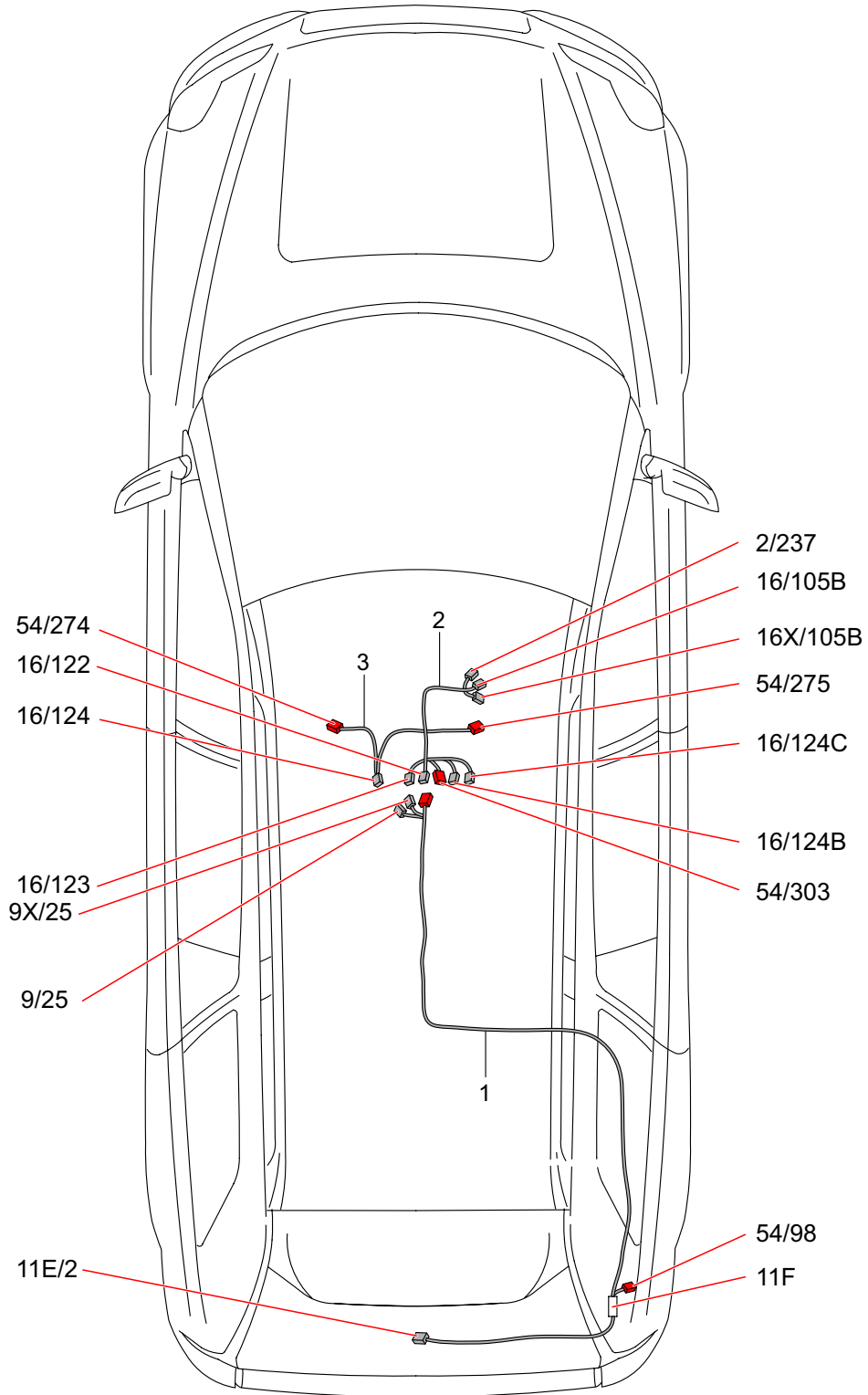
Cable harness routing in vehicle

Harnesses Bi-Fuel V70



Cable harness routing in vehicle

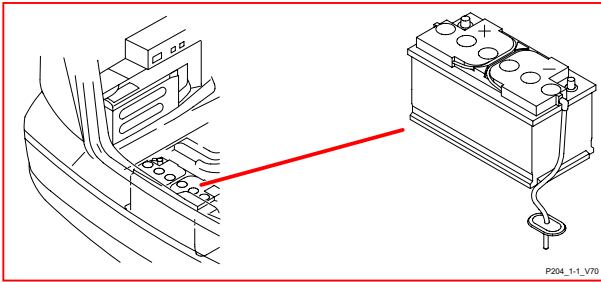
Rear Seat Entertainment XC90



Component illustrations

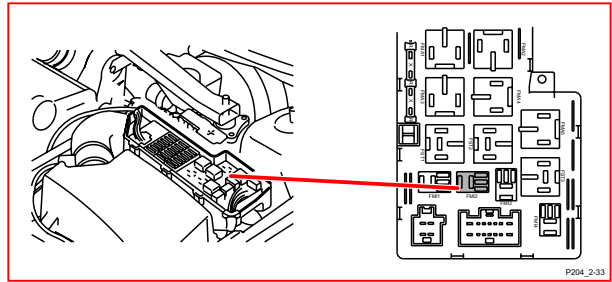
1/1 - 2/90

1/1 Battery V70



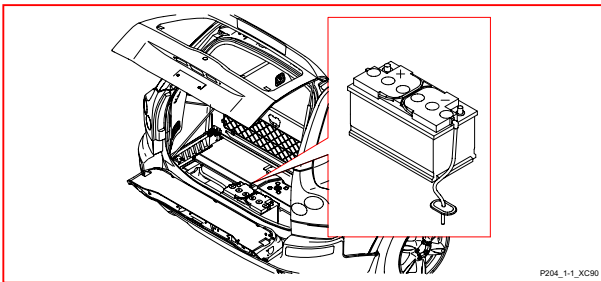
P204_1-1_V70

2/33 Relay, fuel system



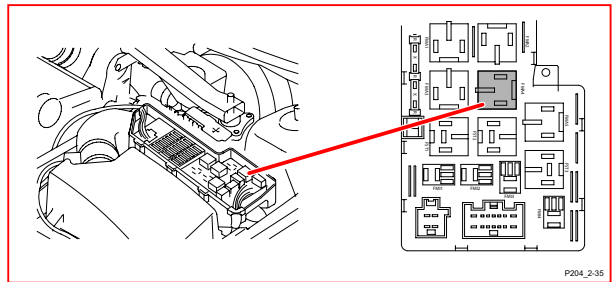
P204_2-33

1/1 Battery XC90



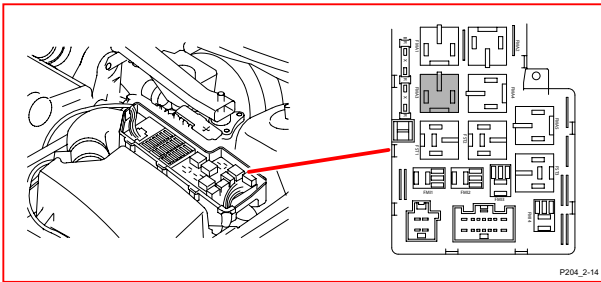
P204_1-1_XC90

2/35 Starter motor relay



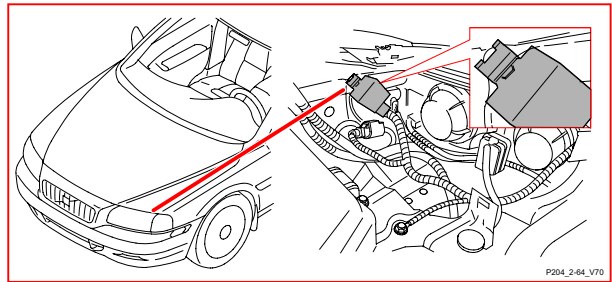
P204_2-35

2/14 Relay, glow plug unit



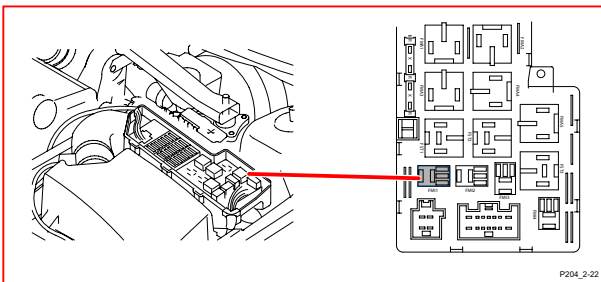
P204_2-14

2/64 Relay extra lights V70



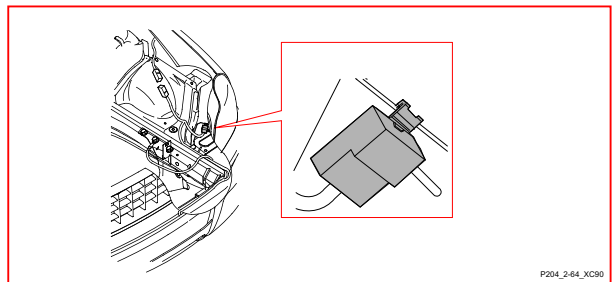
P204_2-64_V70

2/22 Relay, climate control system



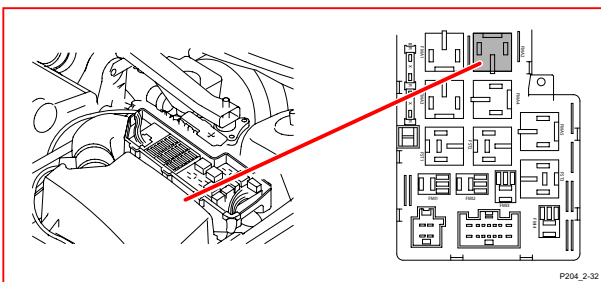
P204_2-22

2/64 Relay extra lights XC90



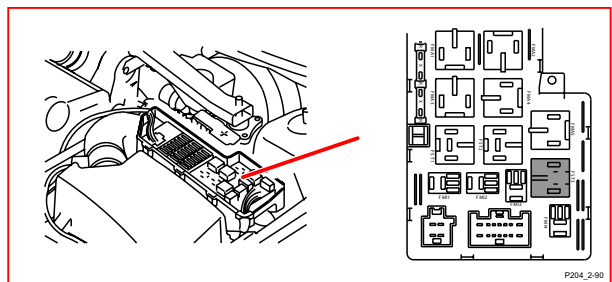
P204_2-64_XC90

2/32 Main relay, engine management system



P204_2-32

2/90 Relay, windshield wiper, low/high speed

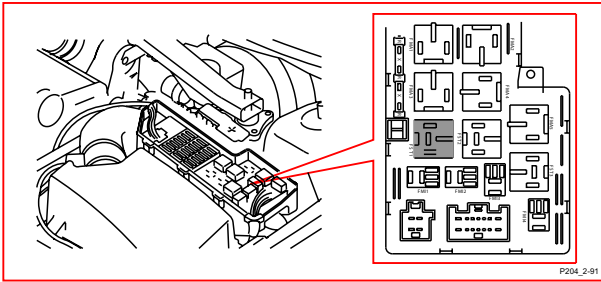


P204_2-90

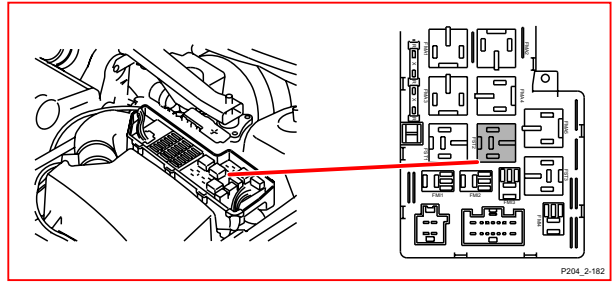
Component illustrations

2/91 - 2/237

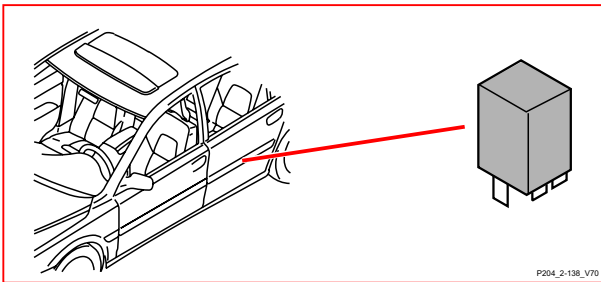
2/91 Relay, intermittent wiping



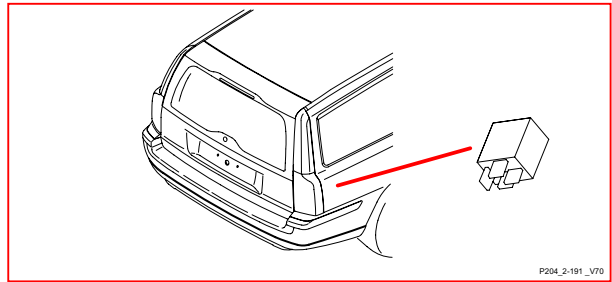
2/182 Relay, high pressure headlight washer motor



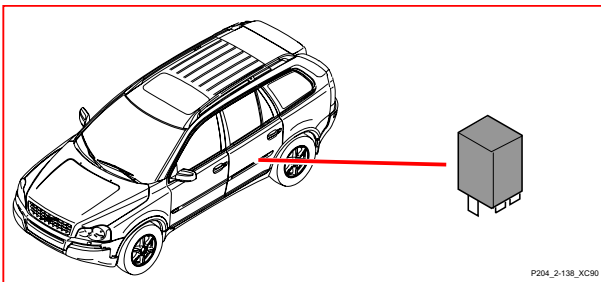
2/138 Deadlock relay left rear door V70



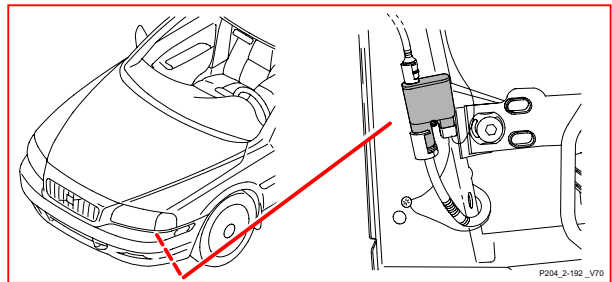
2/191 Relay, remote parking heater start, radio signal



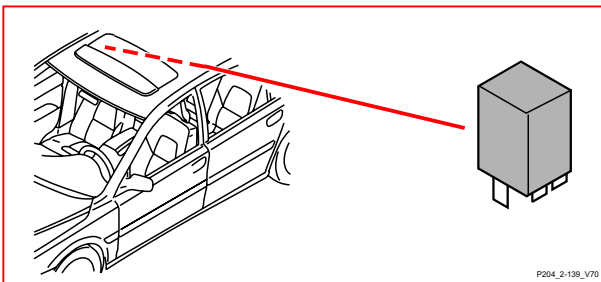
2/138 Deadlock relay left rear door XC90



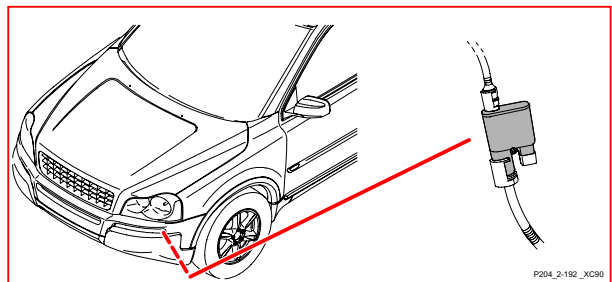
2/192 Relay (230 V) electric engine heater V70



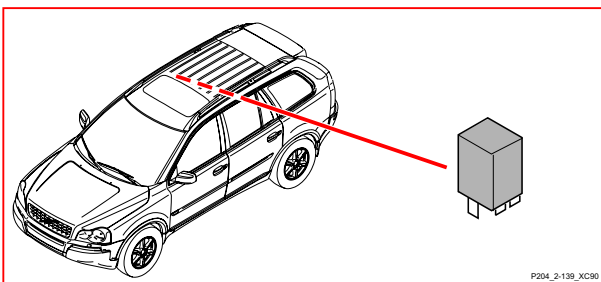
2/139 Deadlock relay right rear door V70



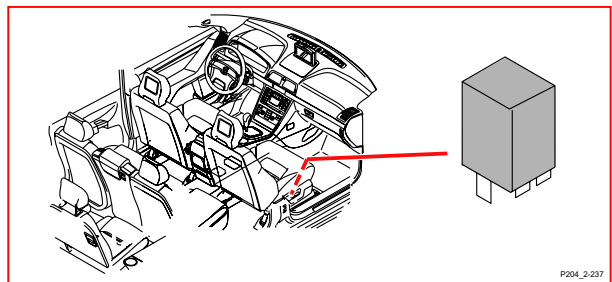
2/192 Relay (230 V) electric engine heater XC90



2/139 Deadlock relay right rear door XC90



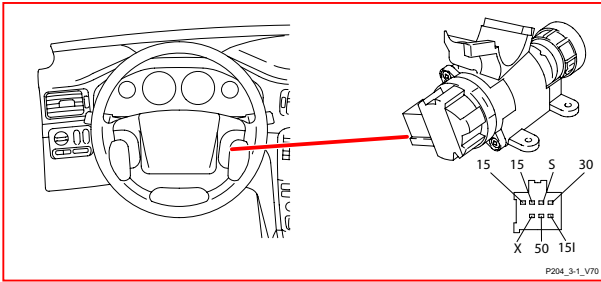
2/237 Disconnect relay, rear speaker



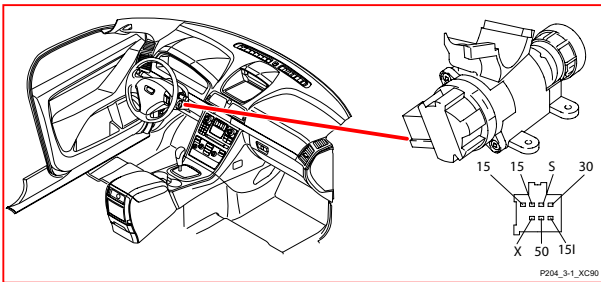
Component illustrations

3/1 - 3/10

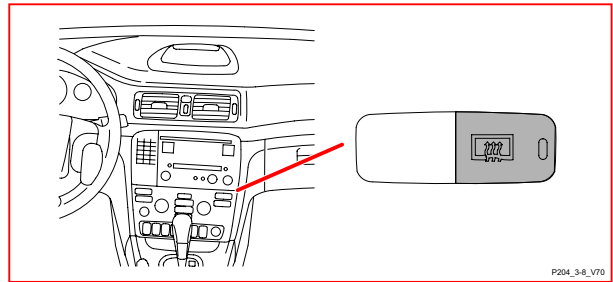
3/1 Ignition V70



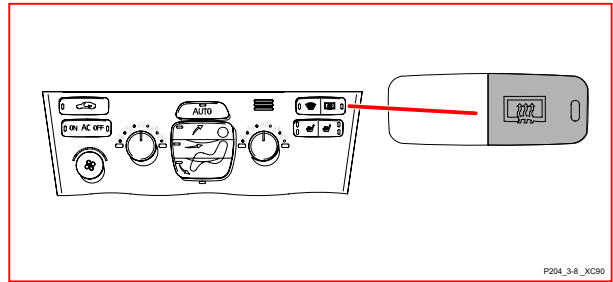
3/1 Ignition XC90



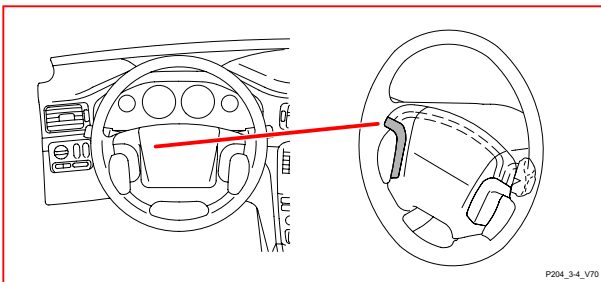
3/8 Switch heated rear window/rear-view mirrors V70



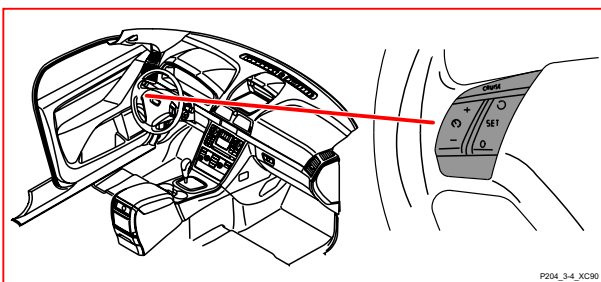
3/8 Switch heated rear window/rear-view mirrors XC90



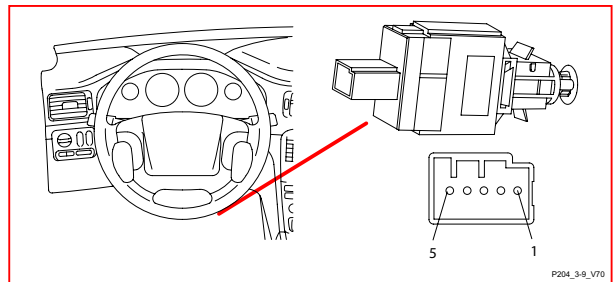
3/4 Switch unit cruise control (SWS) V70



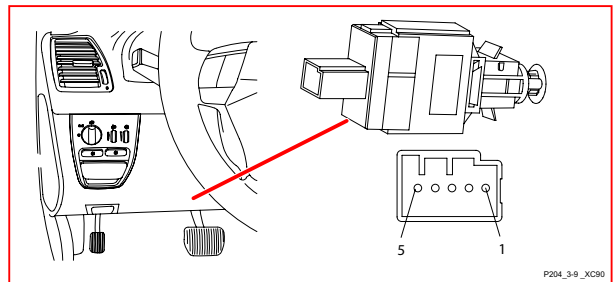
3/4 Switch unit cruise control (SWS) XC90



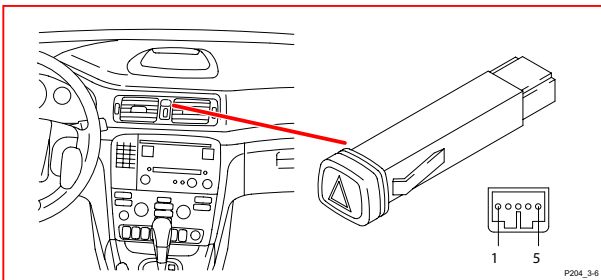
3/9 Contact brake light V70



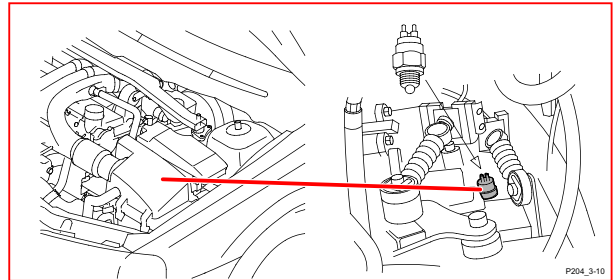
3/9 Contact brake light XC90



3/6 Hazard warning flasher switch



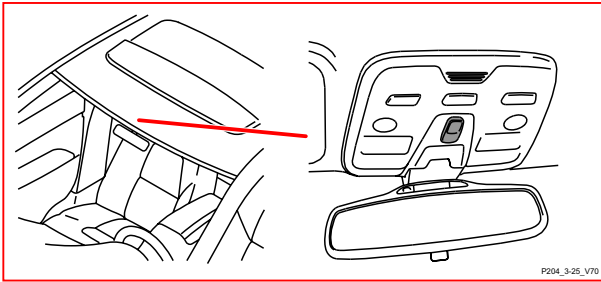
3/10 Reversing light contact



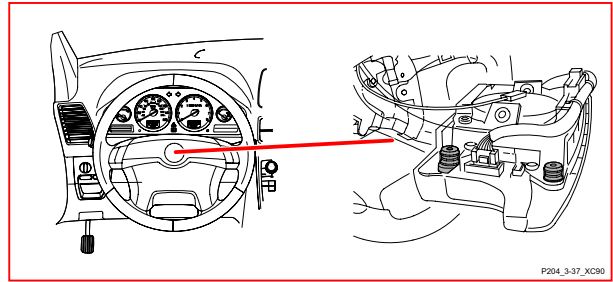
Component illustrations

3/25 - 3/59

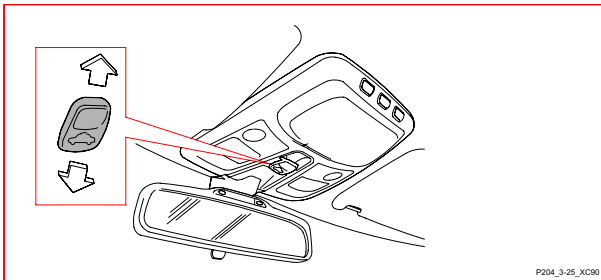
3/25 Switch power sunroof V70



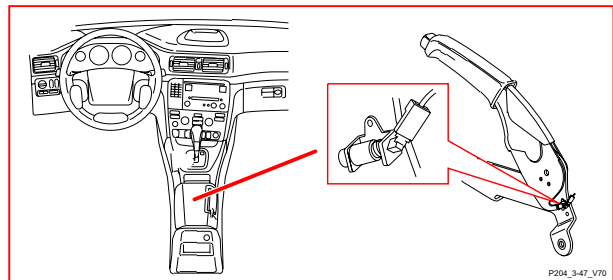
3/37 Contact horn XC90



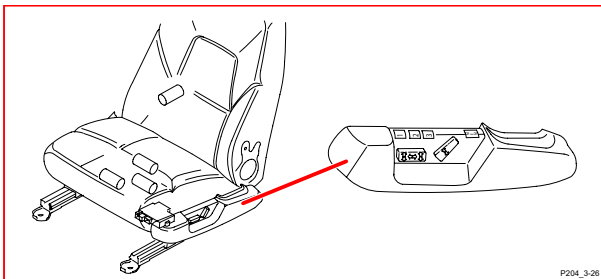
3/25 Switch power sunroof XC90



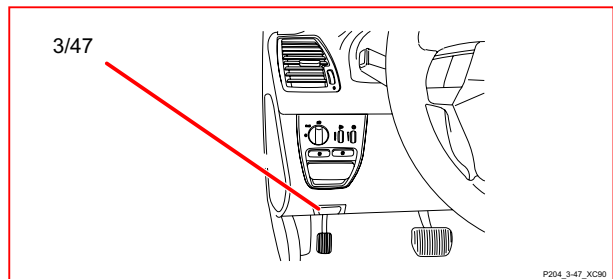
3/47 Contact parking brake V70



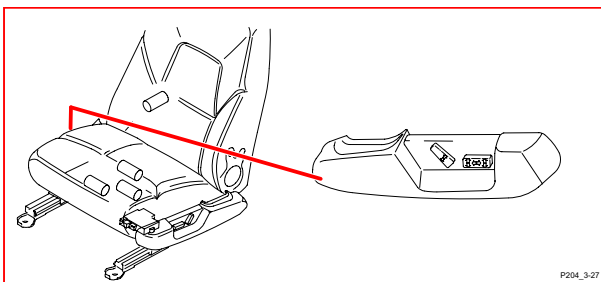
3/26 Power driver's seat module



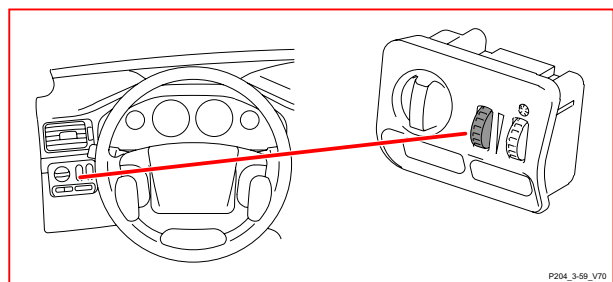
3/47 Contact parking brake XC90



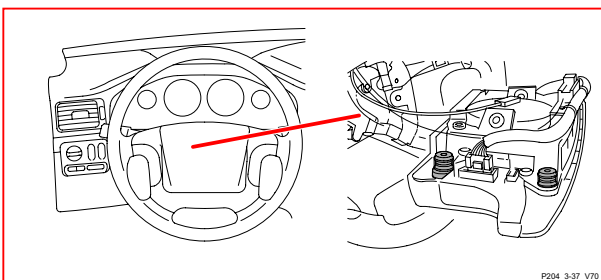
3/27 Power passenger seat module



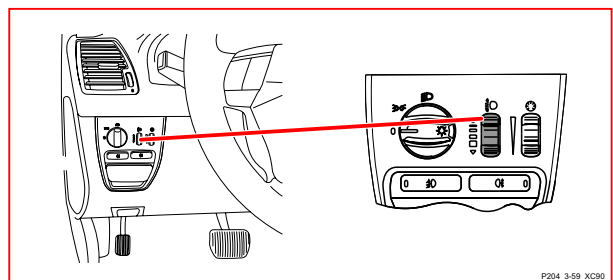
3/59 Control headlight adjustment V70



3/37 Contact horn V70



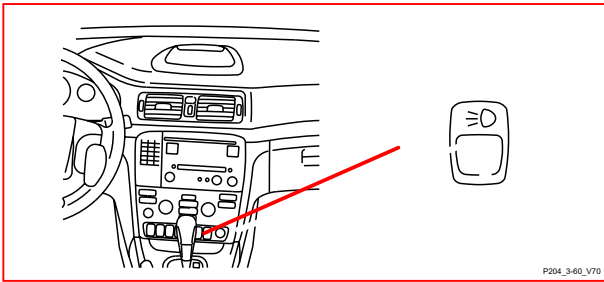
3/59 Control headlight adjustment XC90



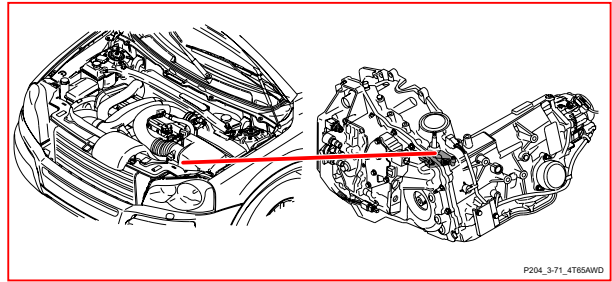
Component illustrations

3/60 - 3/74

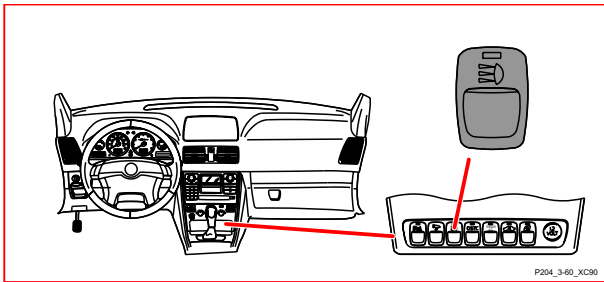
3/60 Switch extra lights V70



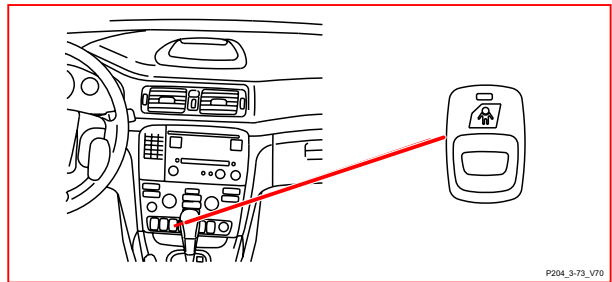
3/71 Contacts gear selector 4T65AWD



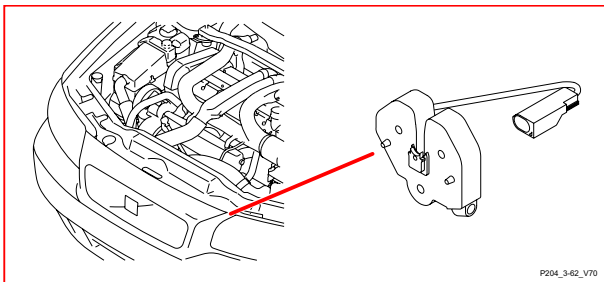
3/60 Switch extra lights XC90



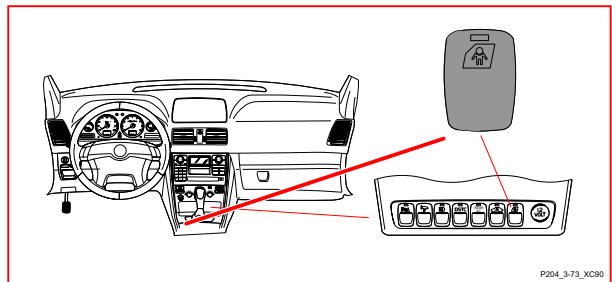
3/73 Switch child safety lock PCL V70



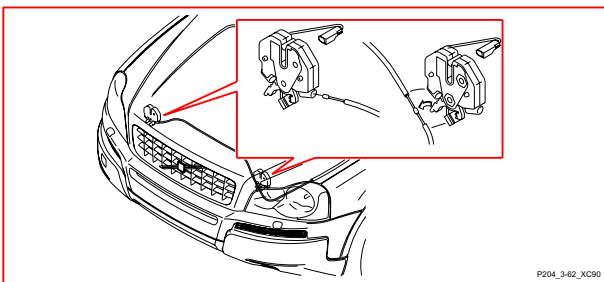
3/62 Hood alarm contact V70



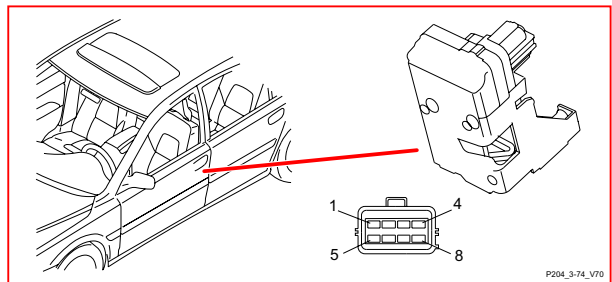
3/73 Switch child safety lock PCL XC90



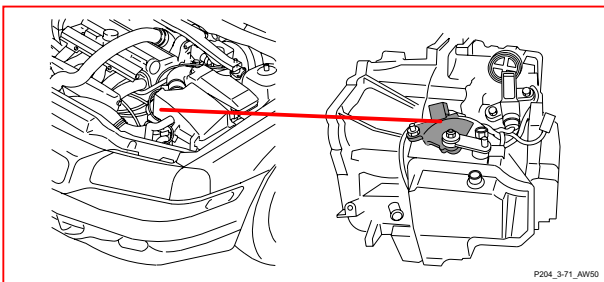
3/62 Hood alarm contact XC90



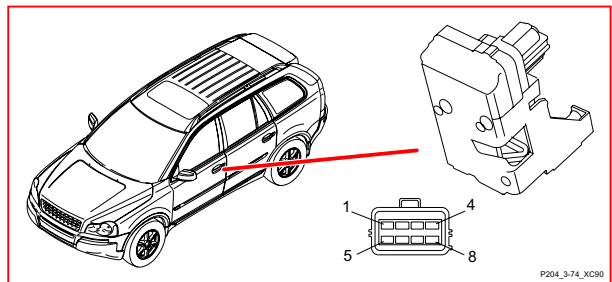
3/74 Lock unit left front door V70



3/71 Contacts gear selector AW50



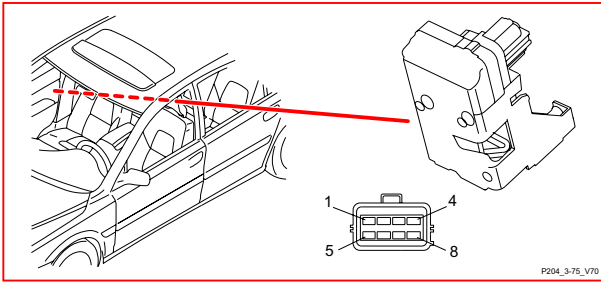
3/74 Front left door lock unit XC90



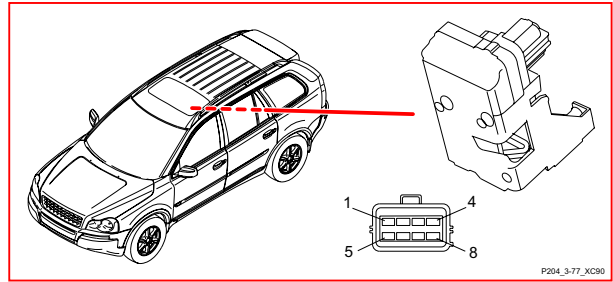
Component illustrations

3/75 - 3/80

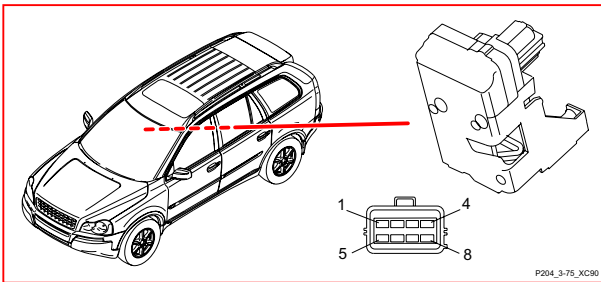
3/75 Lock unit right front door V70



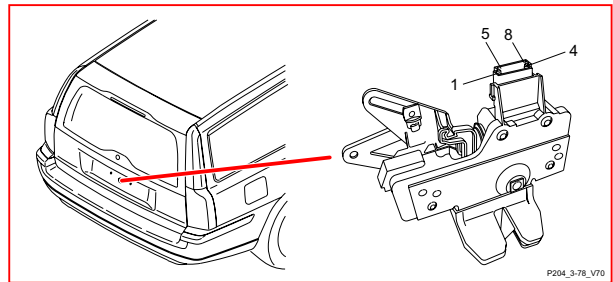
3/77 Right rear door lock unit XC90



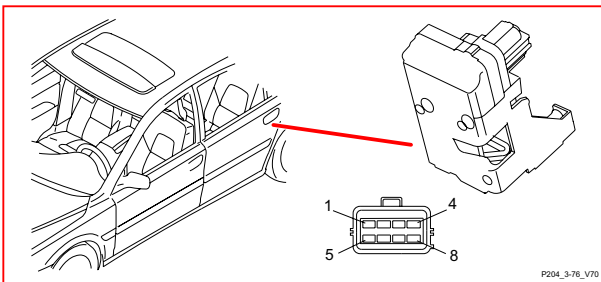
3/75 Lock unit front right door XC90



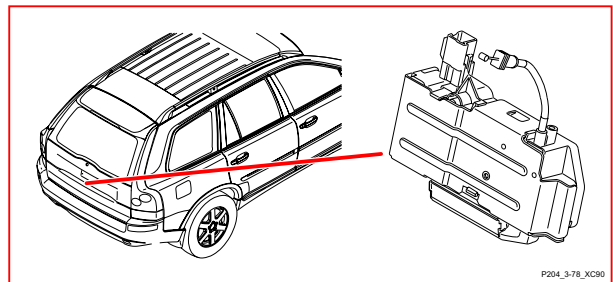
3/78 Tailgate lock unit V70



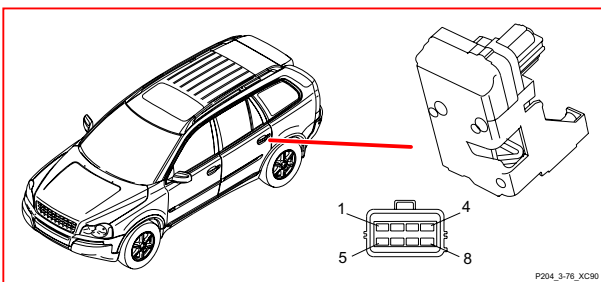
3/76 Lock unit left rear door V70



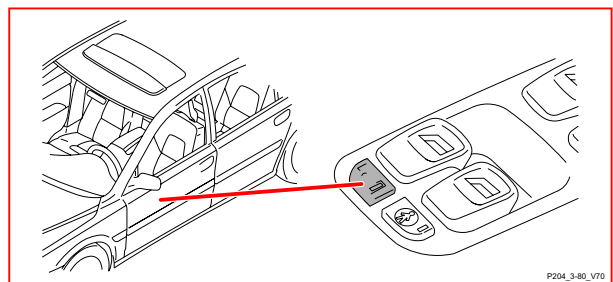
3/78 Tailgate lock unit XC90



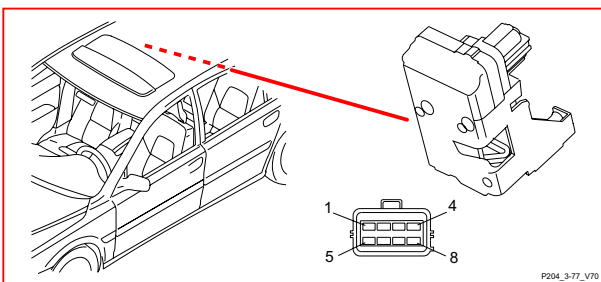
3/76 Left rear door lock unit XC90



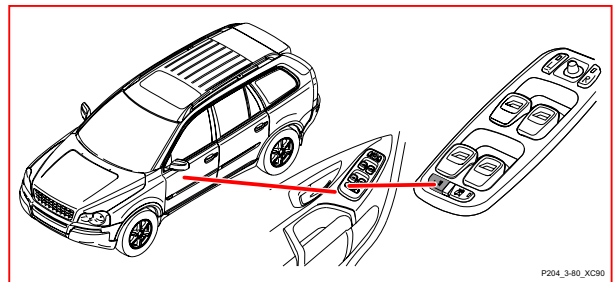
3/80 Switch central locking system left V70



3/77 Lock unit right rear door V70



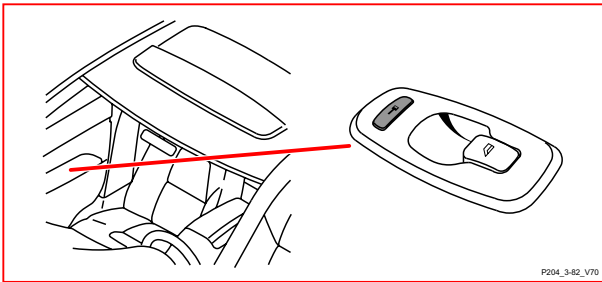
3/80 Switch central locking system left XC90



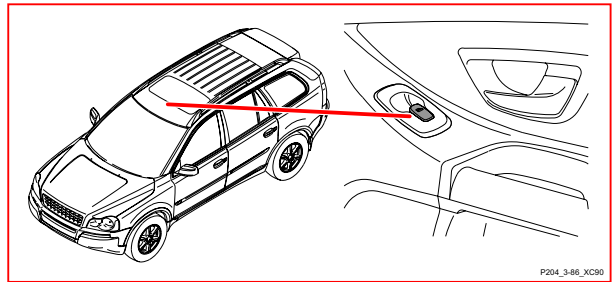
Component illustrations

3/82 - 3/92

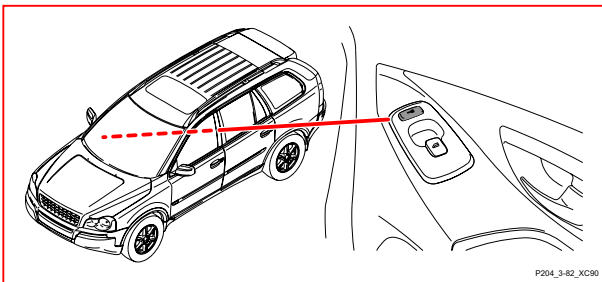
3/82 Switch central locking system right V70



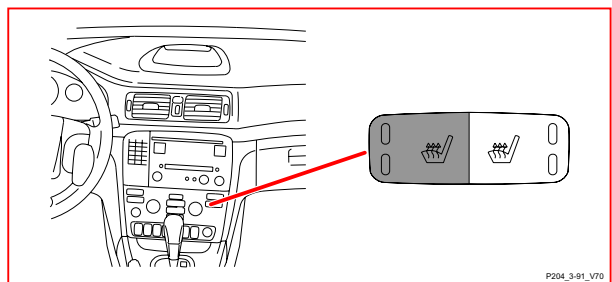
3/86 Right rear door power window switch XC90



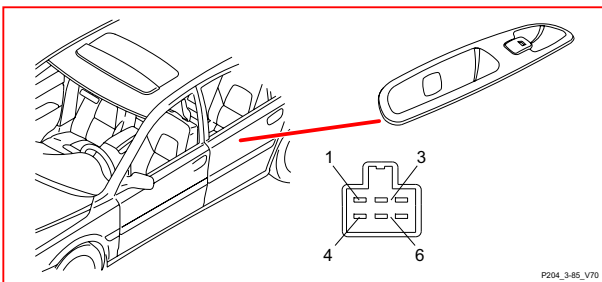
3/82 Switch central locking system right XC90



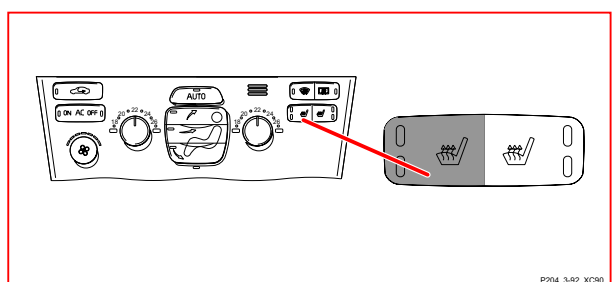
3/91 Switch heated seat left V70



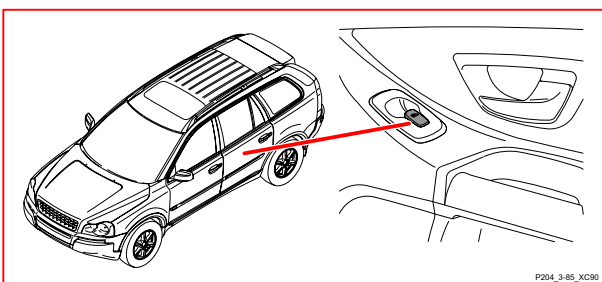
3/85 Left rear door power window switch V70



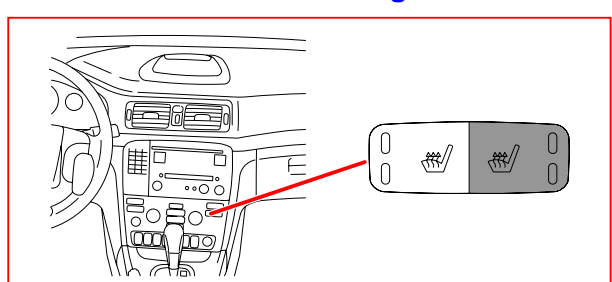
3/91 Switch heated seat left XC90



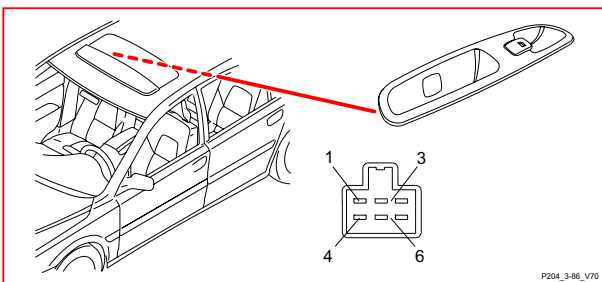
3/85 Left rear door power window switch XC90



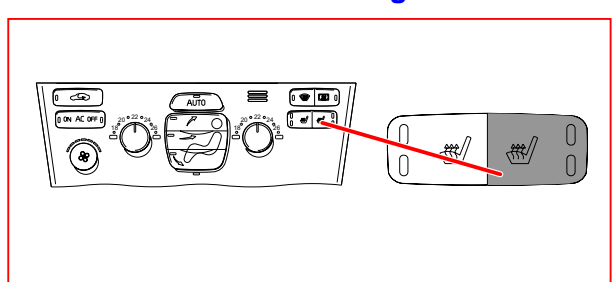
3/92 Switch heated seat right V70



3/86 Right rear door power window switch V70



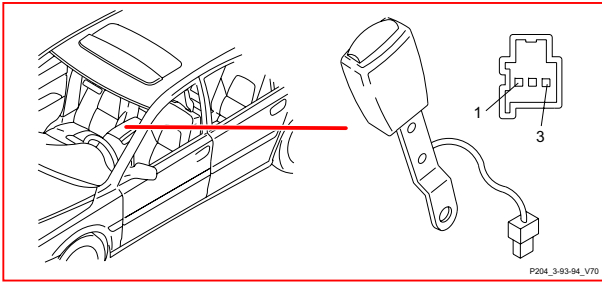
3/92 Switch heated seat right XC90



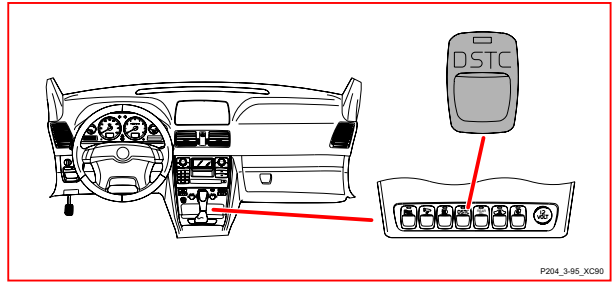
Component illustrations

3/93 - 3/112

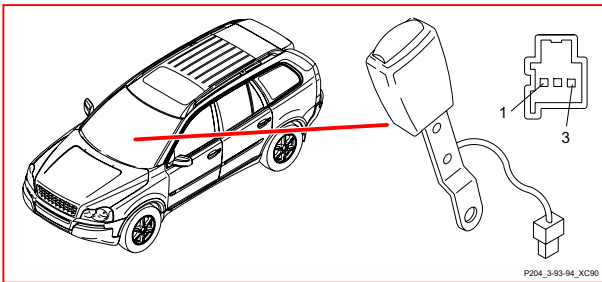
3/93 Switch, left seat belt buckle V70



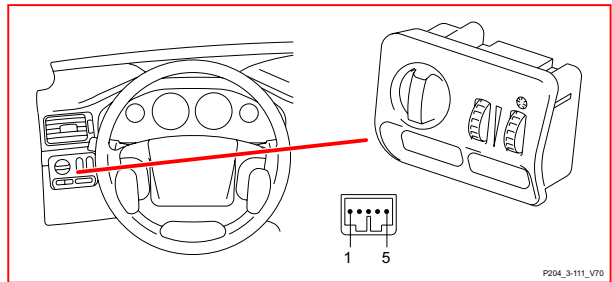
3/95 Switch spin control XC90



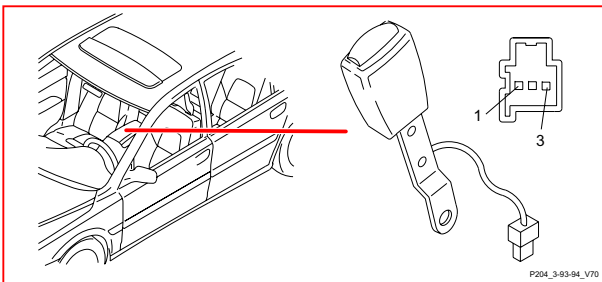
3/93 Switch, left seat belt buckle XC90



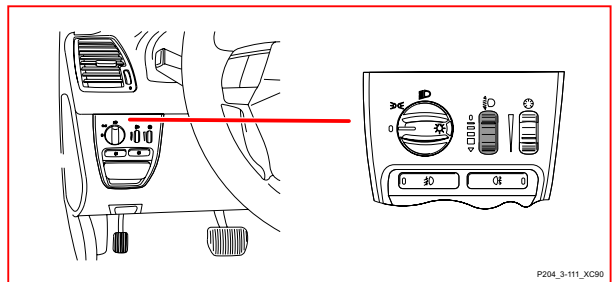
3/111 Light Switch Module (LSM) V70



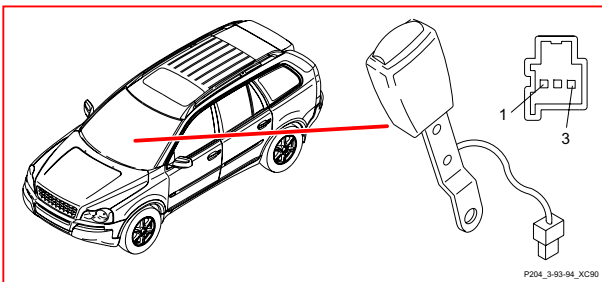
3/94 Switch, right seat belt buckle V70



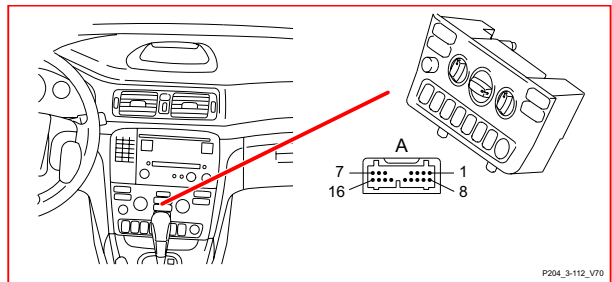
3/111 Light Switch Module (LSM) XC90



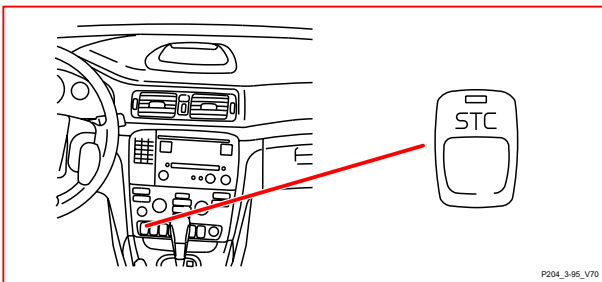
3/94 Switch, right seat belt buckle XC90



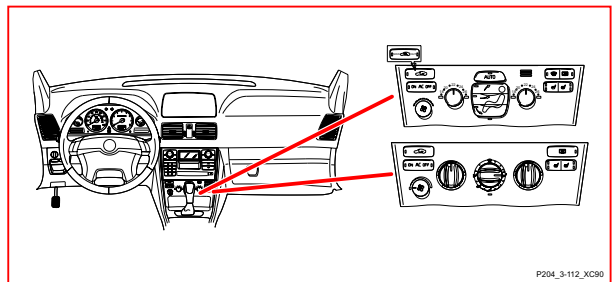
3/112 Climate Control Module (CCM) V70



3/95 Switch spin control V70



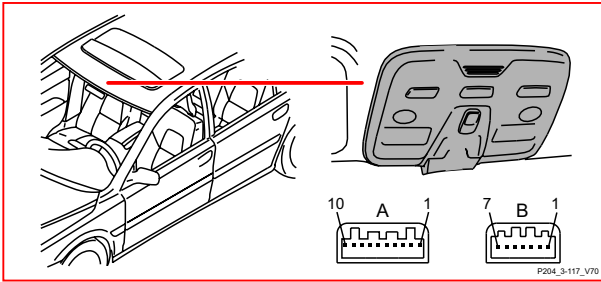
3/112 Climate Control Module (CCM) XC90



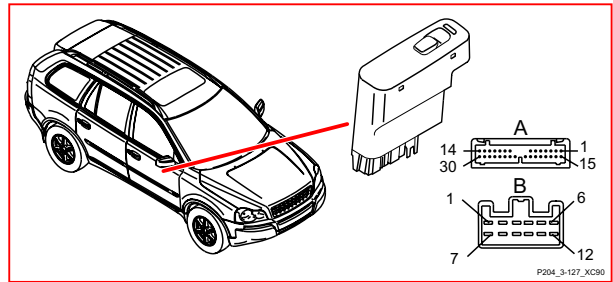
Component illustrations

3/117 - 3/155 V70

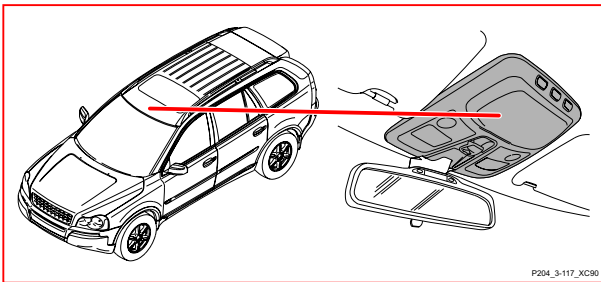
3/117 Ceiling light switch unit V70



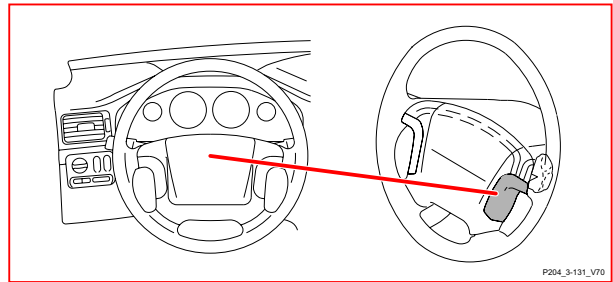
3/127 Passenger/Driver Door Module (PDM)/(DDM) XC90



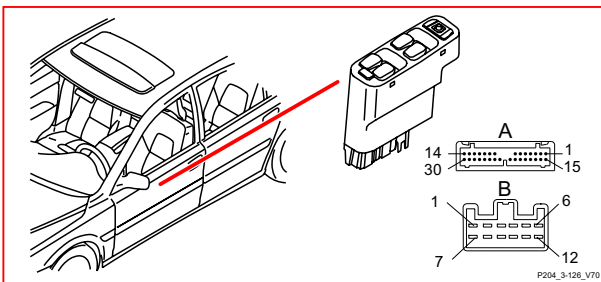
3/117 Ceiling light switch unit XC90



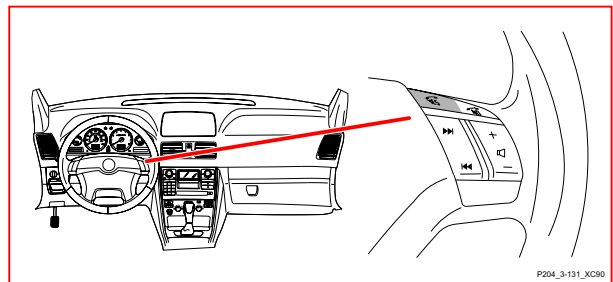
3/131 Switch audio/cellular telephone V70



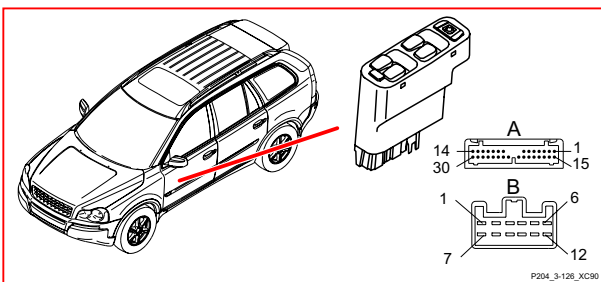
3/126 Driver/Passenger Door Module (DDM)/(PDM) V70



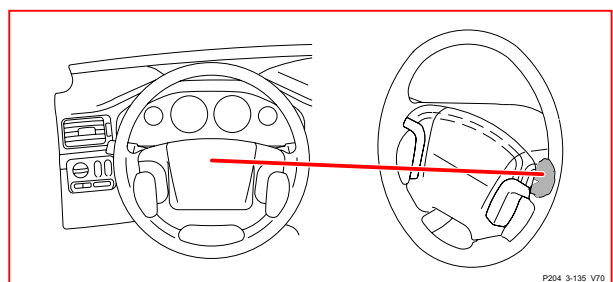
3/131 Switch audio/cellular telephone XC90



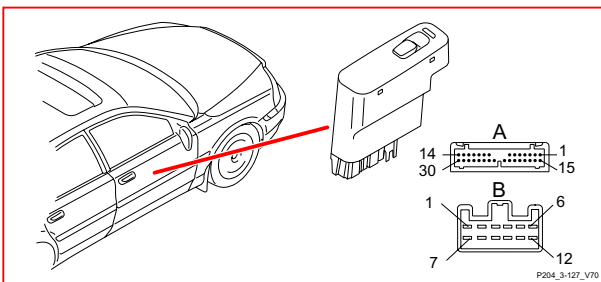
3/126 Driver/Passenger Door Module (DDM)/(PDM) XC90



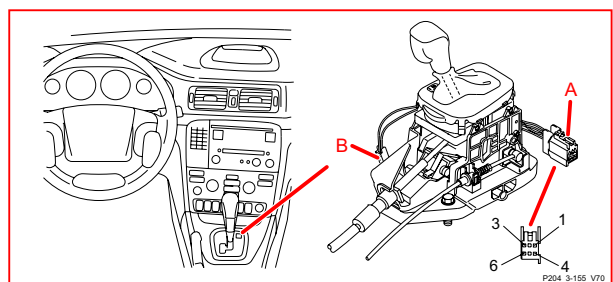
3/135 RTI switch



3/127 Passenger/Driver Door Module (PDM)/(DDM) V70



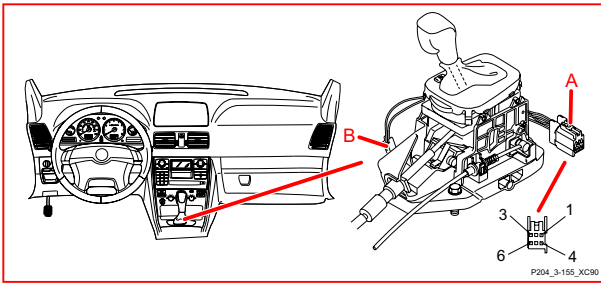
3/155 Mode selector automatic transmission V70



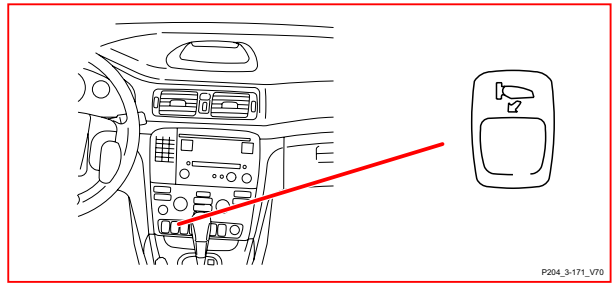
Component illustrations

3/155 XC90 - 3/174 V70

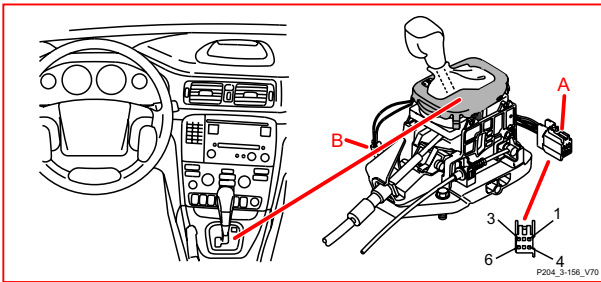
3/155 Mode selector automatic transmission XC90



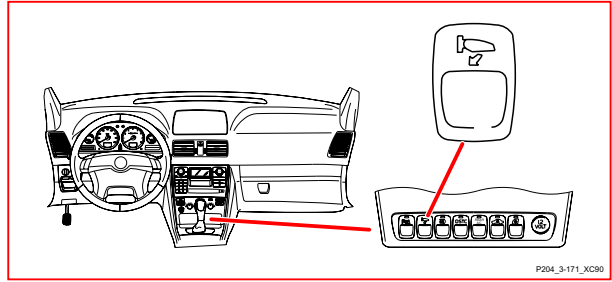
3/171 Switch retractable rear-view mirrors V70



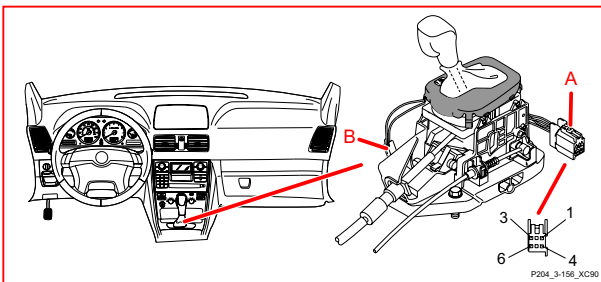
3/156 Gear Selector Module (GSM) V70



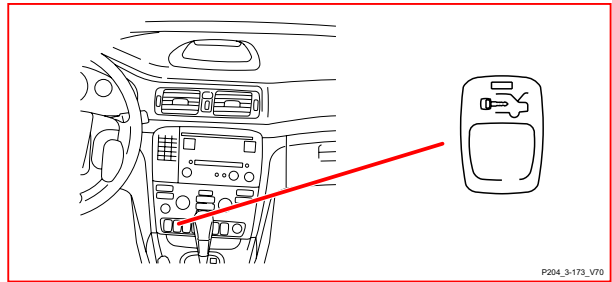
3/171 Switch retractable rear-view mirrors XC90



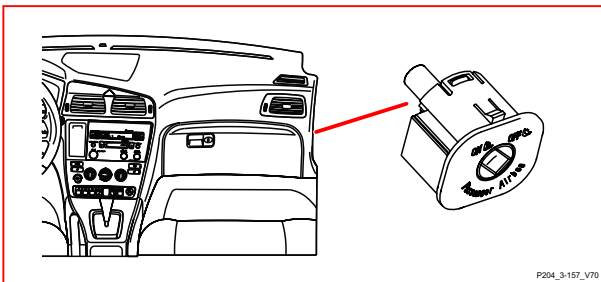
3/156 Gear Selector Module (GSM) XC90



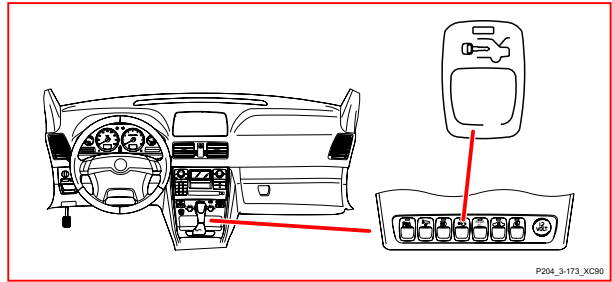
3/173 Switch private locking tailgate V70



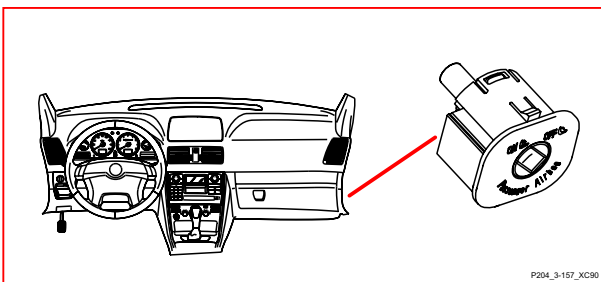
3/157 Switch airbag passenger side V70



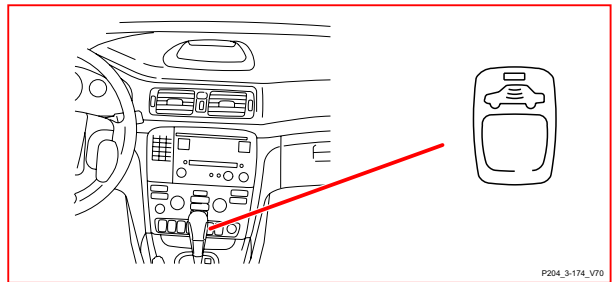
3/173 Switch private locking tailgate XC90



3/157 Switch airbag passenger side XC90



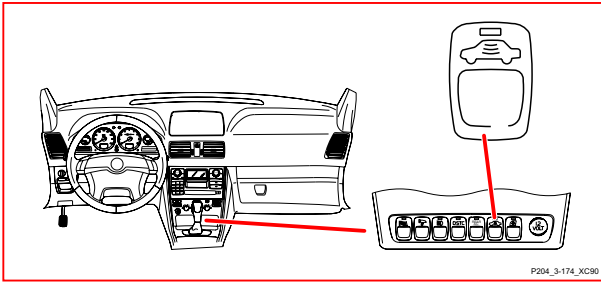
3/174 Switch reduced alarm V70



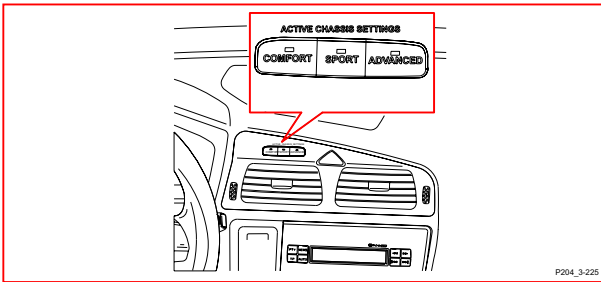
Component illustrations

3/174 XC90 - 4/16

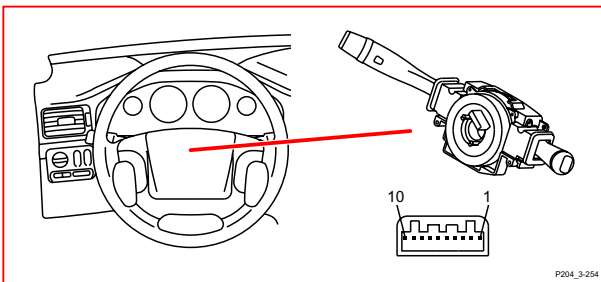
3/174 Switch reduced alarm XC90



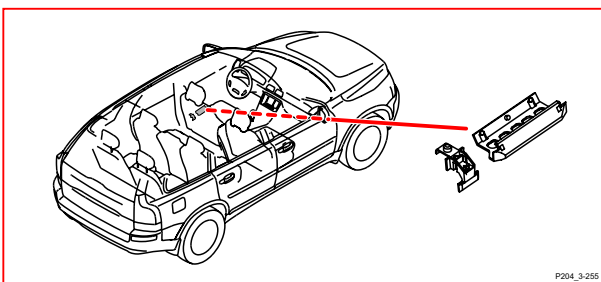
3/225 Switch unit continuous damping control (CCD)



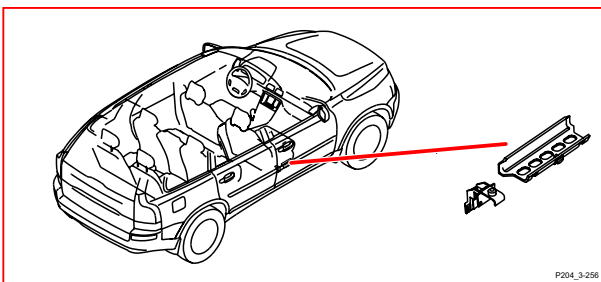
3/254 Steering Wheel Module (SWM)



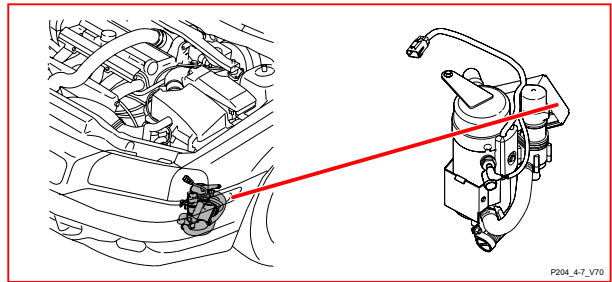
3/255 Position sensor driver's seat



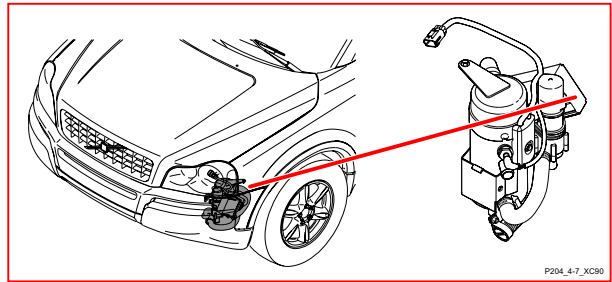
3/256 Position sensor passenger seat



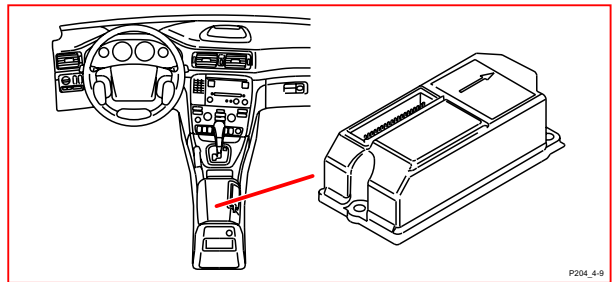
4/7 Combustion Preheater Module (CPM) V70



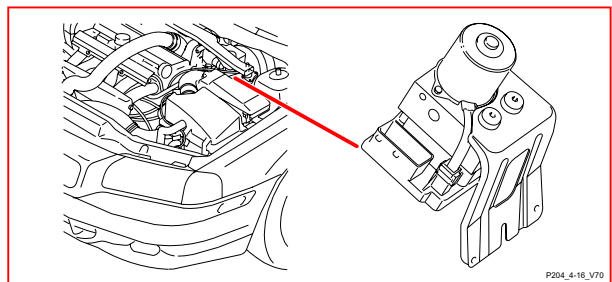
4/7 Combustion Preheater Module (CPM) XC90



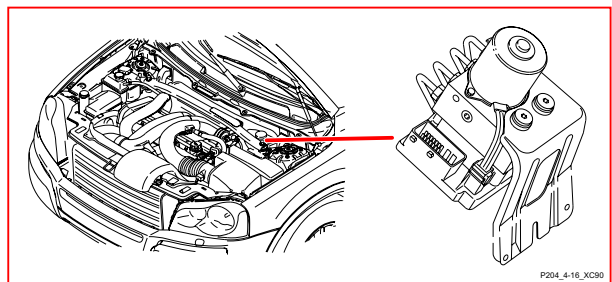
4/9 Control module, Supplementary Restraint System (SRS)



4/16 Brake Control Module (BCM) V70



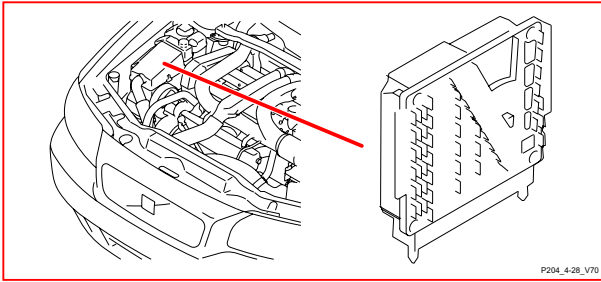
4/16 Brake Control Module (BCM) XC90



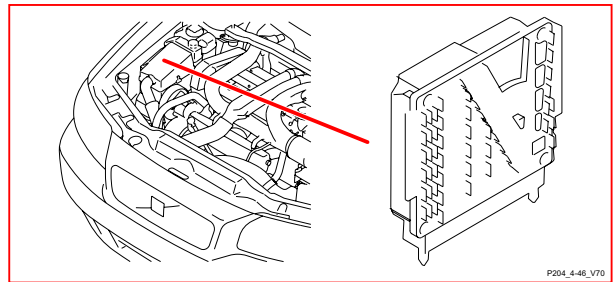
Component illustrations

4/28 - 4/56 V70

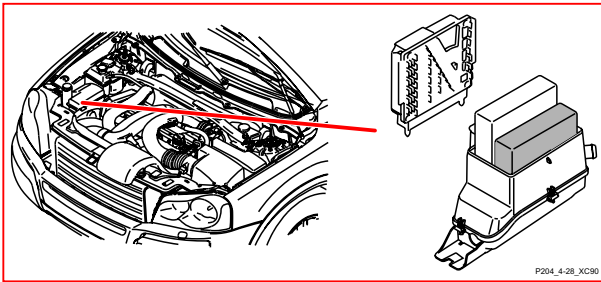
4/28 Transmission Control Module (TCM) V70



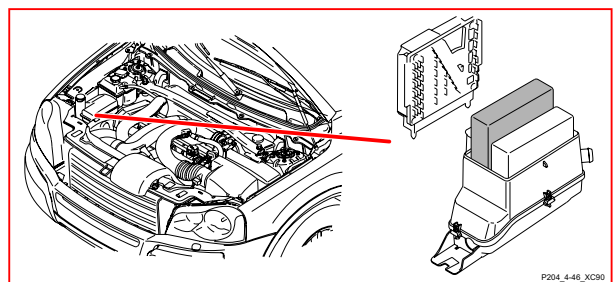
4/46 Engine Control Module (ECM) V70



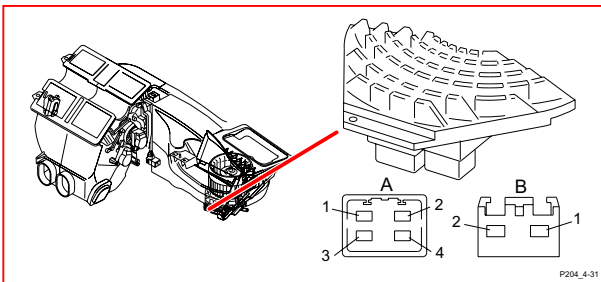
4/28 Transmission Control Module (TCM) XC90



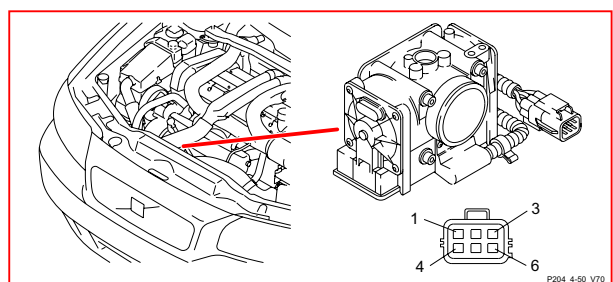
4/46 Engine Control Module (ECM) XC90



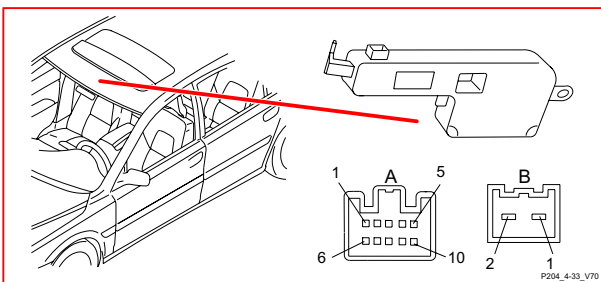
4/31 Fan control module



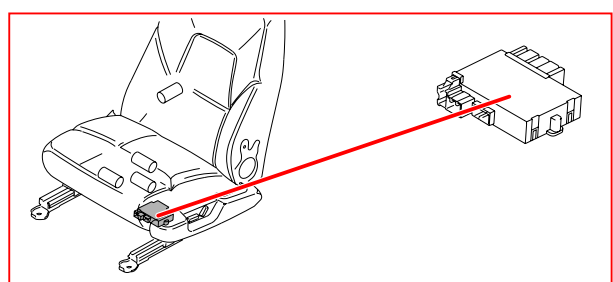
4/50 Electronic Throttle Module (ETM)



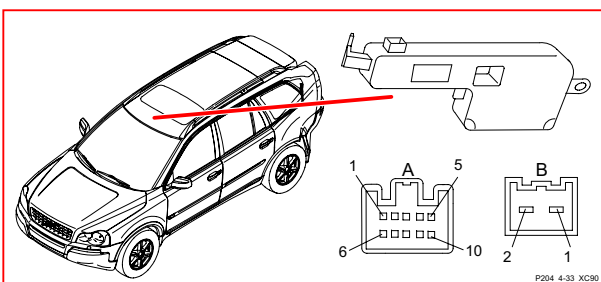
4/33 Sunroof Control Module (SRM) V70



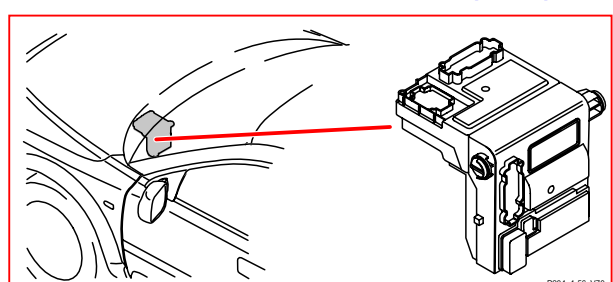
4/52 Power Seat Module (PSM)



4/33 Sunroof Control Module (SRM) XC90



4/56 Central Electronic Module (CEM) V70

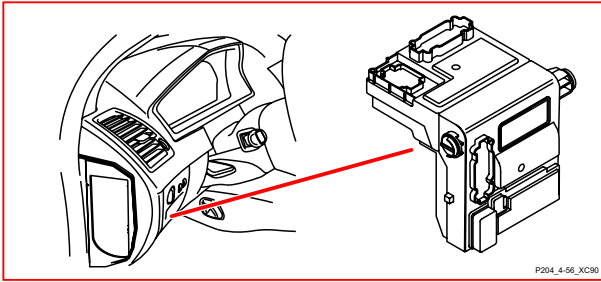


Component illustrations

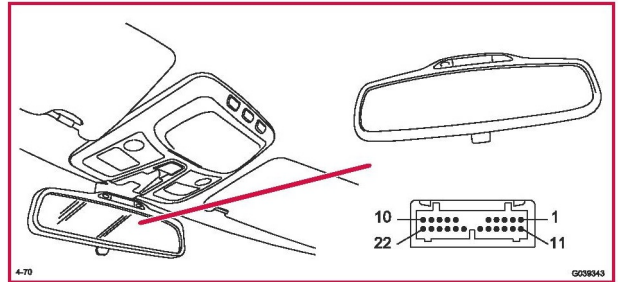
4/56 XC90 - 4/78 V70



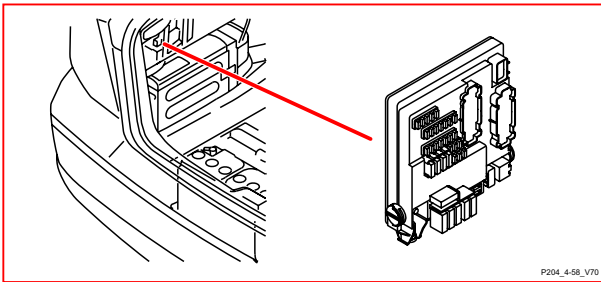
4/56 Central Electronic Module (CEM) XC90



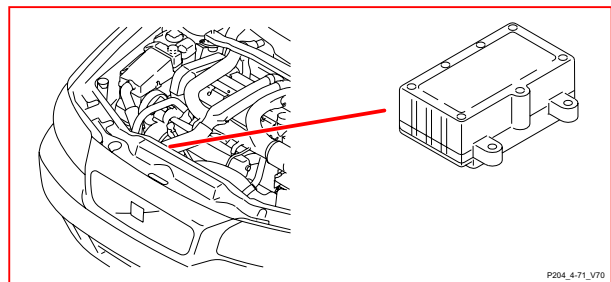
4/70 Upper Electronic Module (UEM) XC90



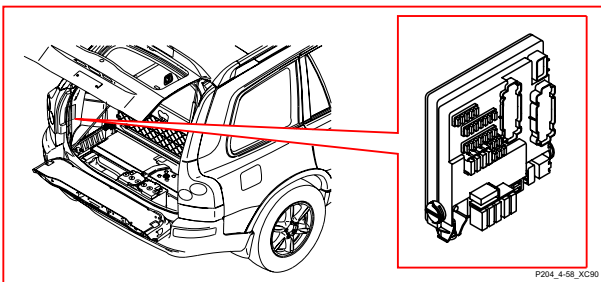
4/58 Rear Electronic Module (REM) V70



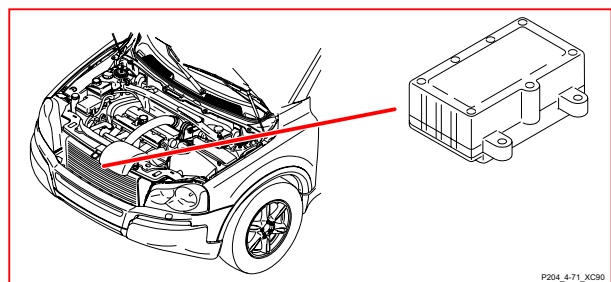
4/71 Cooling fan control module V70



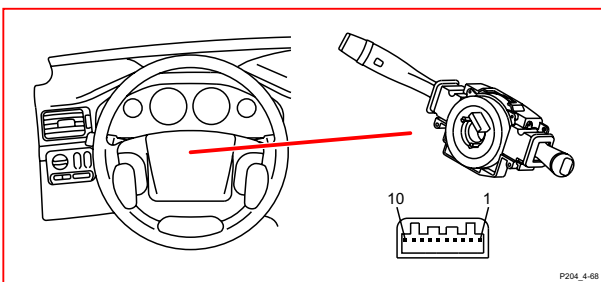
4/58 Rear Electronic Module (REM) XC90



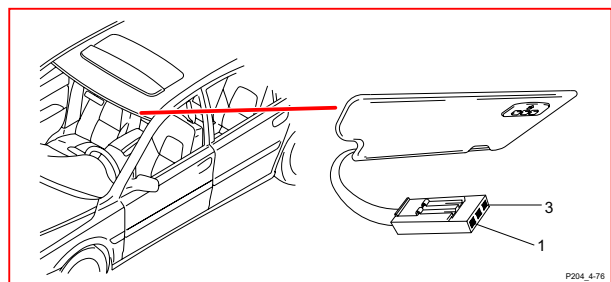
4/71 Cooling fan control module XC90



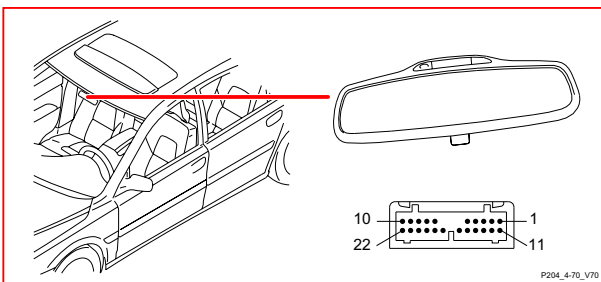
4/68 Steering Angle Sensor module (SAS)



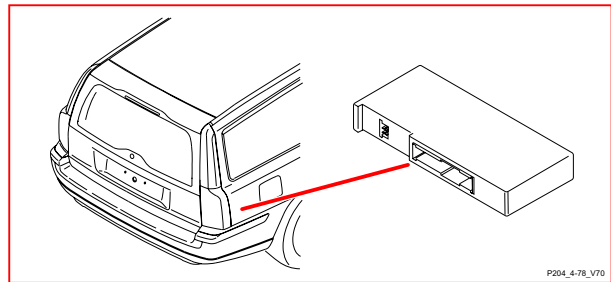
4/76 Remote control unit for garage door opener



4/70 Upper Electronic Module (UEM) V70



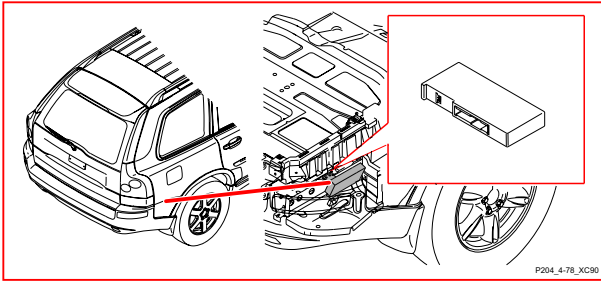
4/78 Accessory Electronic Module (AEM) V70



Component illustrations

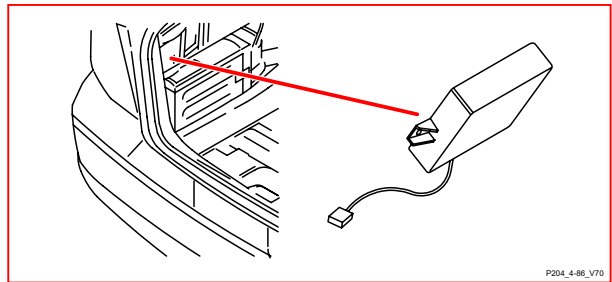
4/78 XC90 - 4/107

4/78 Accessory Electronic Module (AEM) XC90



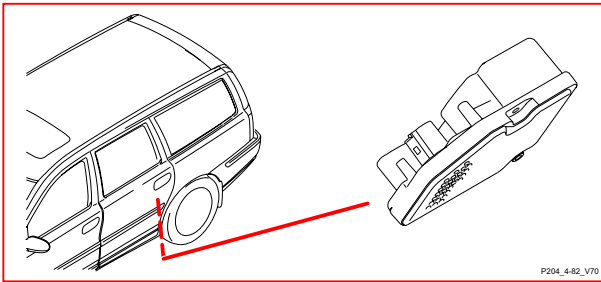
P204_4-78_XC90

4/86 Parking Assistance Module (PAM) V70



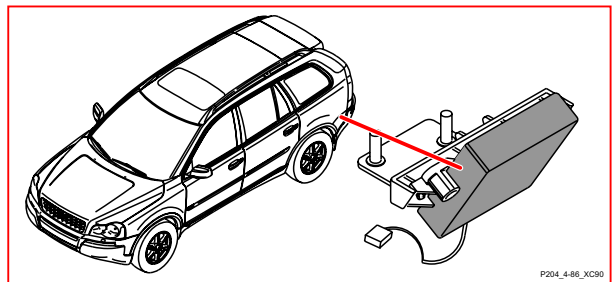
P204_4-86_V70

4/82 Differential Electronic Module (DEM) V70



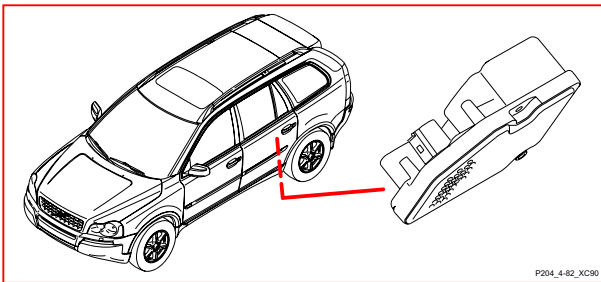
P204_4-82_V70

4/86 Parking Assistance Module (PAM) XC90



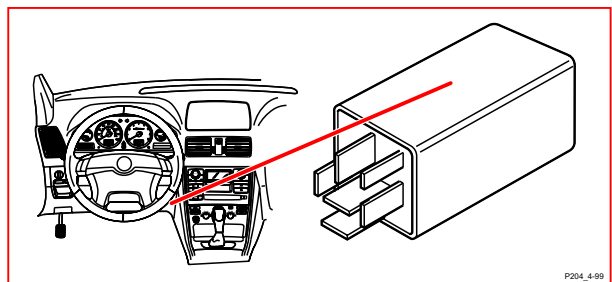
P204_4-86_XC90

4/82 Differential Electronic Module (DEM) XC90



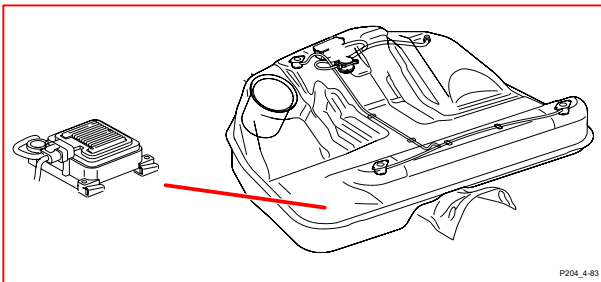
P204_4-82_XC90

4/99 Electronic power steering control module



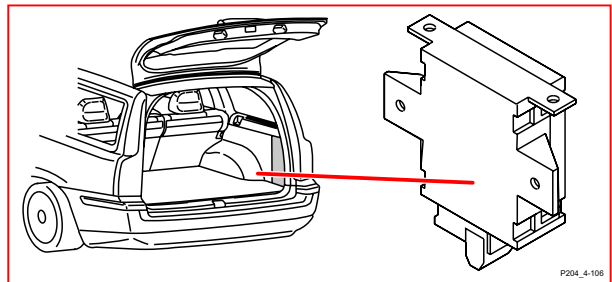
P204_4-99

4/83 Fuel pump control module



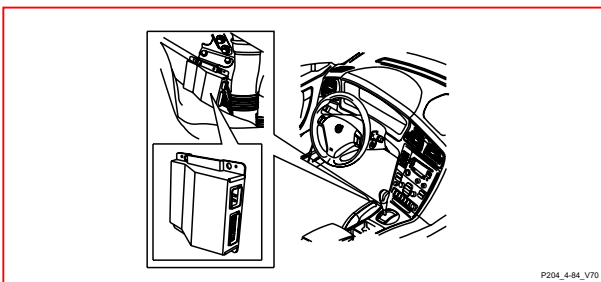
P204_4-83

4/106 Control module, remote parking heater start



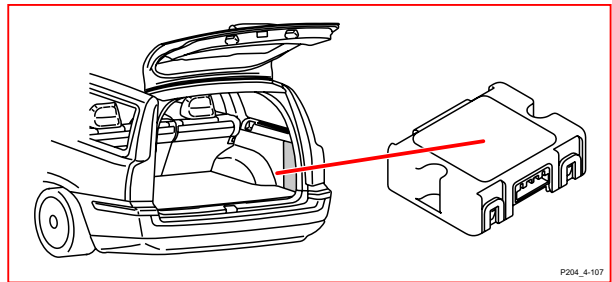
P204_4-106

4/84 Suspension Module (SUM) V70



P204_4-84_V70

4/107 Control module, parking heater, Call start

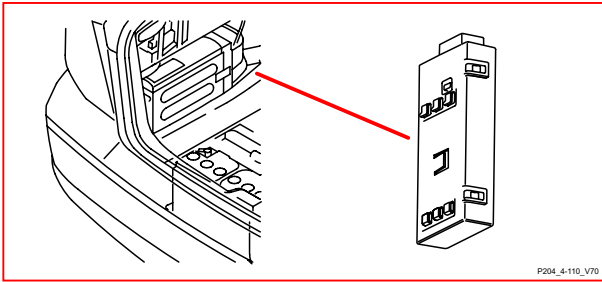


P204_4-107

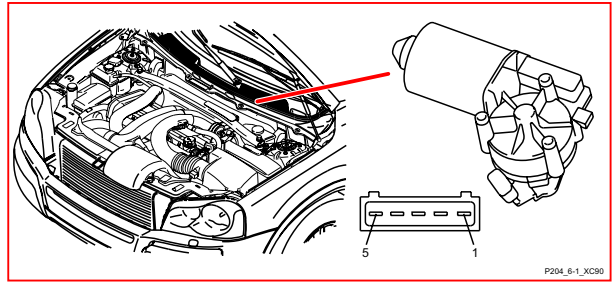
Component illustrations

4/110 - 6/15

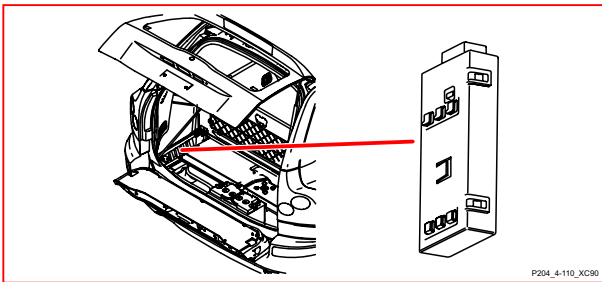
4/110 Trailer Module V70



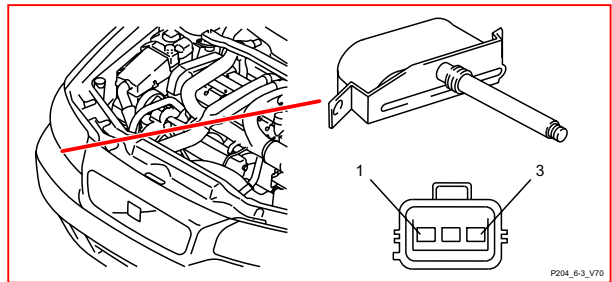
6/1 Windshield wiper motor XC90



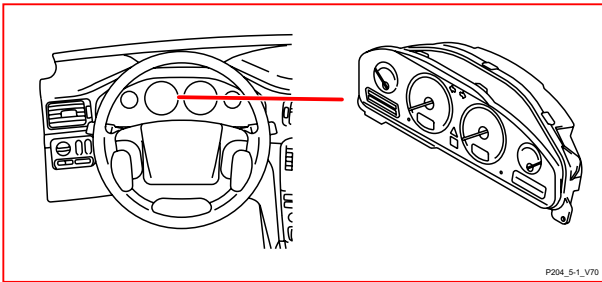
4/110 Trailer Module XC90



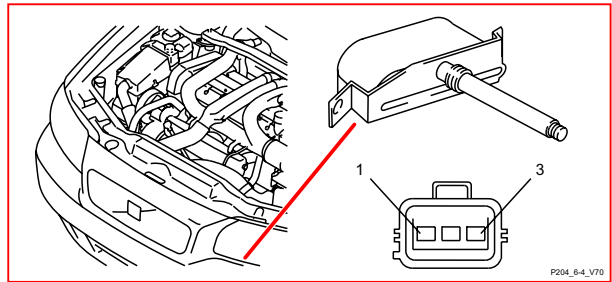
6/3 Right-hand headlight wiper motor



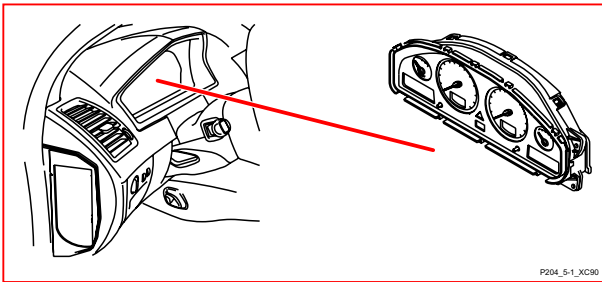
5/1 Driver Information Module (DIM) V70



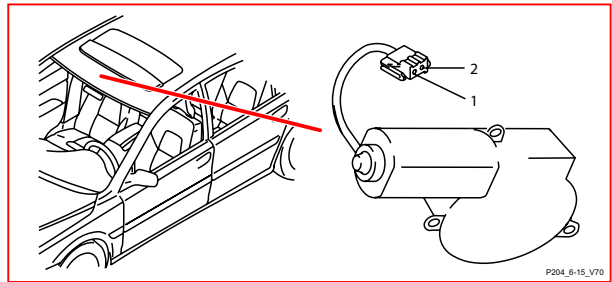
6/4 Left-hand headlight wiper motor



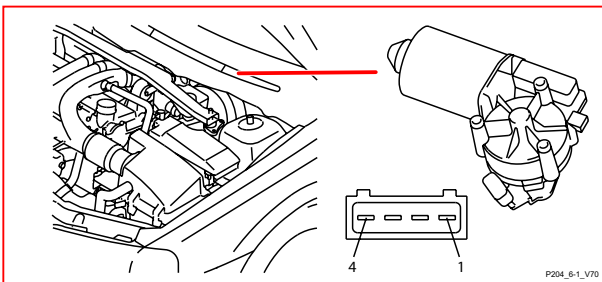
5/1 Driver Information Module (DIM) XC90



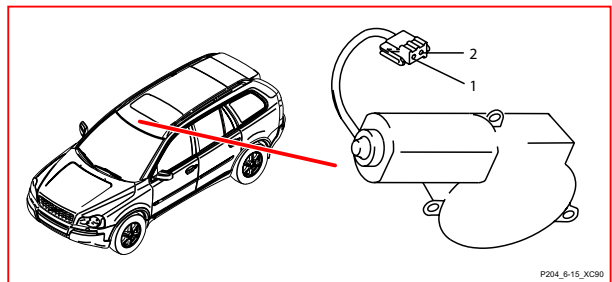
6/15 Sunroof motor V70



6/1 Windshield wiper motor V70



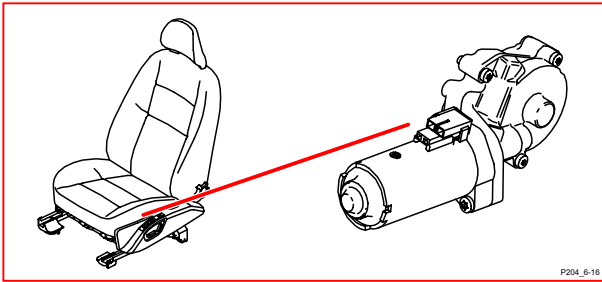
6/15 Sunroof motor XC90



Component illustrations

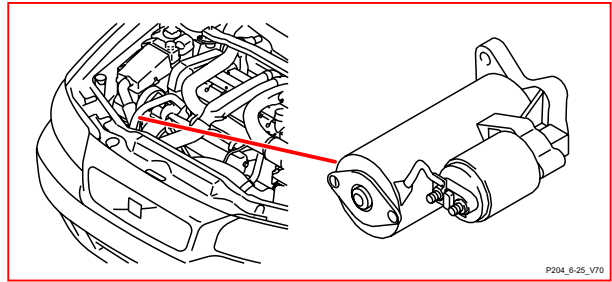
6/16 - 6/28

6/16 Driver seat motor, backrest angle



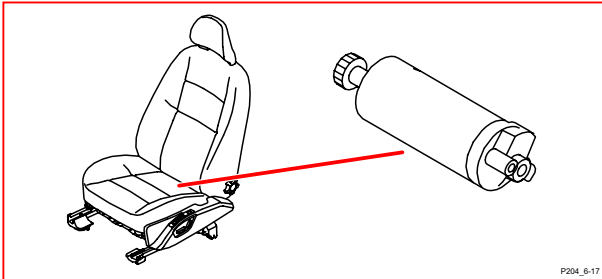
P204_6-16

6/25 Starter motor V70



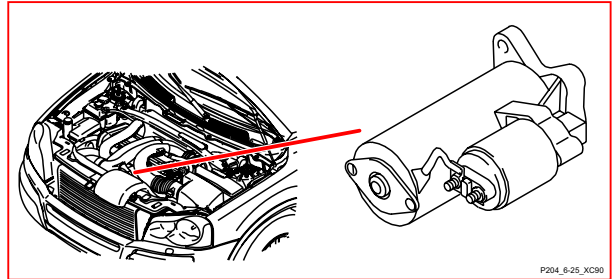
P204_6-25_V70

6/17 Driver seat motor, up/down front edge



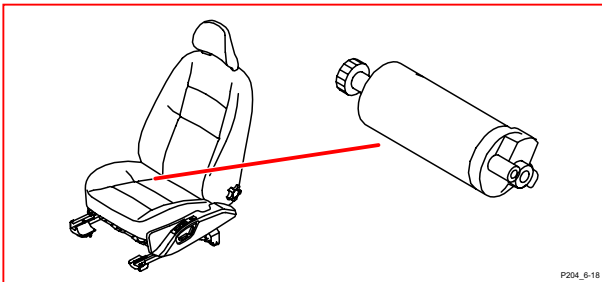
P204_6-17

6/25 Starter motor XC90



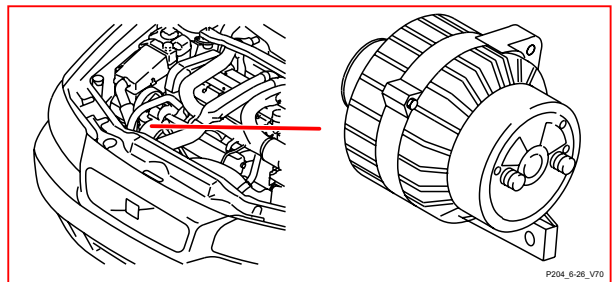
P204_6-25_XC90

6/18 Driver seat motor, up/down rear edge



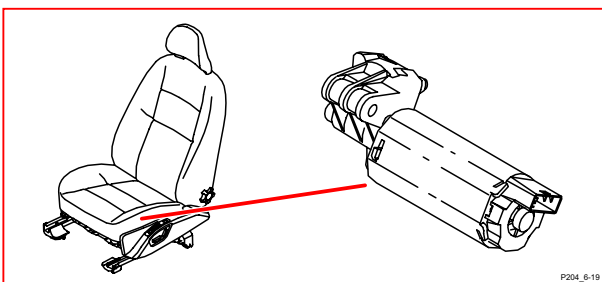
P204_6-18

6/26 Alternator V70



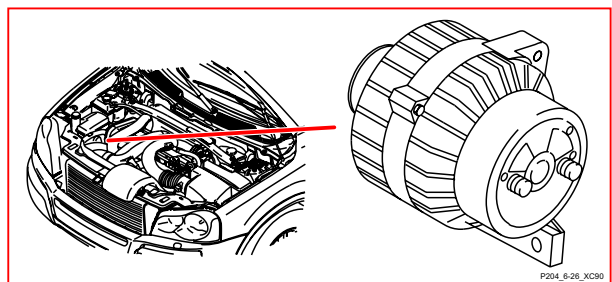
P204_6-26_V70

6/19 Driver seat motor, forward/backward



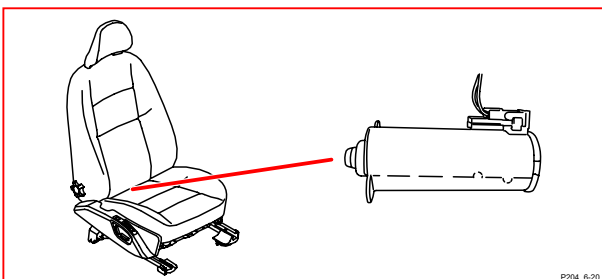
P204_6-19

6/26 Alternator XC90



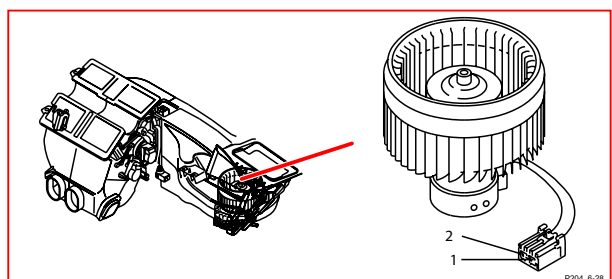
P204_6-26_XC90

6/20 Passenger seat motor, forward/backward



P204_6-20

6/28 Motor, passenger compartment fan

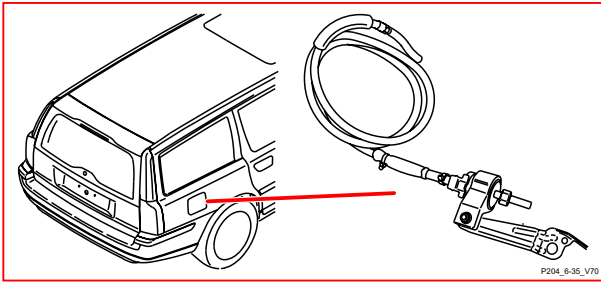


P204_6-28

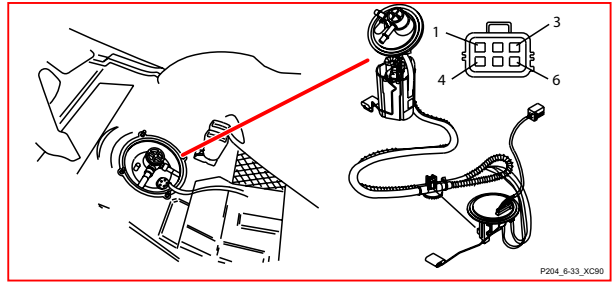
Component illustrations

6/29 - 6/37

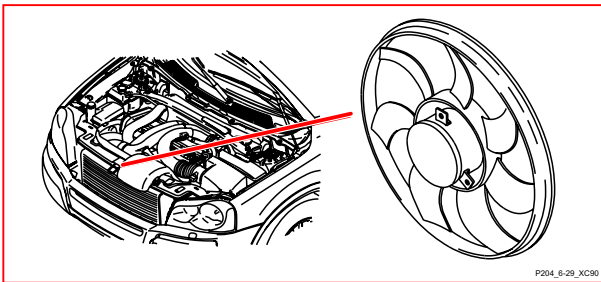
6/29 Motor cooling fan V70



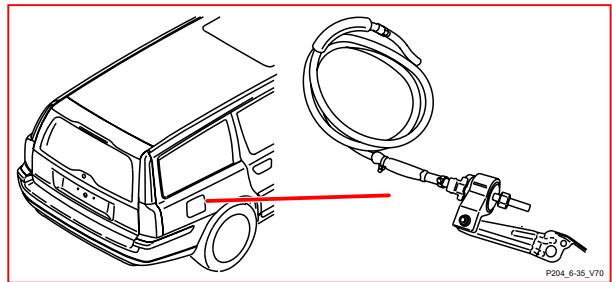
6/33 Fuel pump XC90



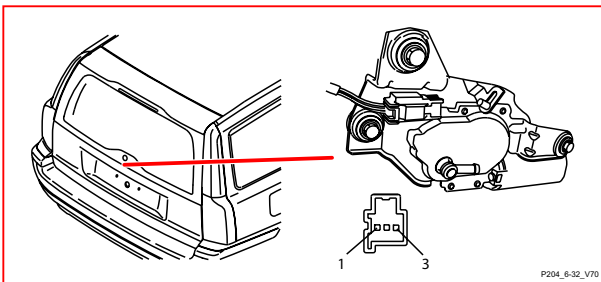
6/29 Motor cooling fan XC90



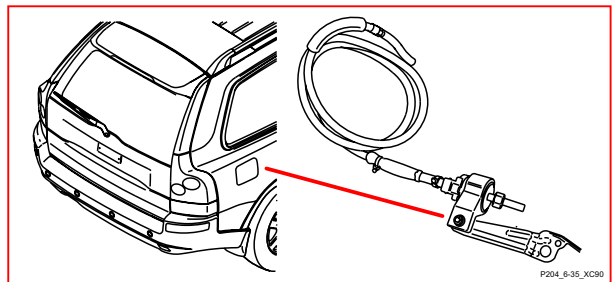
6/35 Fuel pump auxiliary heater V70



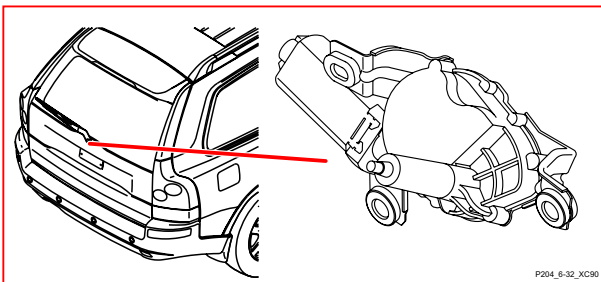
6/32 Rear window wiper motor V70



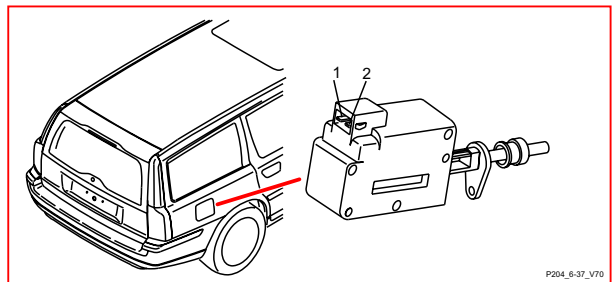
6/35 Fuel pump auxiliary heater XC90



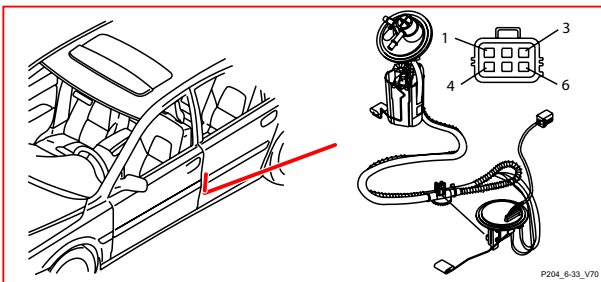
6/32 Rear window wiper motor XC90



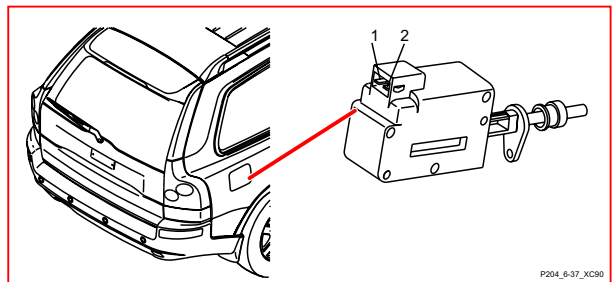
6/37 Lock motor fuel filler cover V70



6/33 Fuel pump V70



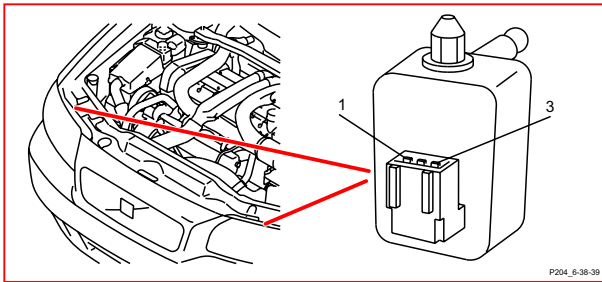
6/37 Lock motor fuel filler cover XC90



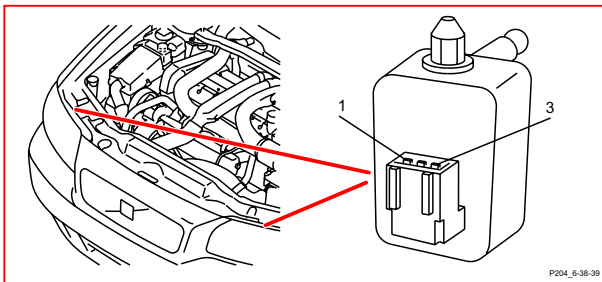
Component illustrations

6/38 - 6/62 V70

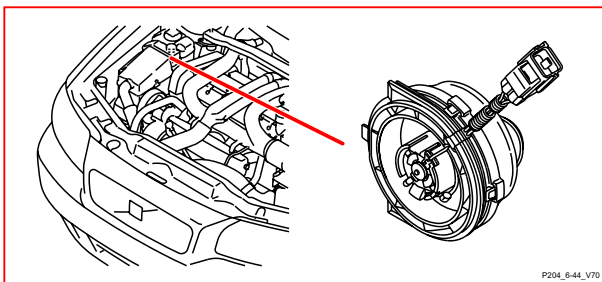
6/38 Left-hand headlight level adjustment motor



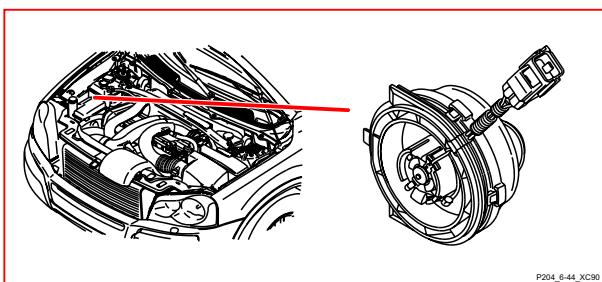
6/39 Right-hand headlight adjustment motor



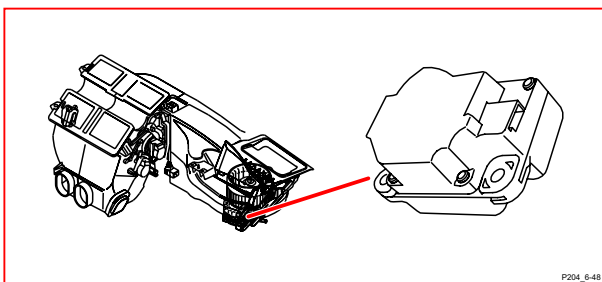
6/44 Cooling fan electronics box engine compartment V70



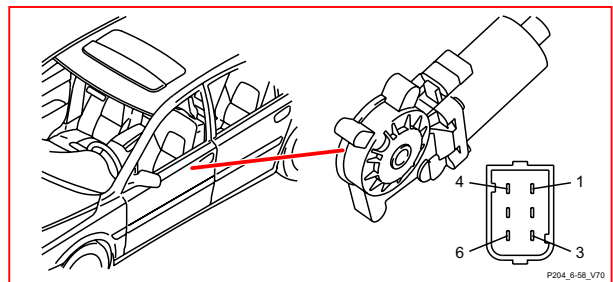
6/44 Cooling fan electronics box engine compartment XC90



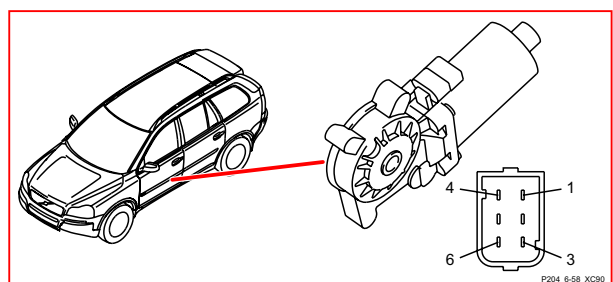
6/48 Damper Motor Module (DMM), recirculation



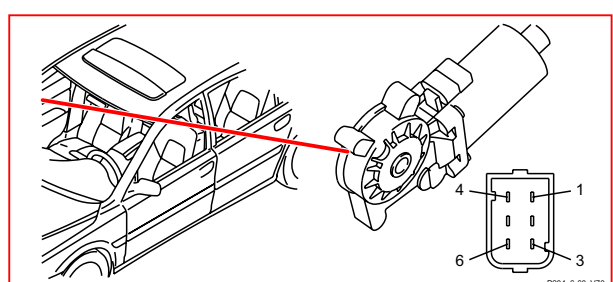
6/58 Front left power window motor V70



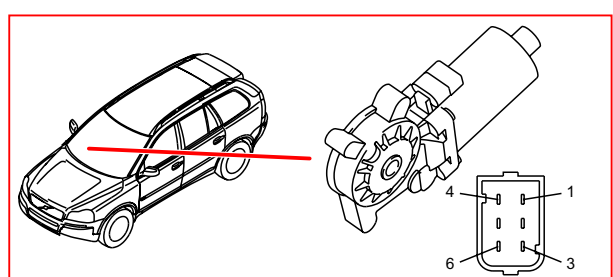
6/58 Front left power window motor XC90



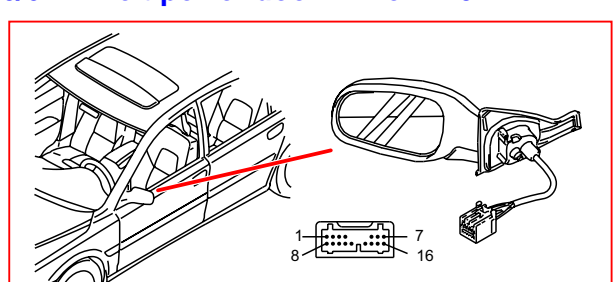
6/60 Front right power window motor V70



6/60 Front right power window motor XC90

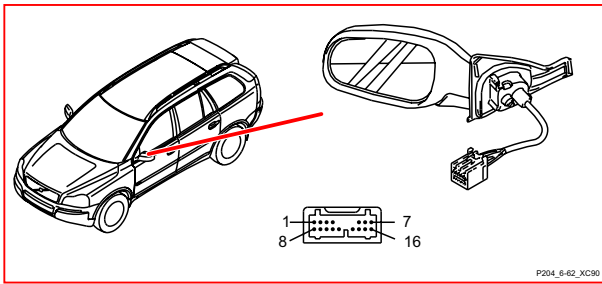


6/62 Left power door mirror V70

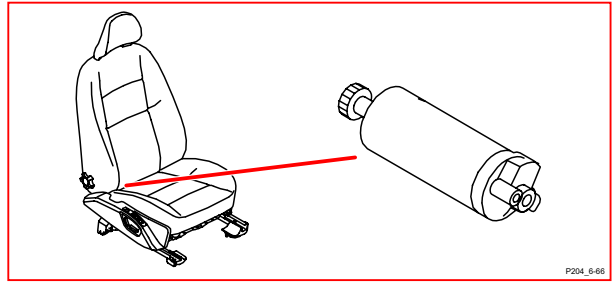




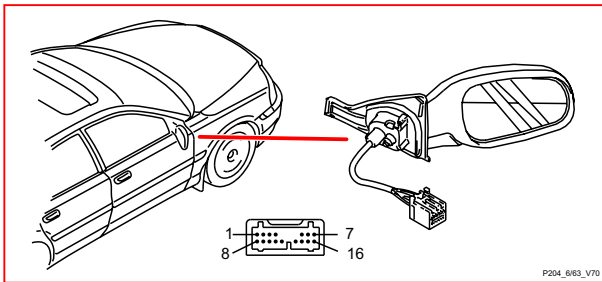
6/62 Left power door mirror XC90



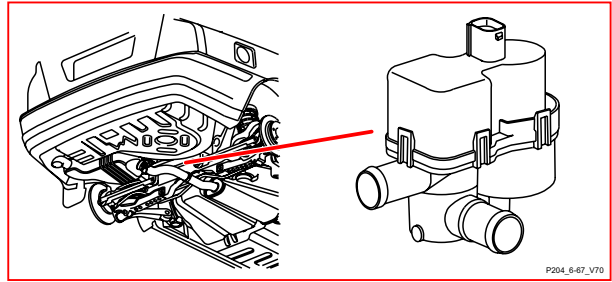
6/66 Passenger seat motor, up/down rear edge



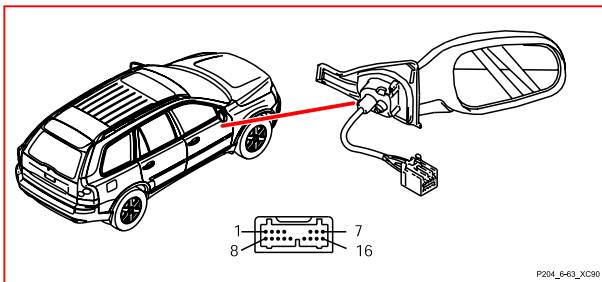
6/63 Right power door mirror V70



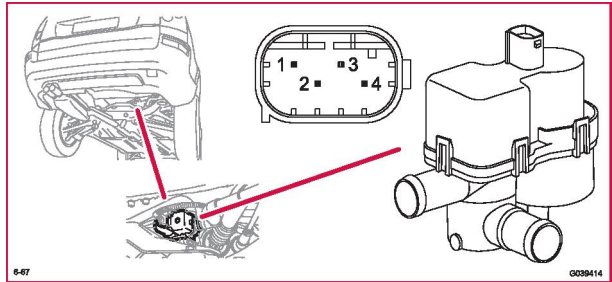
6/67 Pump fuel leakage control, V70



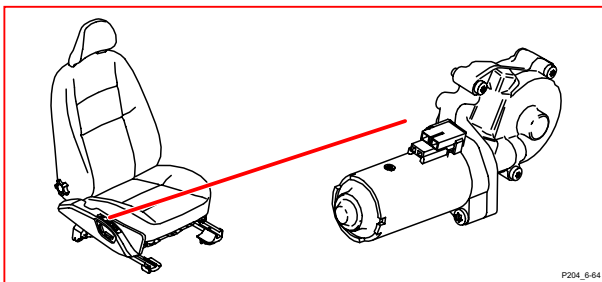
6/63 Right power door mirror XC90



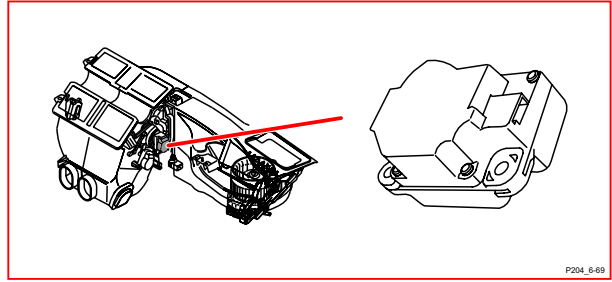
6/67 Pump fuel leakage control, XC90



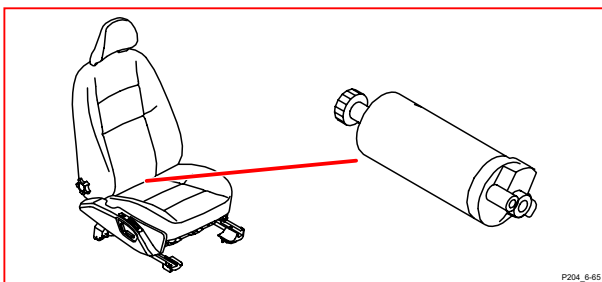
6/64 Passenger seat motor, backrest angle



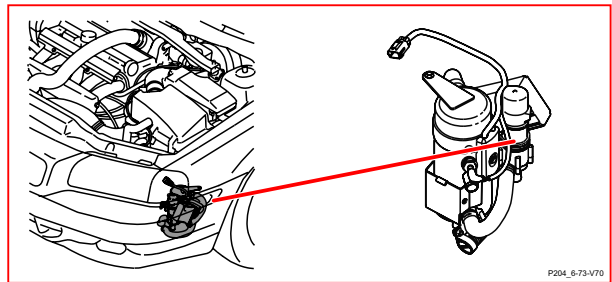
6/69 Damper Motor Module (DMM), ventilation/floor/defroster



6/65 Passenger seat motor, up/down front edge



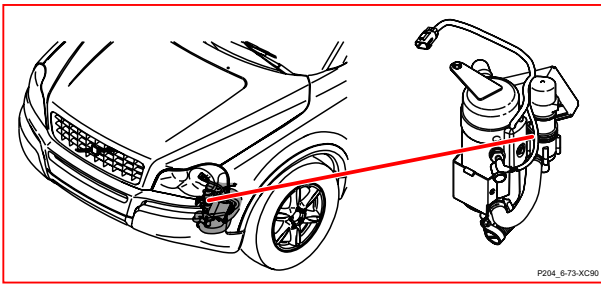
6/73 Coolant pump auxiliary heater V70



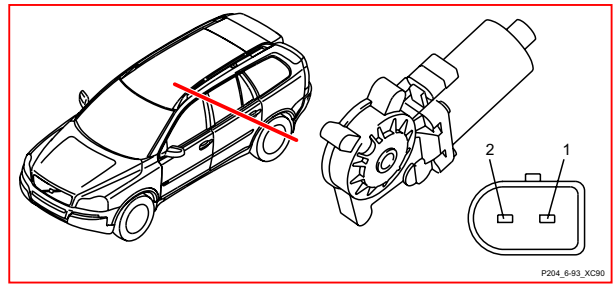
Component illustrations

6/73 XC90 - 6/103

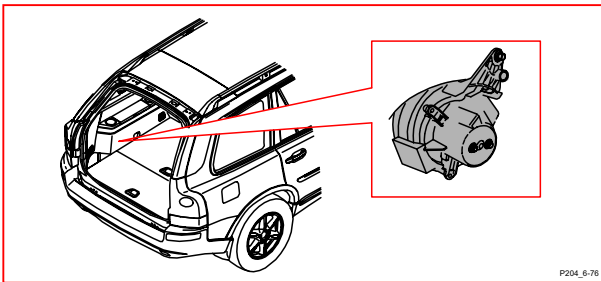
6/73 Coolant pump auxiliary heater XC90



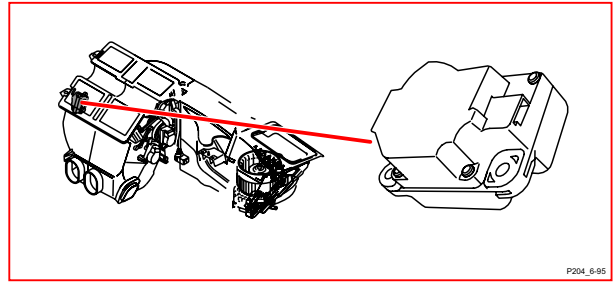
6/93 Right rear power window motor XC90



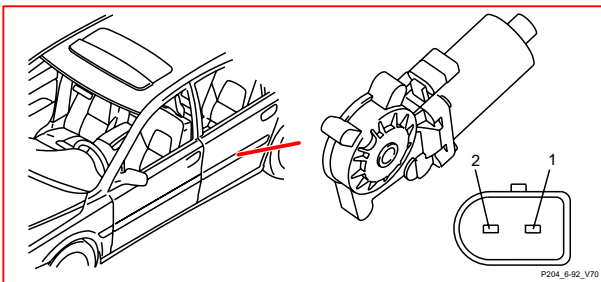
6/76 Climate control system, rear



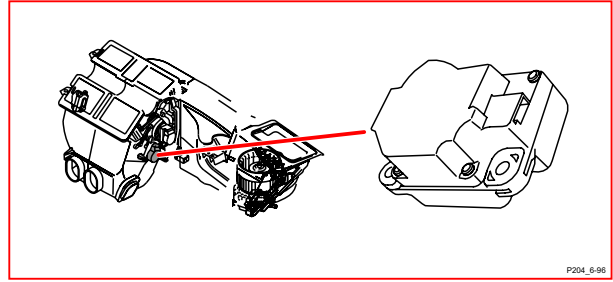
6/95 Damper Motor Module (DMM), temperature, left-hand side



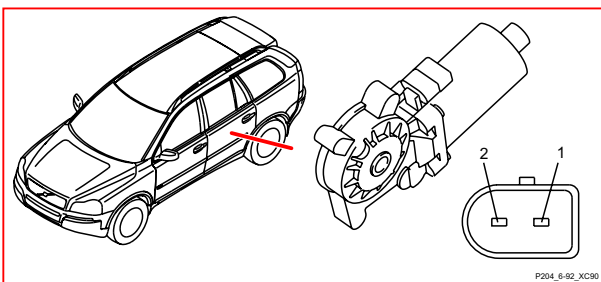
6/92 Left rear power window motor V70



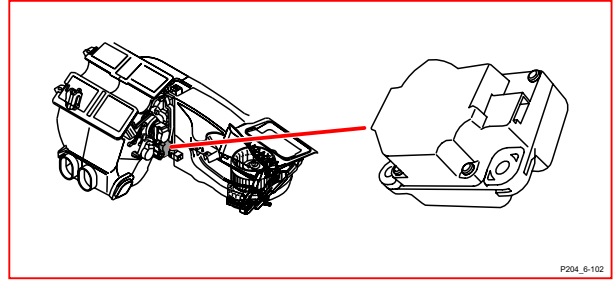
6/96 Damper Motor Module (DMM), temperature, right-hand side



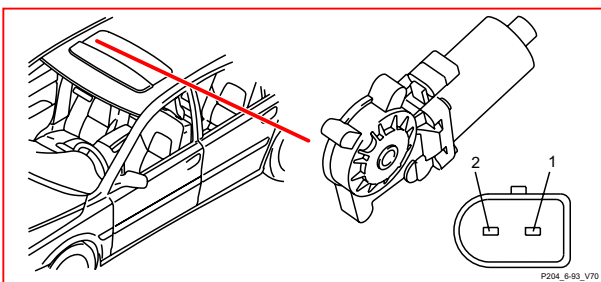
6/92 Left rear power window motor XC90



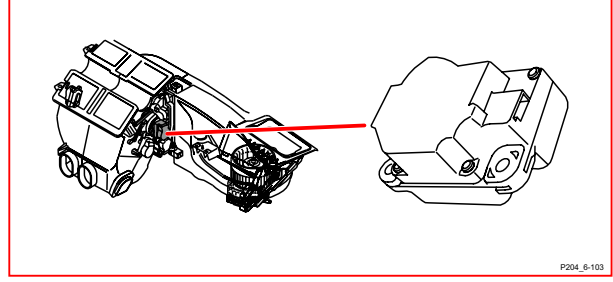
6/102 Damper Motor Module (DMM), defroster



6/93 Right rear power window motor V70



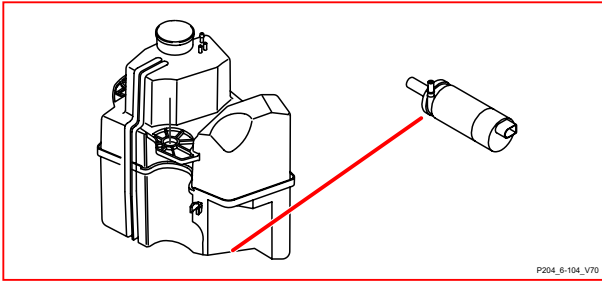
6/103 Damper Motor Module (DMM), floor/ventilation



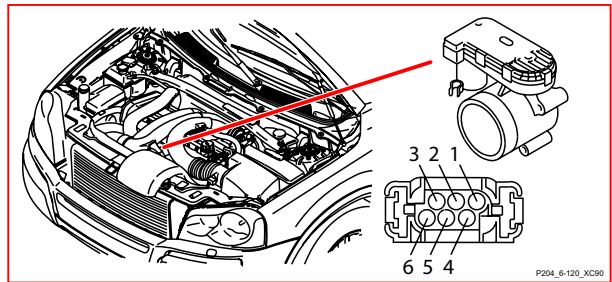
Component illustrations

6/104 - 7/5 V70

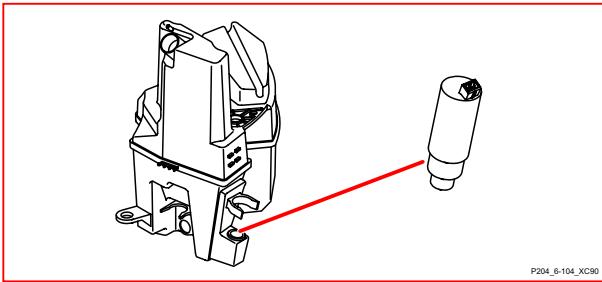
6/104 Washer motor headlight high pressure V70



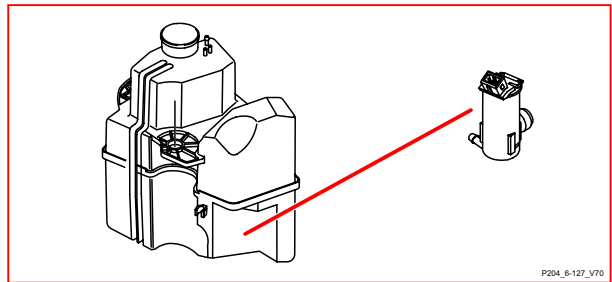
6/120 Engine throttle body XC90



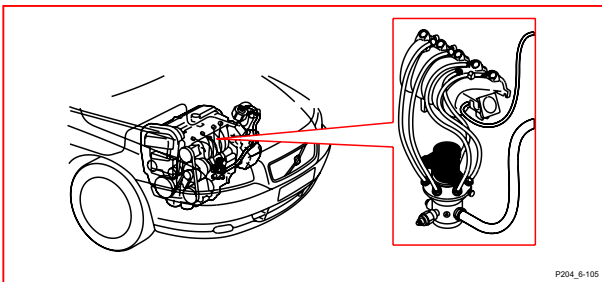
6/104 Washer motor headlight high pressure XC90



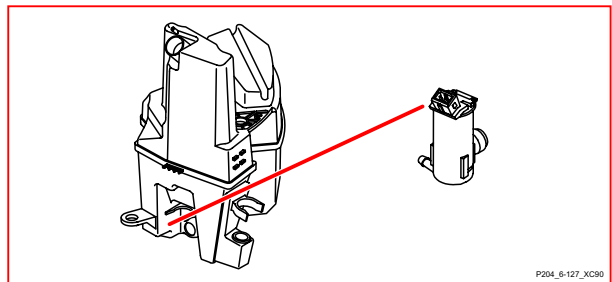
6/127 Washer motor V70



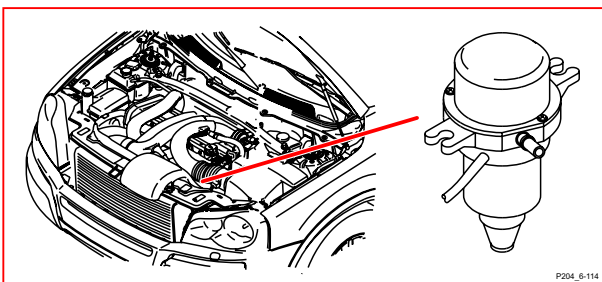
6/105 Fuel distributor, gas



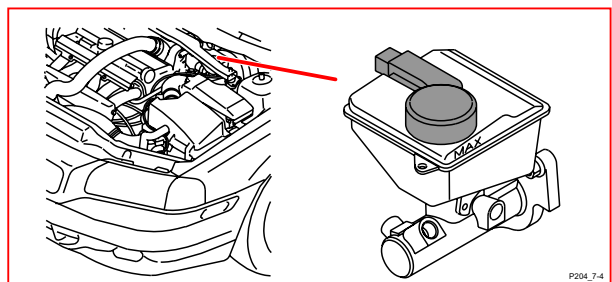
6/127 Washer motor XC90



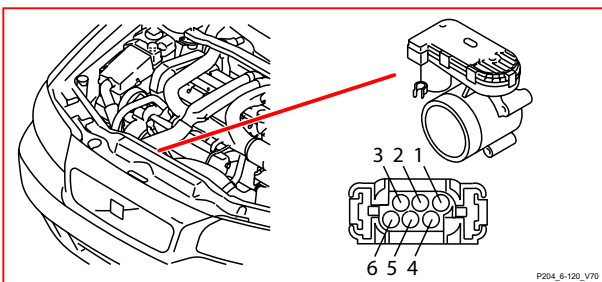
6/114 Vacuum pump



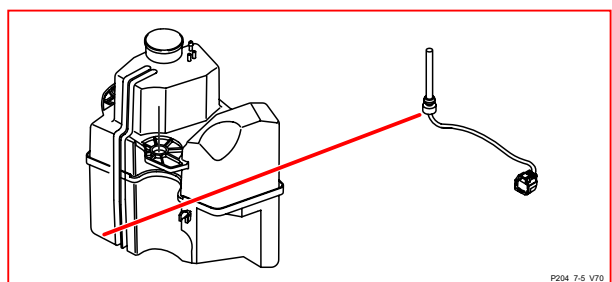
7/4 Brake fluid level sensor



6/120 Engine throttle body V70



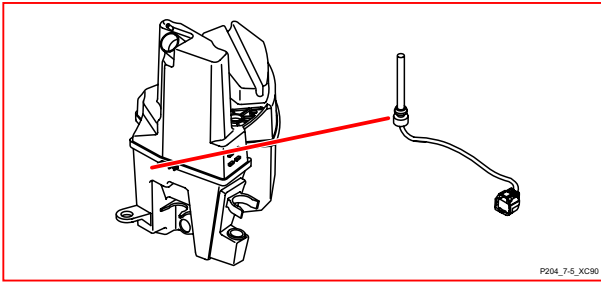
7/5 Sensor washer fluid level V70



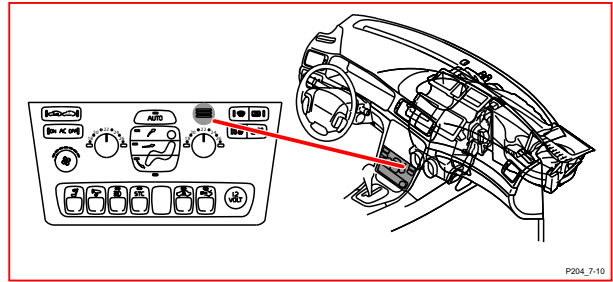
Component illustrations

7/5 XC90 - 7/12

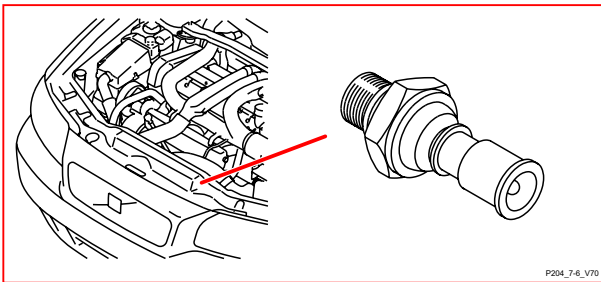
7/5 Sensor washer fluid level XC90



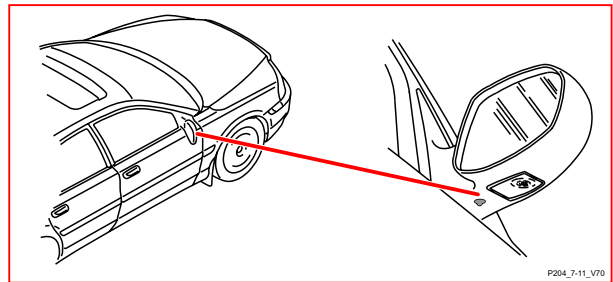
7/10 Interior temperature sensor



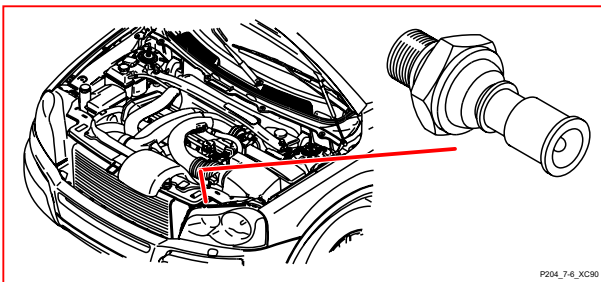
7/6 Oil pressure monitor V70



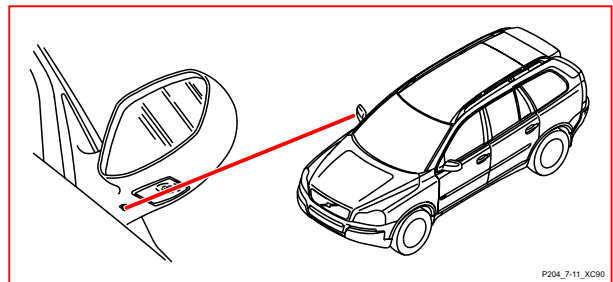
7/11 Sensor ambient temperature V70



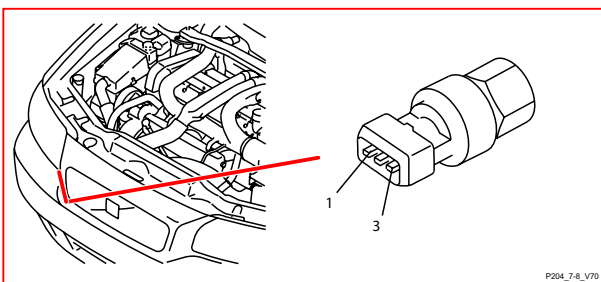
7/6 Oil pressure monitor XC90



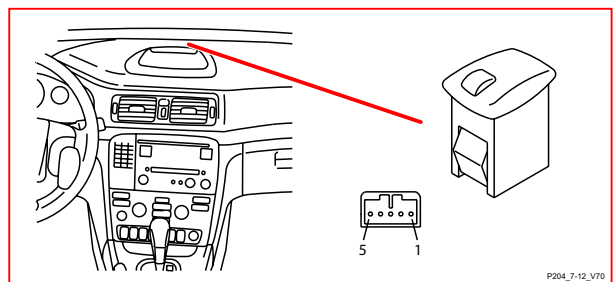
7/11 Sensor ambient temperature XC90



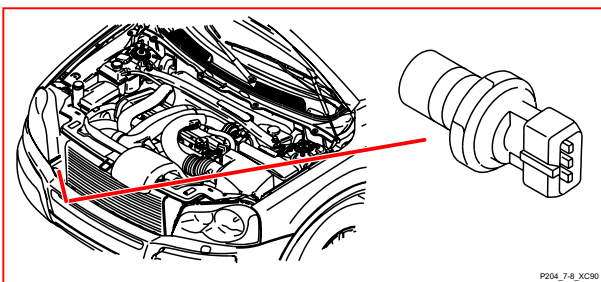
7/8 Pressure sensor climate control system V70



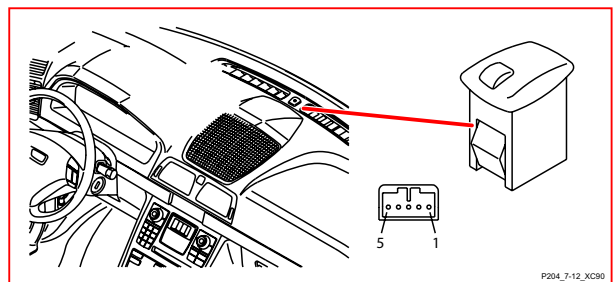
7/12 Solar sensor, dusk sensor and indication alarm V70



7/8 Pressure sensor climate control system XC90



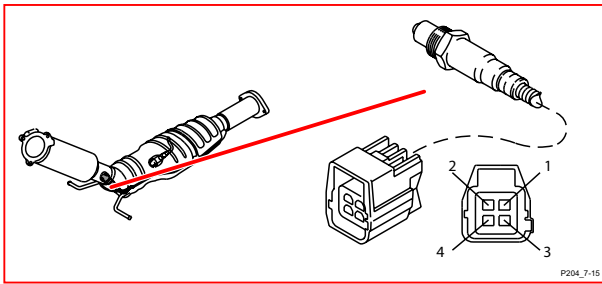
7/12 Solar sensor, dusk sensor and indication alarm XC90



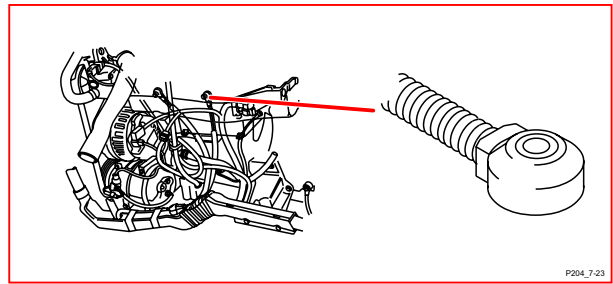
Component illustrations

7/15 - 7/25

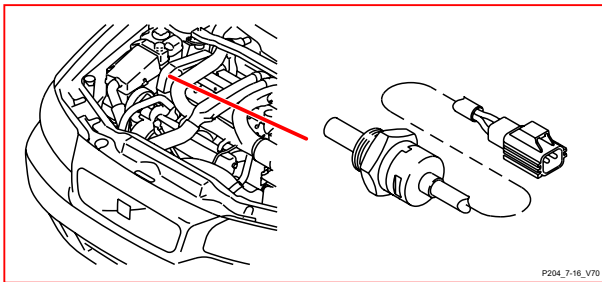
7/15 Heated oxygen sensor



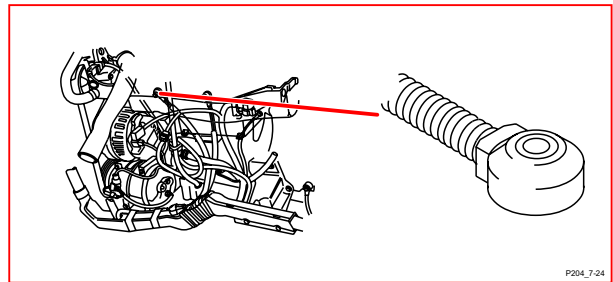
7/23 Knock sensor rear



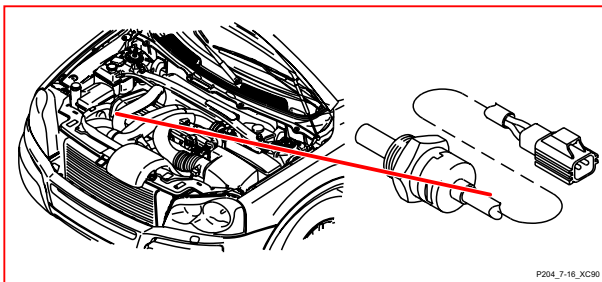
7/16 Sensor coolant temperature V70



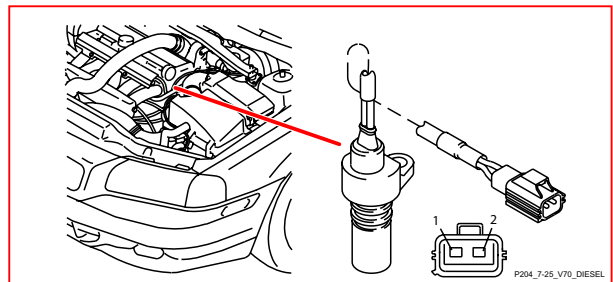
7/24 Front knock sensor



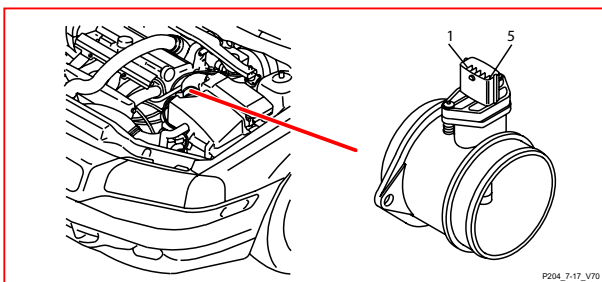
7/16 Sensor coolant temperature XC90



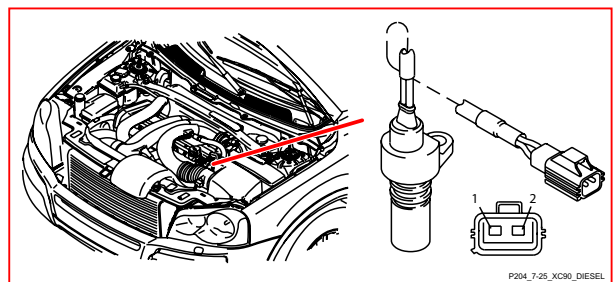
7/25 Pulse sensor V70 Diesel



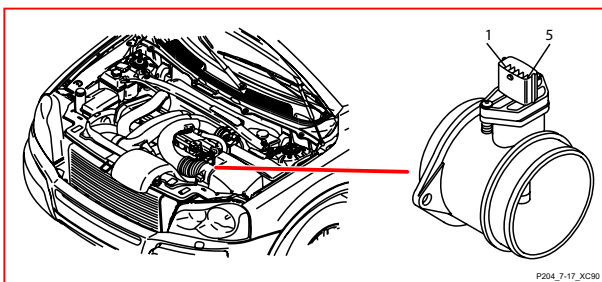
7/17 Mass airflow sensor (MAF) V70



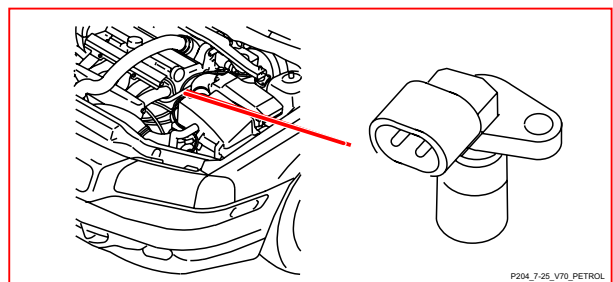
7/25 Pulse sensor XC90 Diesel



7/17 Mass airflow sensor (MAF) XC90



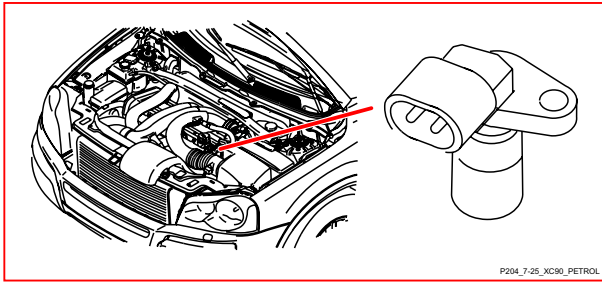
7/25 Pulse sensor V70 Gasoline



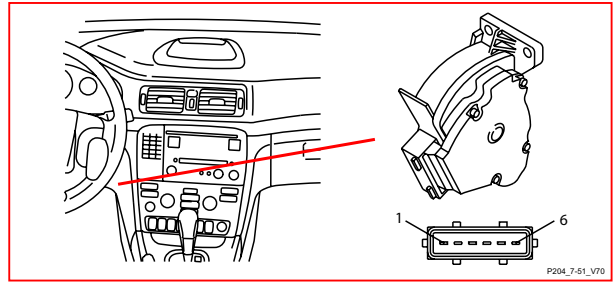
Component illustrations

7/25 - 7/61

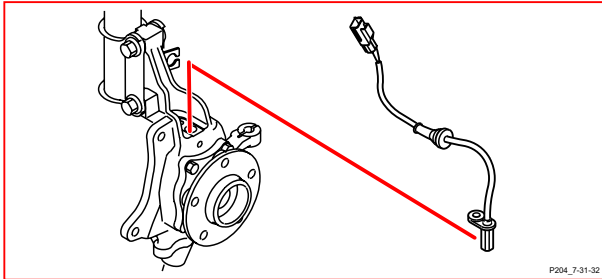
7/25 Pulse sensor XC90 Gasoline



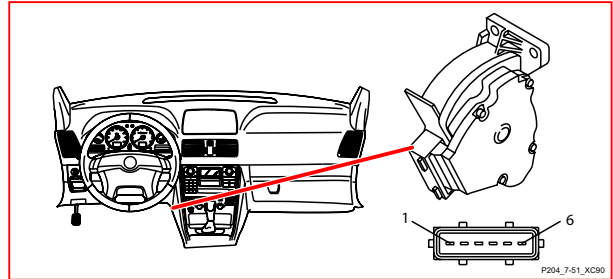
7/51 Sensor accelerator V70



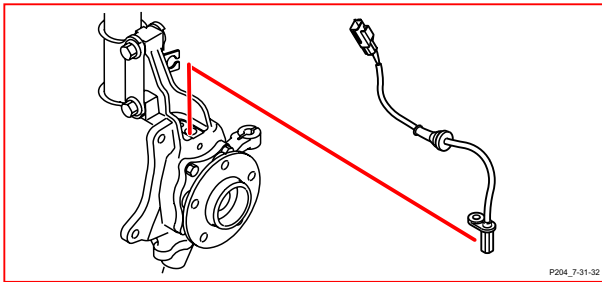
7/31 Left-hand front ABS sensor



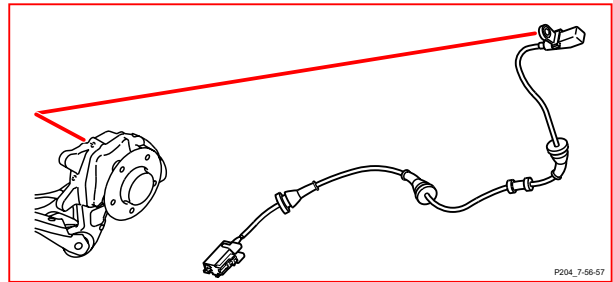
7/51 Sensor accelerator XC90



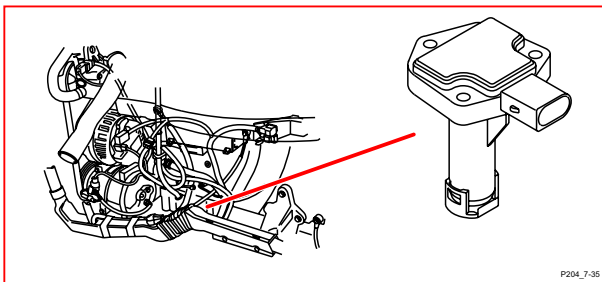
7/32 Right-hand front ABS sensor



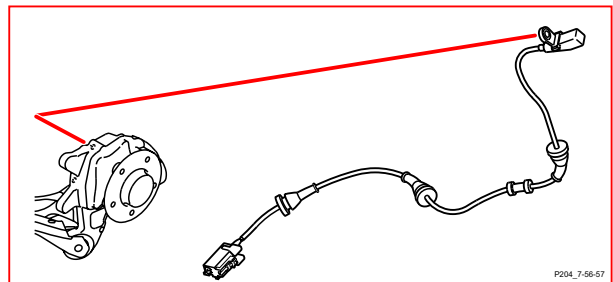
7/56 Left-hand rear ABS sensor



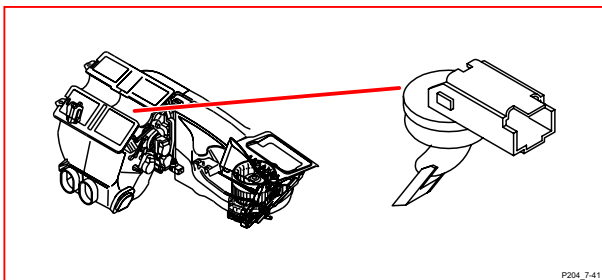
7/35 Oil level sensor



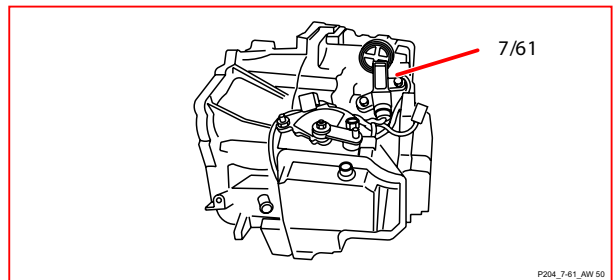
7/57 Right rear ABS sensor



7/41 Temperature sensor, evaporator



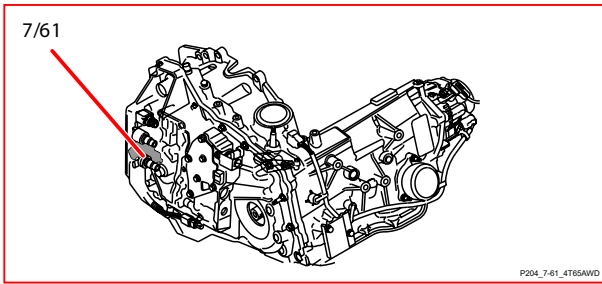
7/61 Sensor input rpm AW50



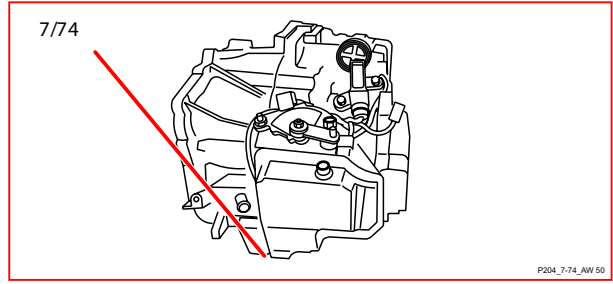
Component illustrations

7/61 - 7/87

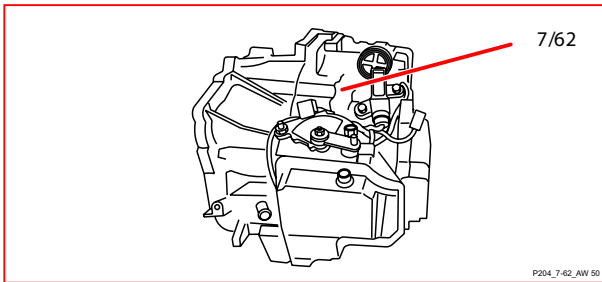
7/61 Sensor input rpm 4T65AWD



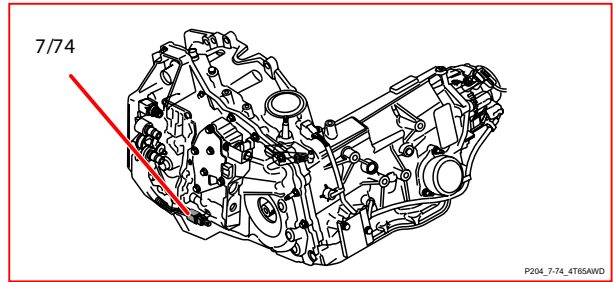
7/74 Sensor oil temperature automatic transmission AW50



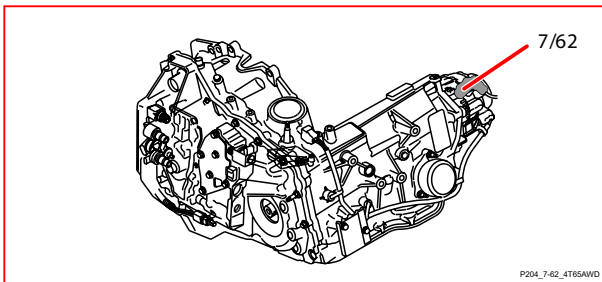
7/62 Sensor output rpm AW50



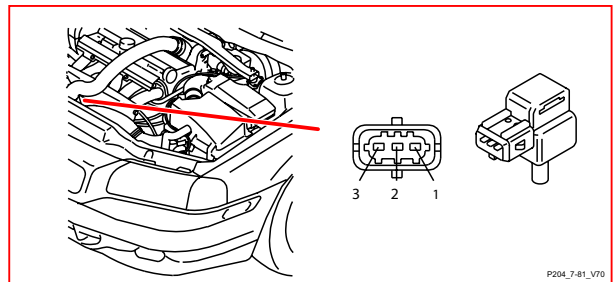
7/74 Sensor oil temperature automatic transmission 4T65AWD



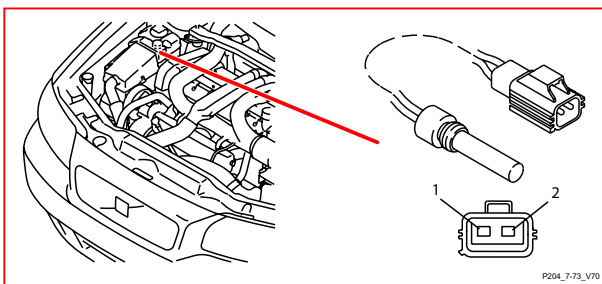
7/62 Sensor output rpm 4T65AWD



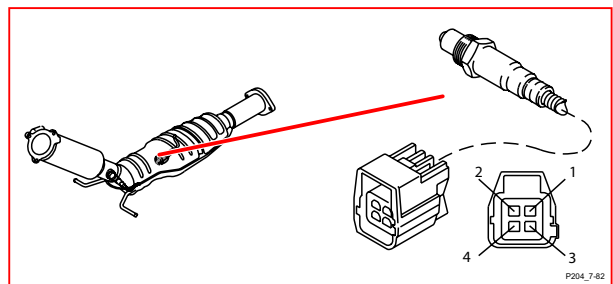
7/81 Pressure sensor, intake manifold



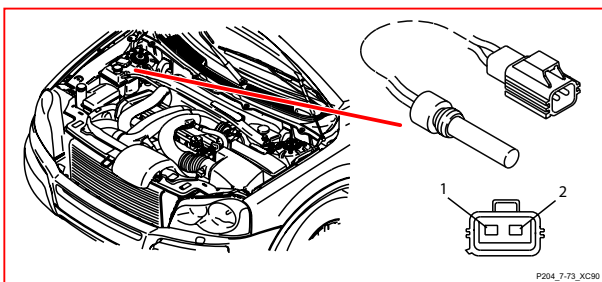
7/73 Sensor coolant level V70



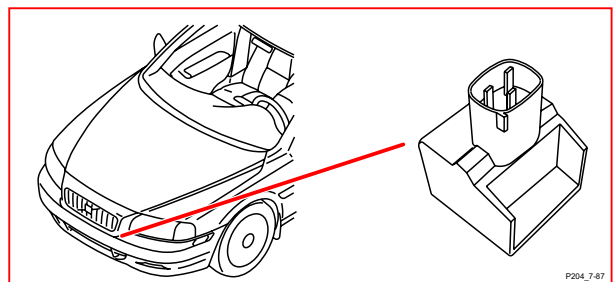
7/82 Heated oxygen sensor, diagnosis 1



7/73 Sensor coolant level XC90



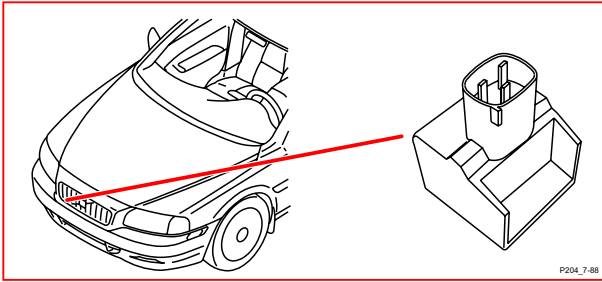
7/87 Acceleration sensor, Four-C, front left



Component illustrations

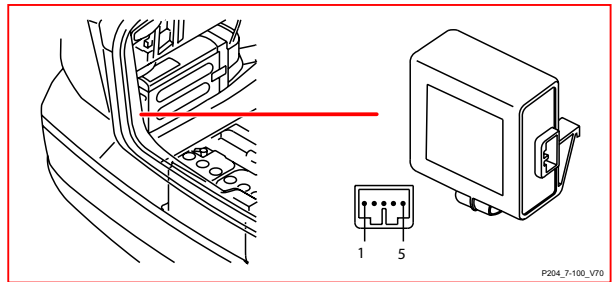
7/88 - 7/105

7/88 Acceleration sensor, Four-C, front right



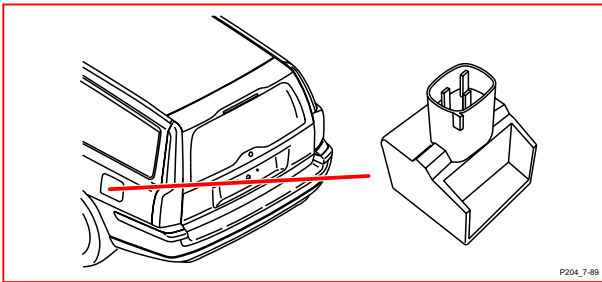
P204_7-88

7/100 Inclination Sensor Module (ISM) V70



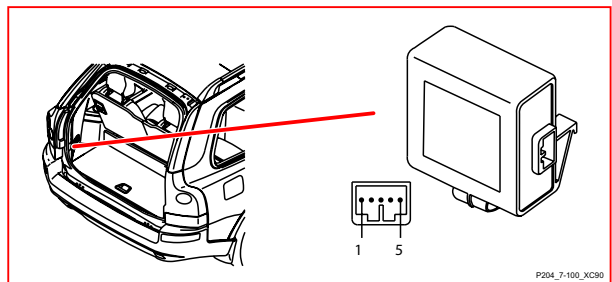
P204_7-100_V70

7/89 Acceleration sensor, Four-C, rear left



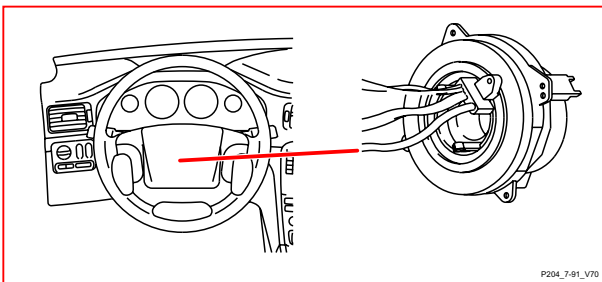
P204_7-89

7/100 Inclination Sensor Module (ISM) XC90



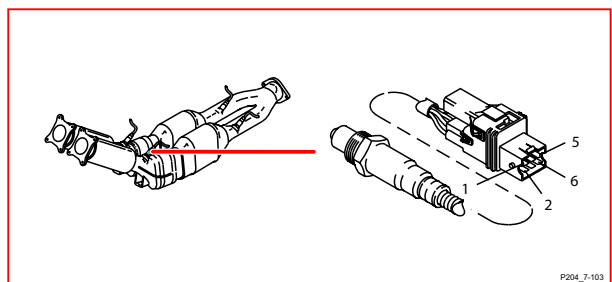
P204_7-100_XC90

7/91 Sensor steering wheel angle V70



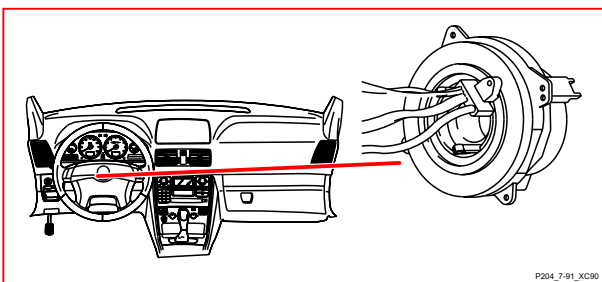
P204_7-91_V70

7/103 Heated oxygen sensor 3



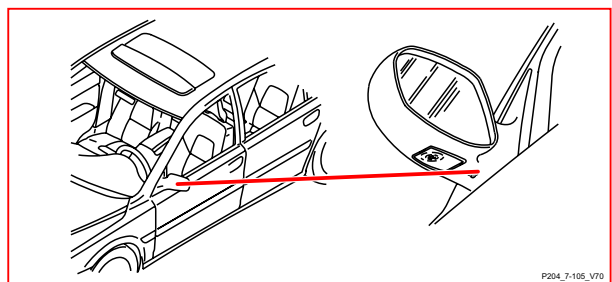
P204_7-103

7/91 Sensor steering wheel angle XC90



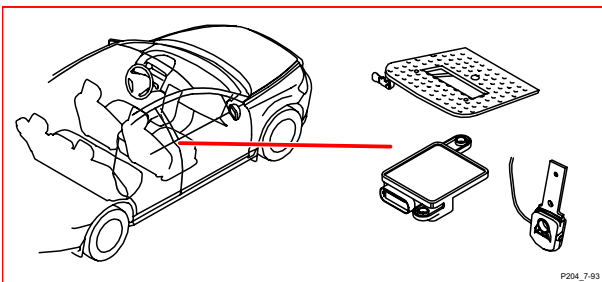
P204_7-91_XC90

7/105 Sensor ambient temperature engine control module V70



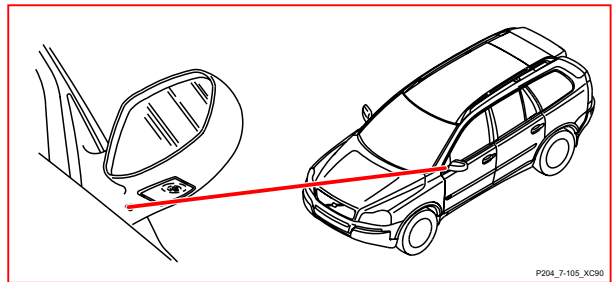
P204_7-105_V70

7/93 Occupant Weight Sensor (OWS)



P204_7-93

7/105 Sensor ambient temperature engine control module XC90

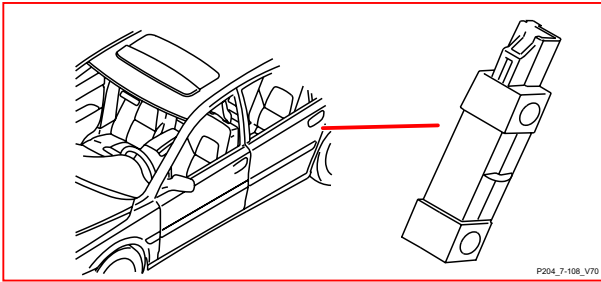


P204_7-105_XC90

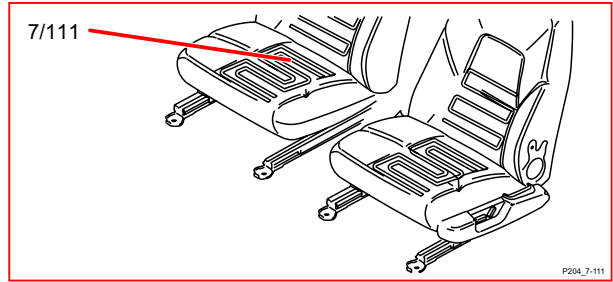
Component illustrations

7/108 - 7/116

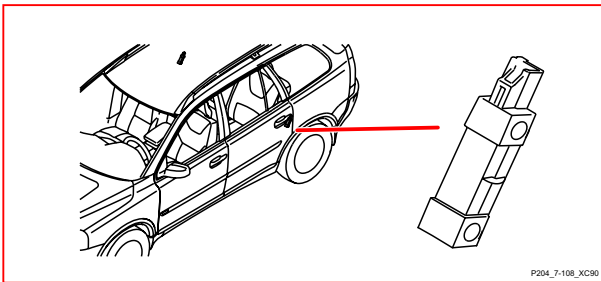
7/108 Side impact sensor rear left V70



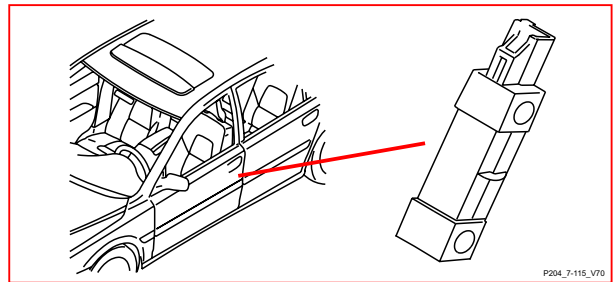
7/111 Right-hand seat temperature sensor



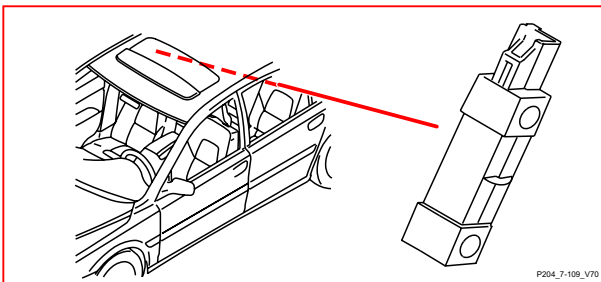
7/108 Side impact sensor rear left XC90



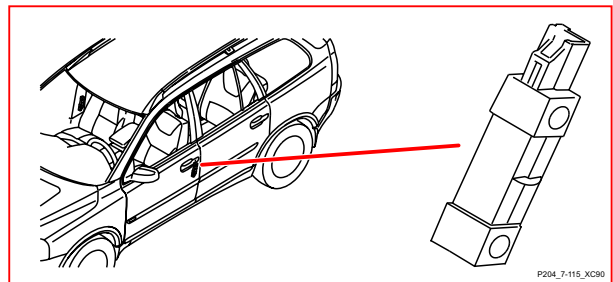
7/115 Side impact sensor front left V70



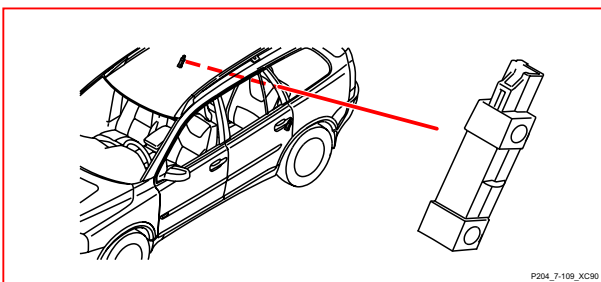
7/109 Side impact sensor rear right V70



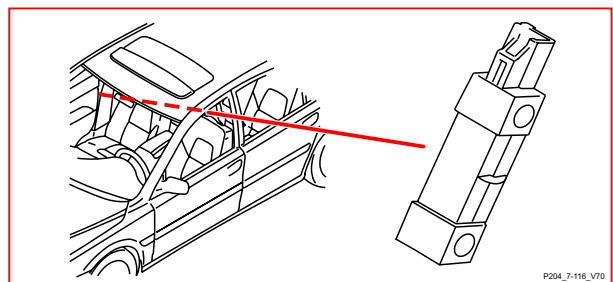
7/115 Side impact sensor front left XC90



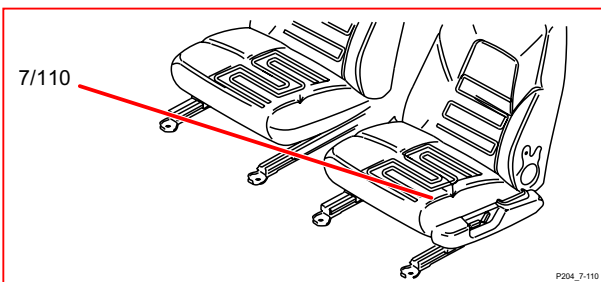
7/109 Side impact sensor rear right XC90



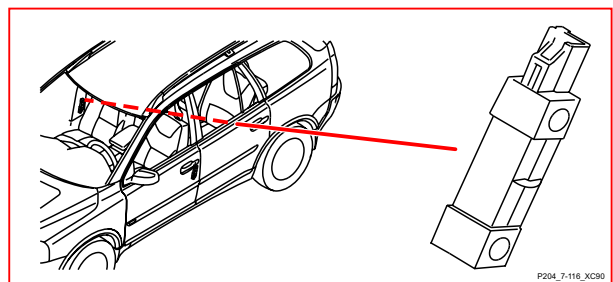
7/116 Side impact sensor front right V70



7/110 Left-hand seat temperature sensor



7/116 Side impact sensor front right XC90

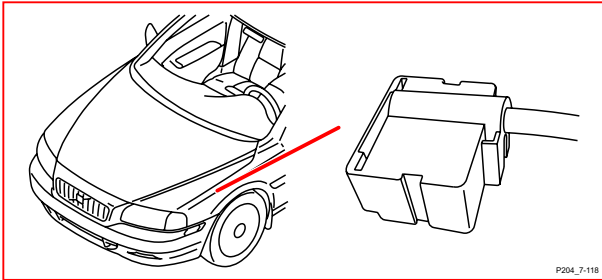


Component illustrations

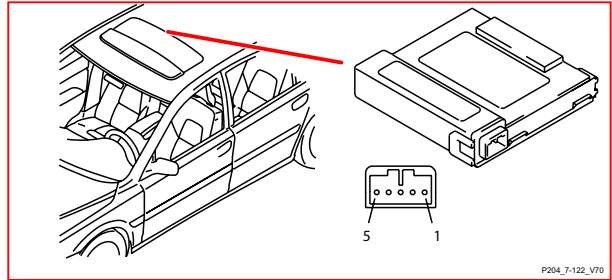
7/118 - 7/124



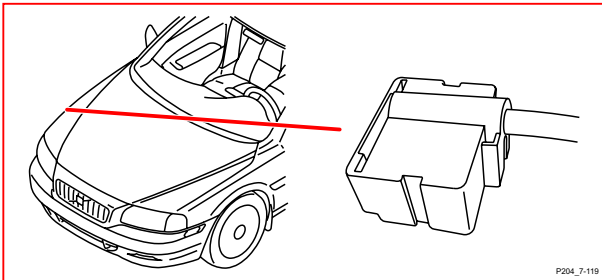
7/118 Acceleration sensor, shock absorber, Four-C, front left



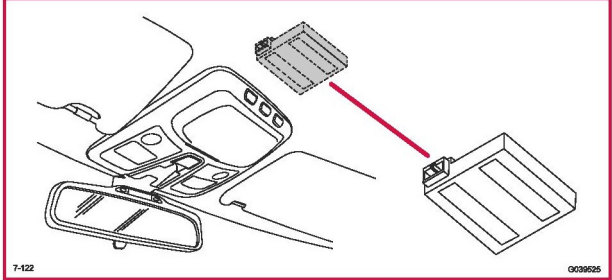
7/122 Mass Movement Sensor (MMS), front V70



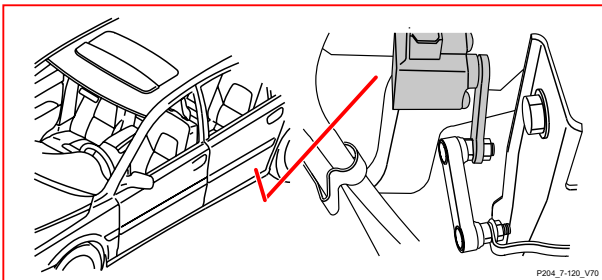
7/119 Acceleration sensor, shock absorber, Four-C, front right



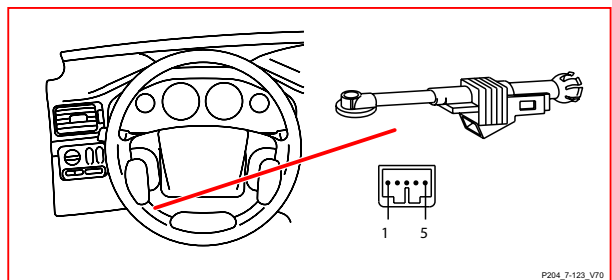
7/122 Mass Movement Sensor (MMS), front XC90



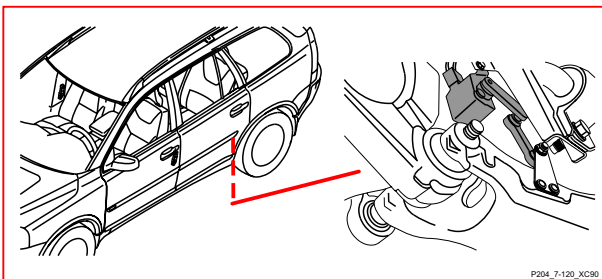
7/120 Angle sensor Four-C/Bi-Xenon rear left V70



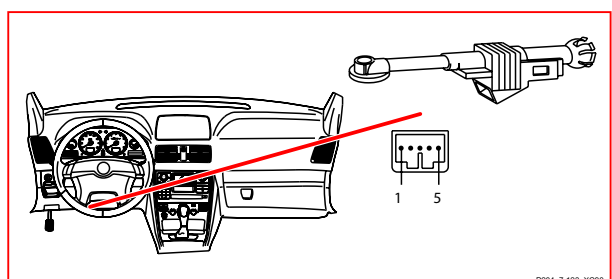
7/123 Sensor clutch pedal V70



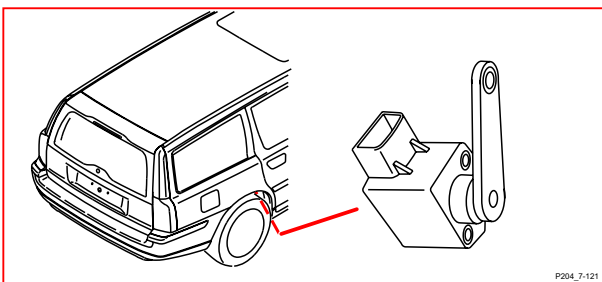
7/120 Angle sensor Four-C/Bi-Xenon rear left XC90



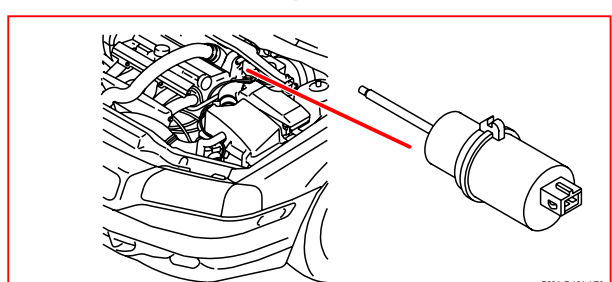
7/123 Sensor clutch pedal XC90



7/121 Angle sensor Four-C/Bi-Xenon rear right



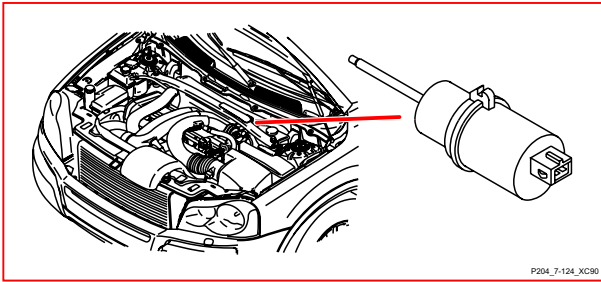
7/124 Sensor brake pedal V70



Component illustrations

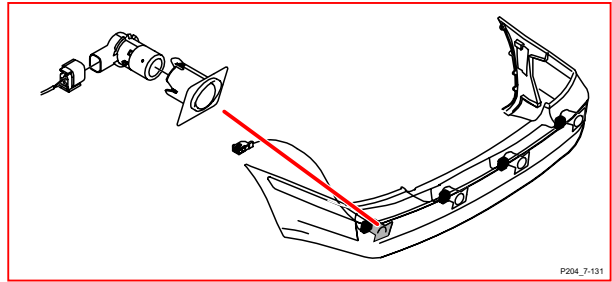
7/124 - 7/135

7/124 Sensor brake pedal XC90



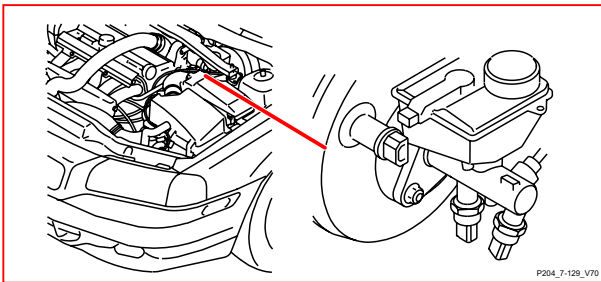
P204_7-124_XC90

7/131 Parking assistance sensor, rear 1



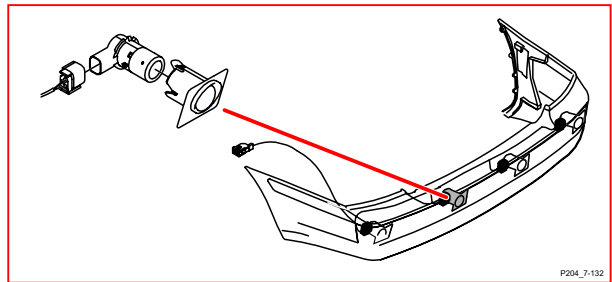
P204_7-131

7/129 Brake pressure sensor 2 V70



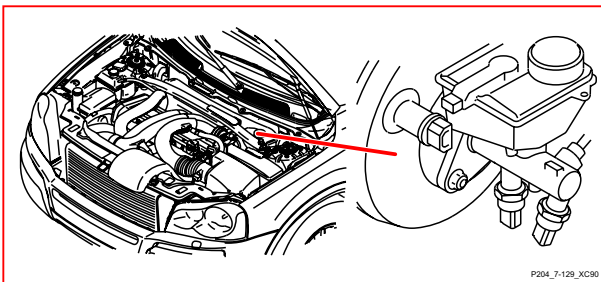
P204_7-129_V70

7/132 Parking assistance sensor, rear 2



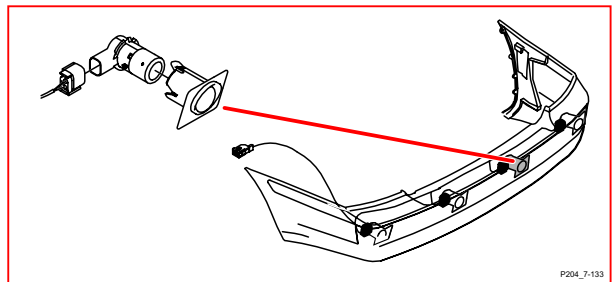
P204_7-132

7/129 Brake pressure sensor 2 XC90



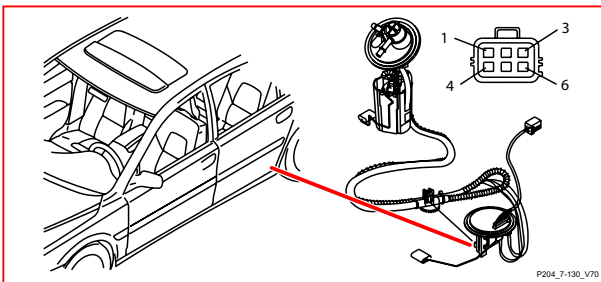
P204_7-129_XC90

7/133 Parking assistance sensor, rear 3



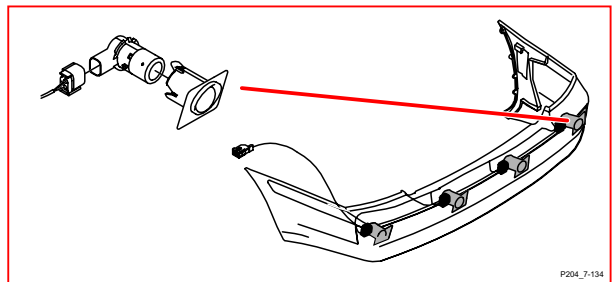
P204_7-133

7/130 Sensor fuel level ejector side V70



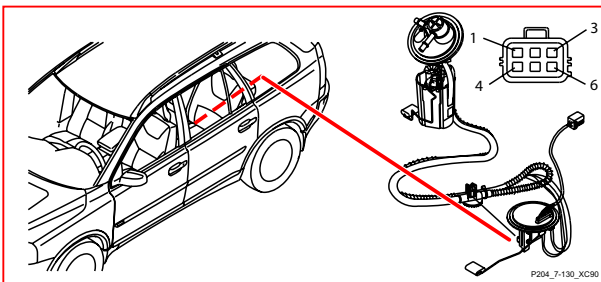
P204_7-130_V70

7/134 Parking assistance sensor, rear 4



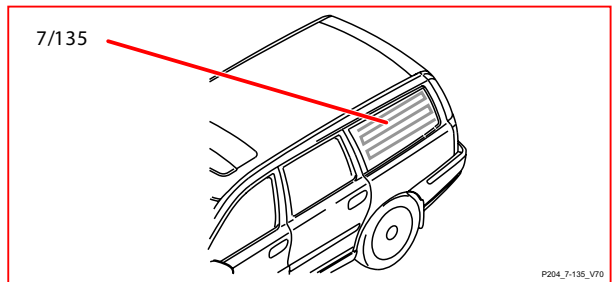
P204_7-134

7/130 Sensor fuel level ejector side XC90



P204_7-130_XC90

7/135 Glass breakage sensor, left-hand

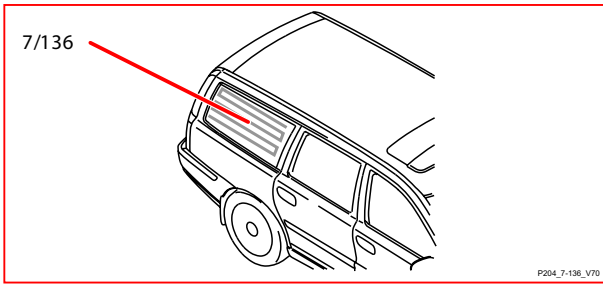


P204_7-135_V70

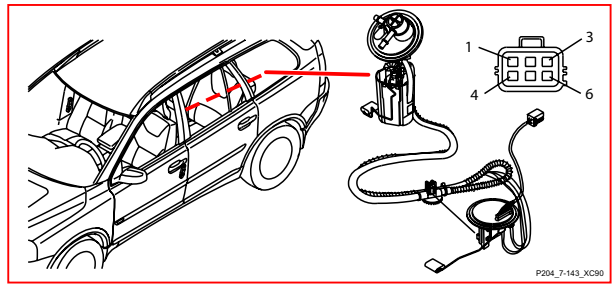
Component illustrations

7/136 - 7/156

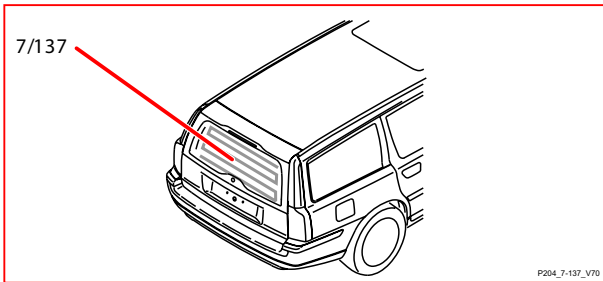
7/136 Glass breakage sensor, right-hand



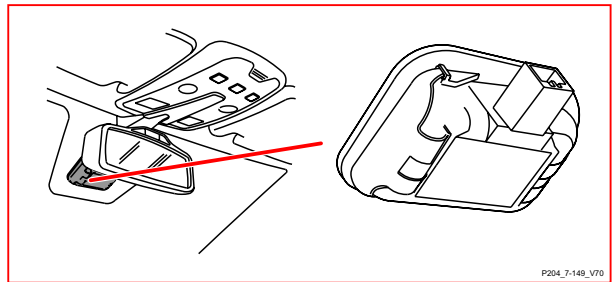
7/143 Sensor fuel level pump side XC90



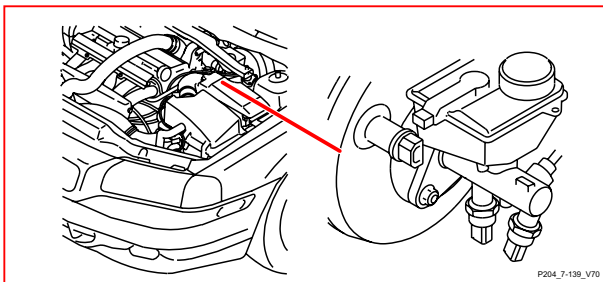
7/137 Glass breakage sensor, tailgate



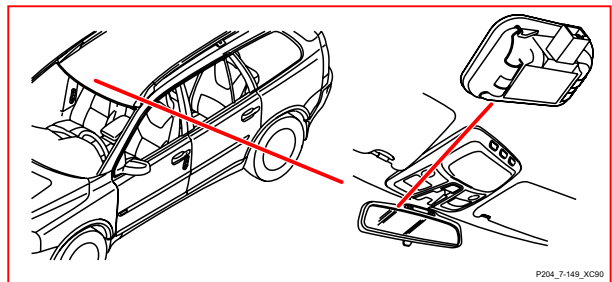
7/149 Rain Sensor Module (RSM) V70



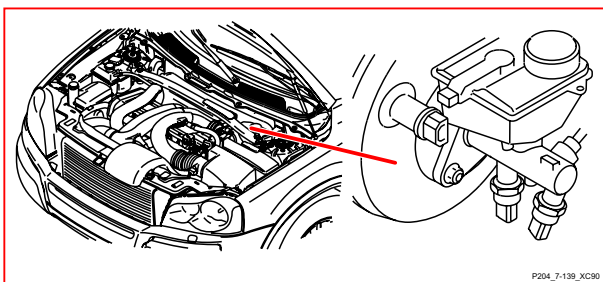
7/139 Brake pressure sensor 1 V70



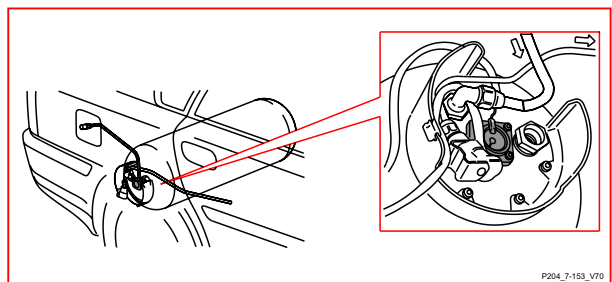
7/149 Rain Sensor Module (RSM) XC90



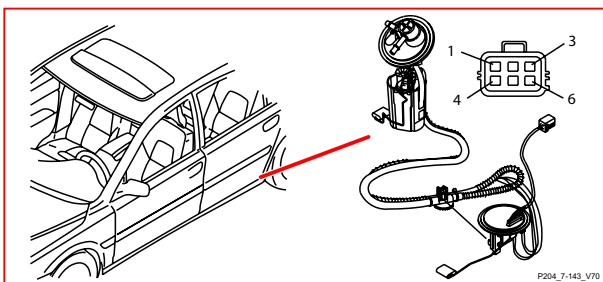
7/139 Brake pressure sensor 1 XC90



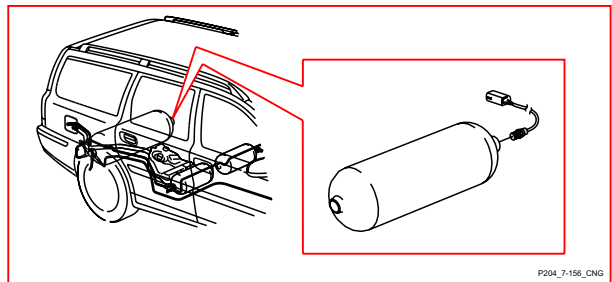
7/153 Sensor, fuel level LPG



7/143 Sensor fuel level pump side V70



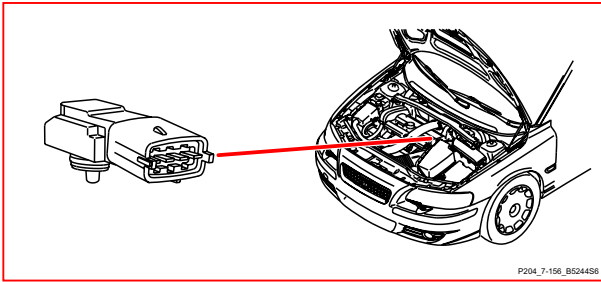
7/156 Pressure and temperature sensor CNG



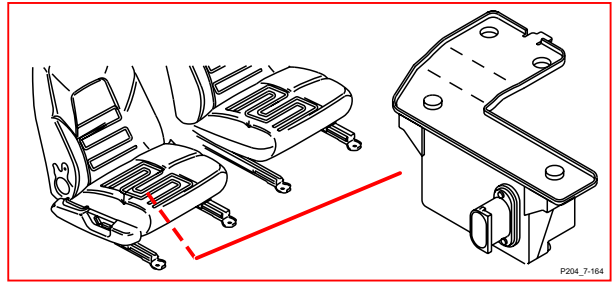
Component illustrations

7/156 - 7/173

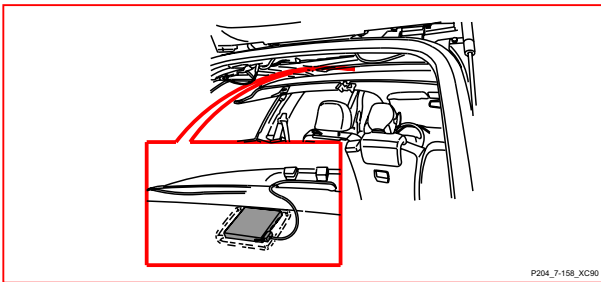
7/156 Pressure and temperature sensor fuel



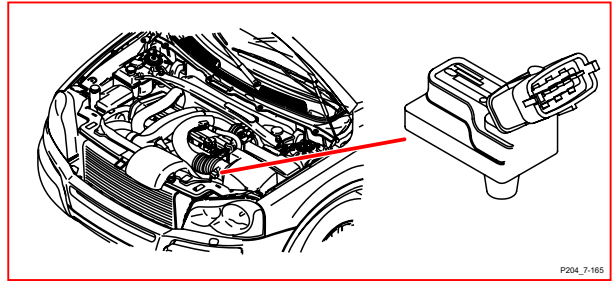
7/164 Body Sensor Cluster (BSC)



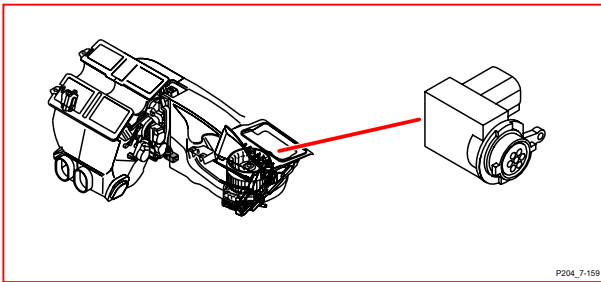
7/158 Mass Movement Sensor (MMS), rear



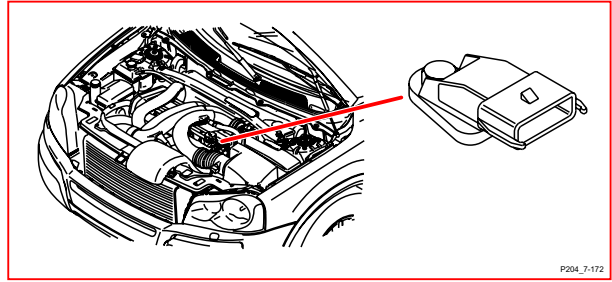
7/165 Pressure and temperature sensor, intake manifold



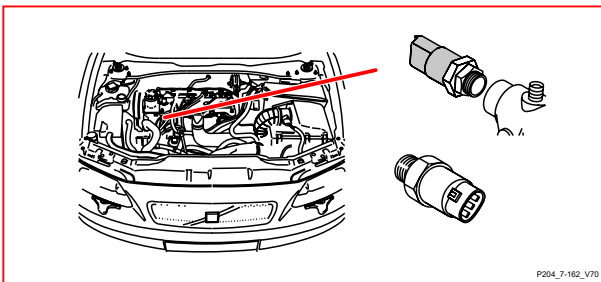
7/159 Air Quality Sensor (AQS)



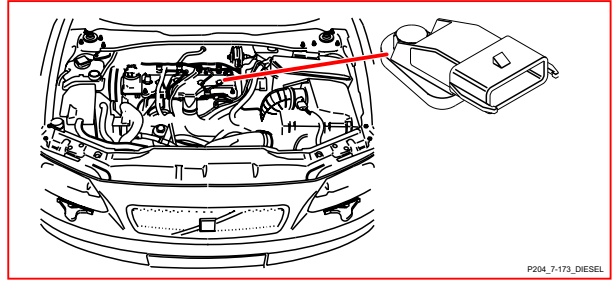
7/172 Position sensor, camshaft, intake side



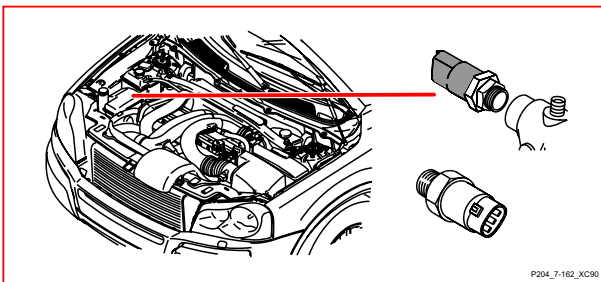
7/162 Pressure sensor fuel lines V70



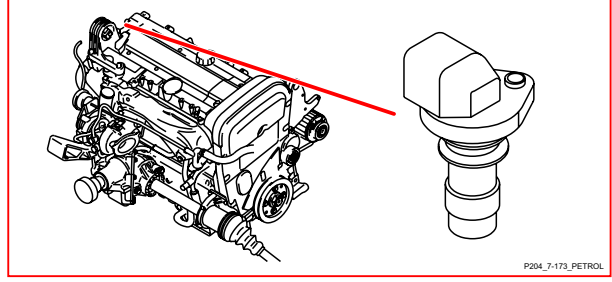
7/173 Position sensor camshaft exhaust side Diesel



7/162 Pressure sensor fuel lines XC90



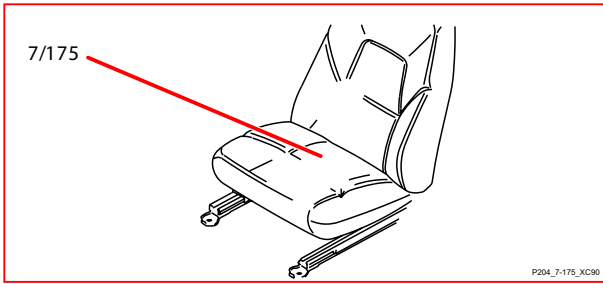
7/173 Position sensor camshaft exhaust side Gasoline



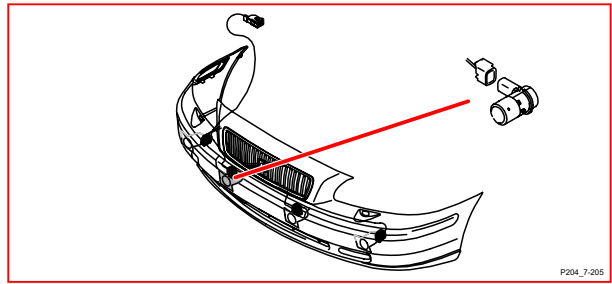
Component illustrations

7/175 - 8/3

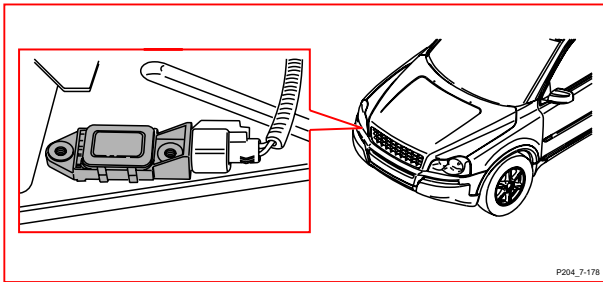
7/175 Weight sensor passenger seat, seat belt reminder



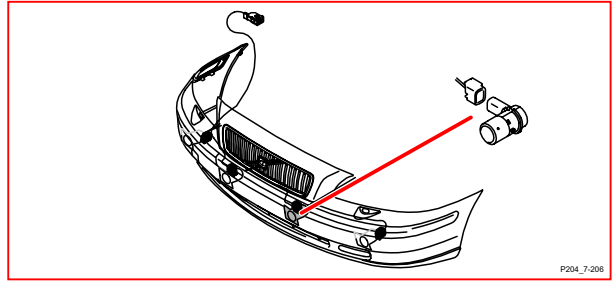
7/205 Parking assistance sensor, front 6 LHD



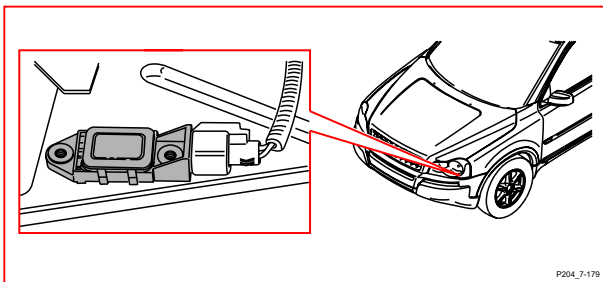
7/178 RH front impact sensor



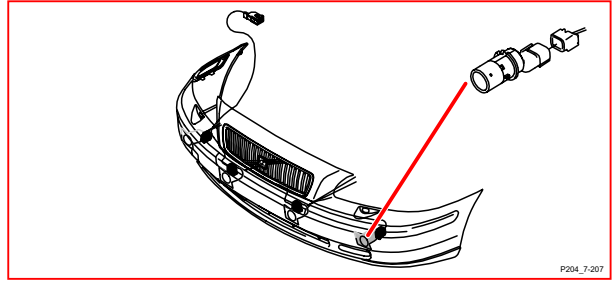
7/206 Parking assistance sensor, front 7 LHD



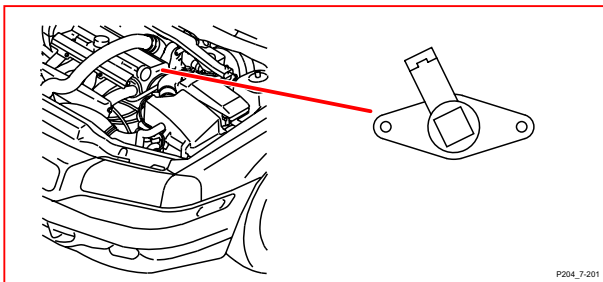
7/179 LH front impact sensor



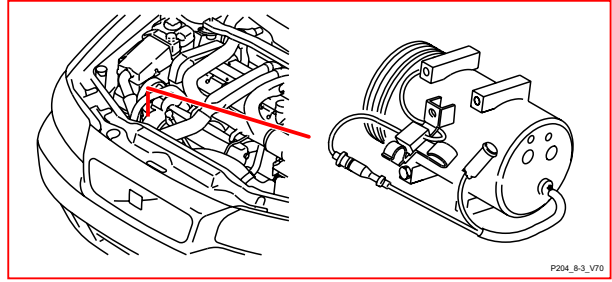
7/207 Parking assistance sensor, front 8 LHD



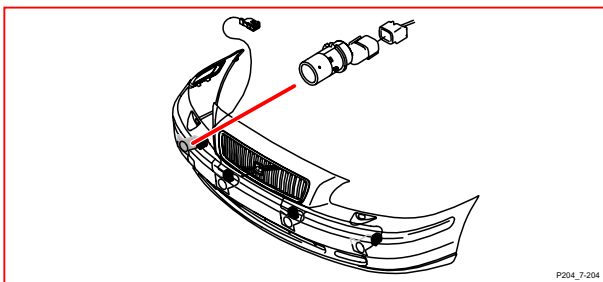
7/201 Pressure and temperature sensor, gas



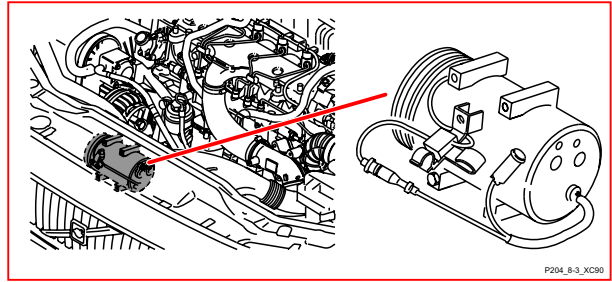
8/3 Electromagnetic clutch climate control system V70



7/204 Parking assistance sensor, front 5 LHD



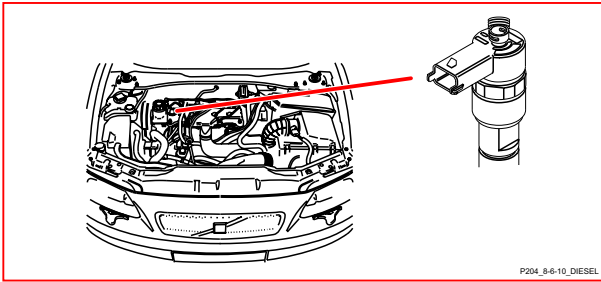
8/3 Electromagnetic clutch climate control system XC90



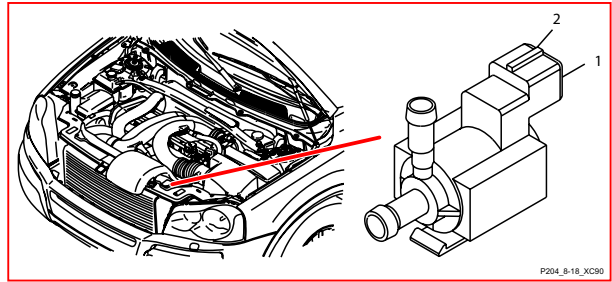
Component illustrations

8/6 - 8/22

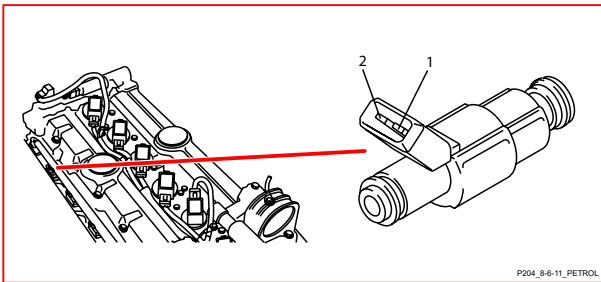
8/6-10 Injectors Diesel



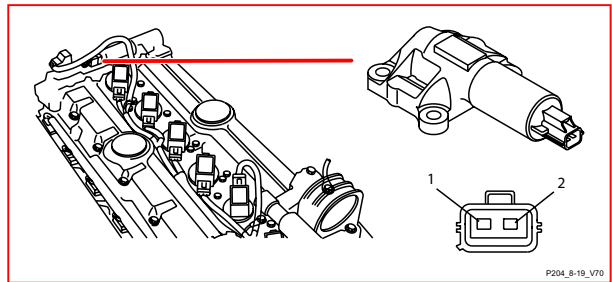
8/18 EVAP valve XC90



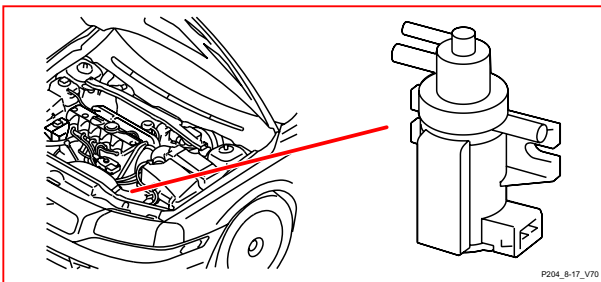
8/6-11 Injectors Gasoline



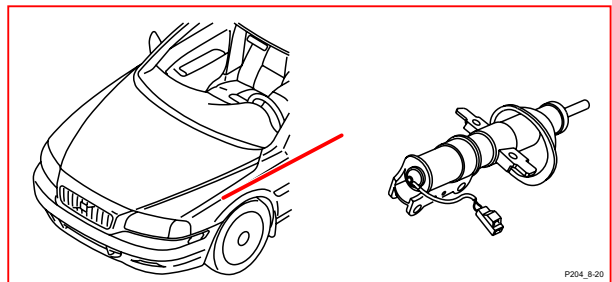
8/19 Solenoid, variable valve time, inlet



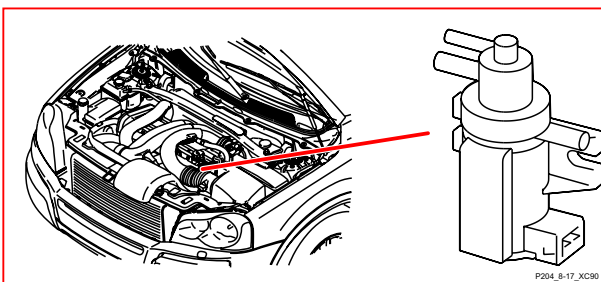
8/17 EGR valve, Diesel V70



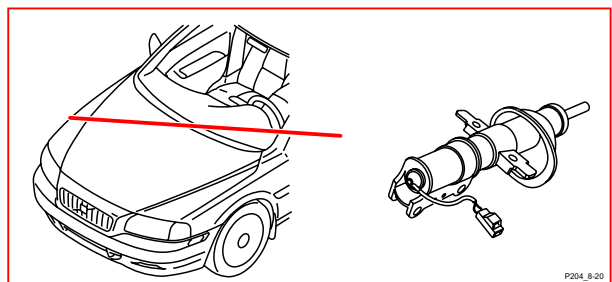
8/20 Shock absorber, Four-C, front left



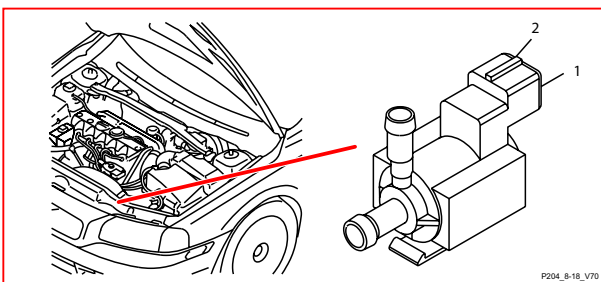
8/17 EGR valve, Diesel XC90



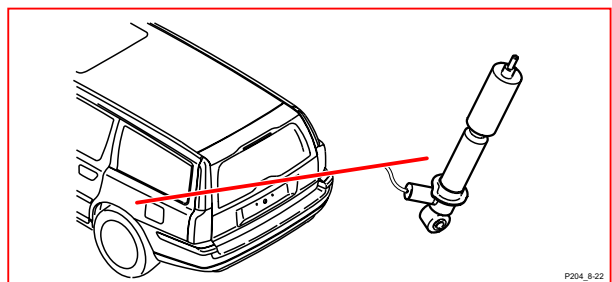
8/21 Shock absorber, Four-C, front right



8/18 EVAP valve V70



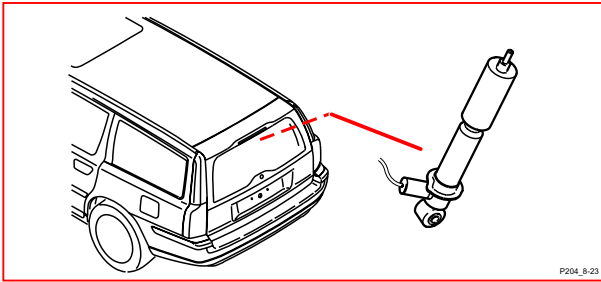
8/22 Shock absorber, Four-C, rear left



Component illustrations

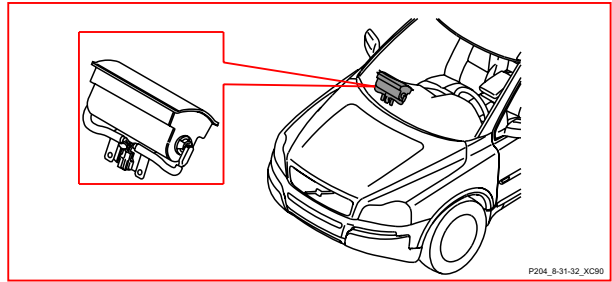
8/23 - 8/33

8/23 Shock absorber, Four-C, rear right



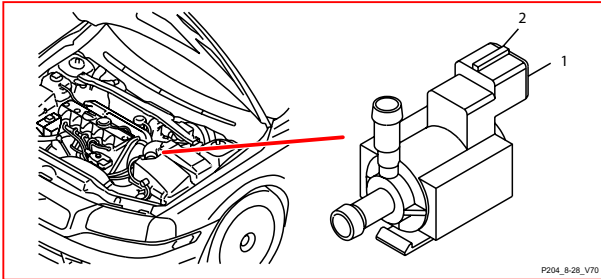
P204_8-23

8/31 Igniter airbag passenger side XC90



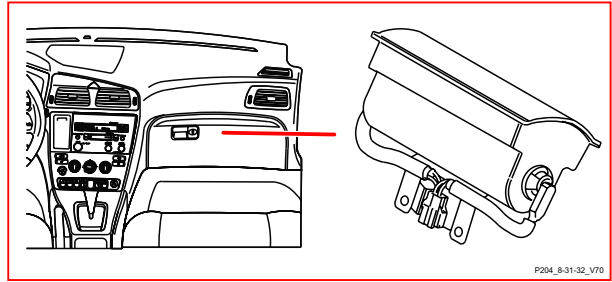
P204_8-31-32_XC90

8/28 Turbo control valve V70



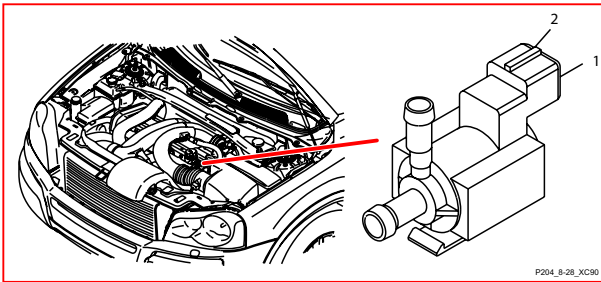
P204_8-28_V70

8/32 Igniter airbag passenger side stage 2 V70



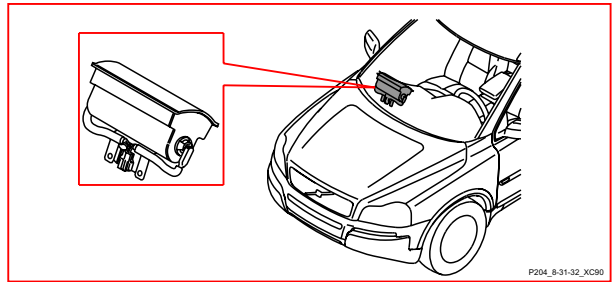
P204_8-31-32_V70

8/28 Turbo control valve XC90



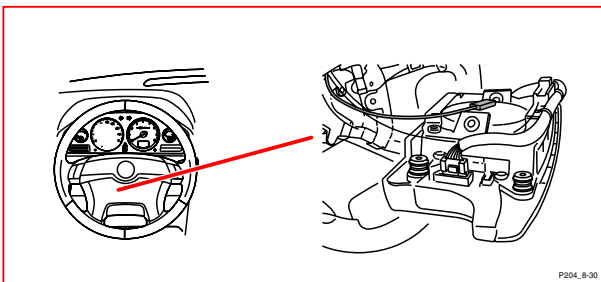
P204_8-28_XC90

8/32 Igniter airbag passenger side stage 2, XC90



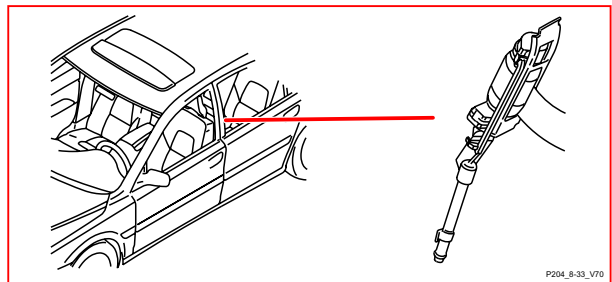
P204_8-31-32_XC90

8/30 Driver side airbag igniter



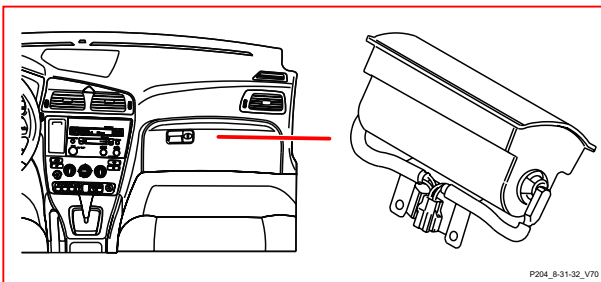
P204_8-30

8/33 Igniter belt tensioner front left V70



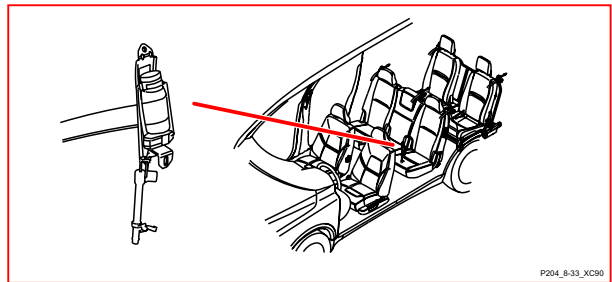
P204_8-33_V70

8/31 Igniter airbag passenger side V70



P204_8-31-32_V70

8/33 Igniter belt tensioner front left XC90

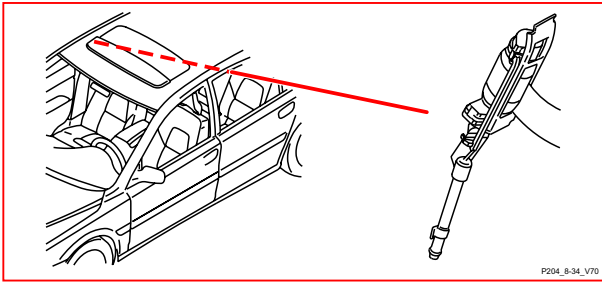


P204_8-33_XC90

Component illustrations

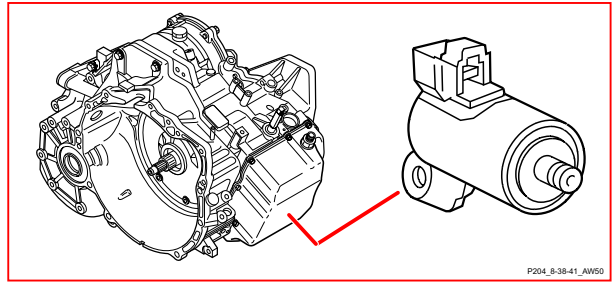
8/34 - 8/40 AW50

8/34 Igniter belt tensioner front right V70



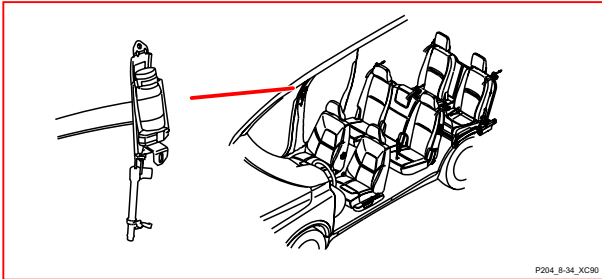
P204_8-34_V70

8/38 Gearshifting solenoid 1 AW50



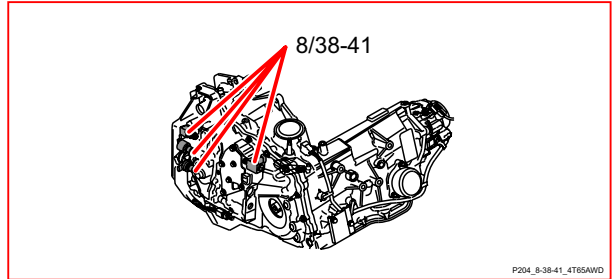
P204_8-38-41_AW50

8/34 Igniter belt tensioner front right XC90



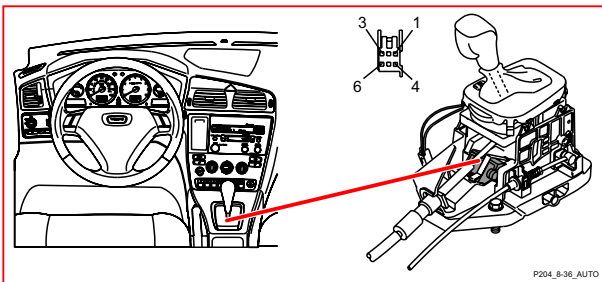
P204_8-34_XC90

8/38 Gearshifting solenoid 1 4T65AWD



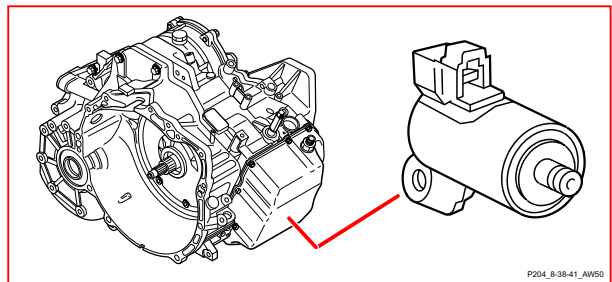
P204_8-38-41_4T65AWD

8/36 Shift lock solenoid



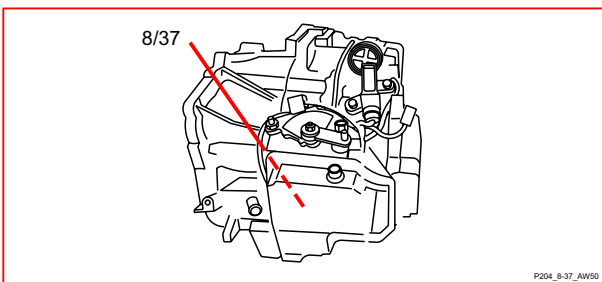
P204_8-36_AUTO

8/39 Gearshifting solenoid 2 AW50



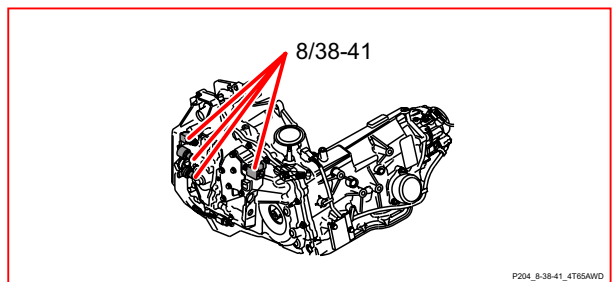
P204_8-38-41_AW50

8/37 Automatic transmission AW50



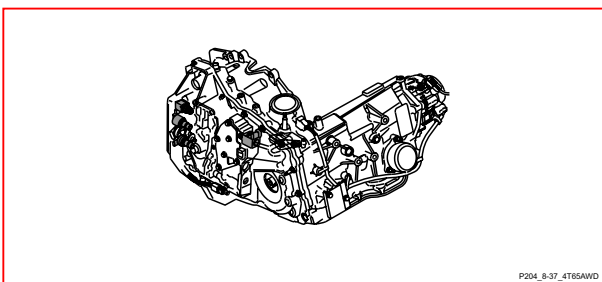
P204_8-37_AW50

8/39 Gearshifting solenoid 2 4T65AWD



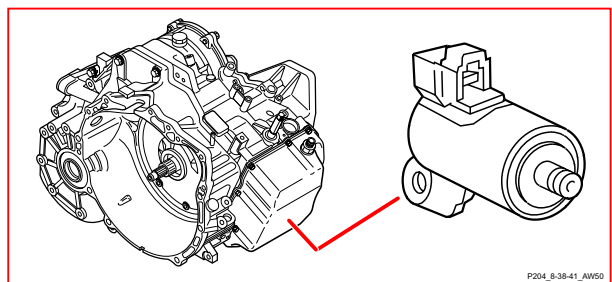
P204_8-38-41_4T65AWD

8/37 Automatic transmission 4T65AWD



P204_8-37_4T65AWD

8/40 Lock-up solenoid AW50

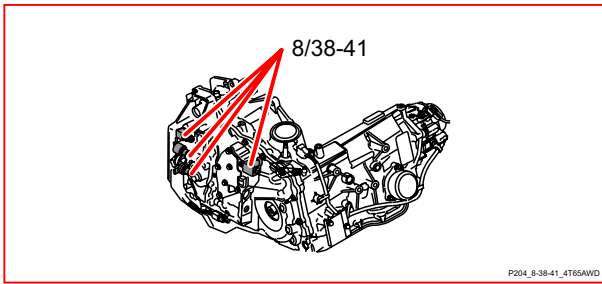


P204_8-38-41_AW50

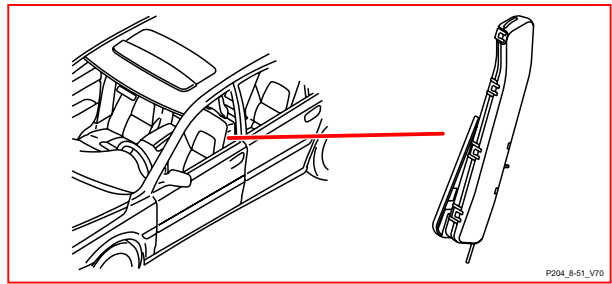
Component illustrations

8/40 4T65AWD - 8/55

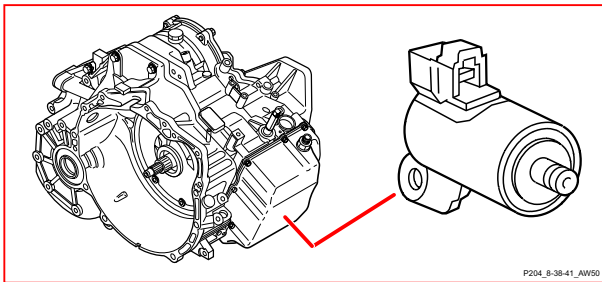
8/40 Lock-up solenoid 4T65AWD



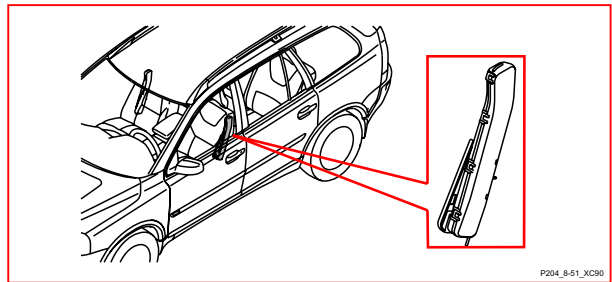
8/51 Igniter side airbag front left V70



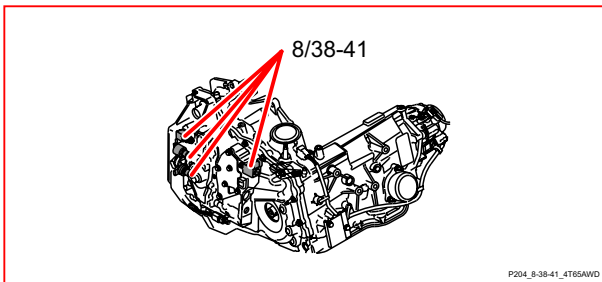
8/41 Pressure solenoid AW50



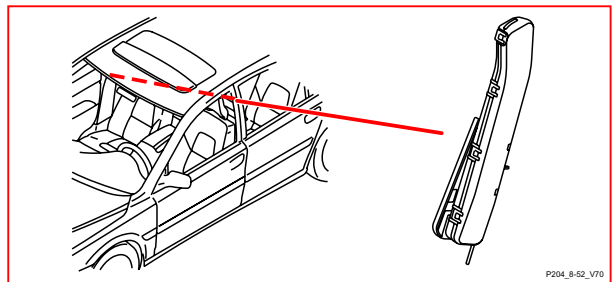
8/51 Igniter side airbag front left XC90



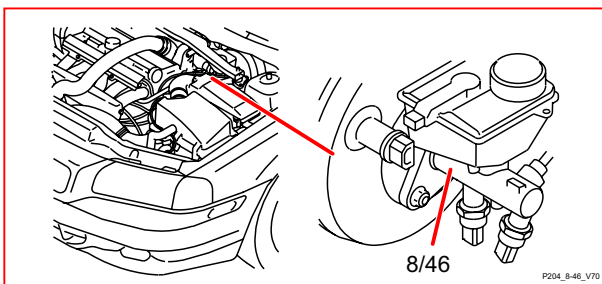
8/41 Pressure solenoid 4T65AWD



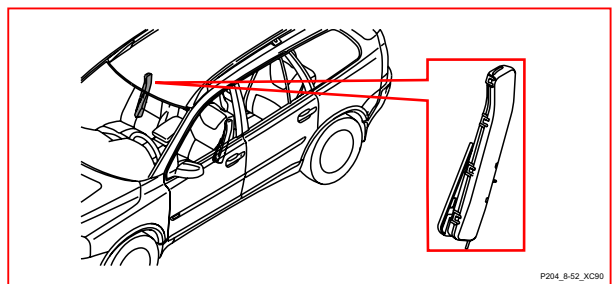
8/52 Igniter airbag front right V70



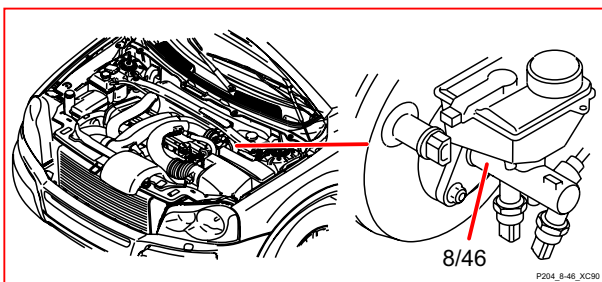
8/46 Activation unit DSTC V70



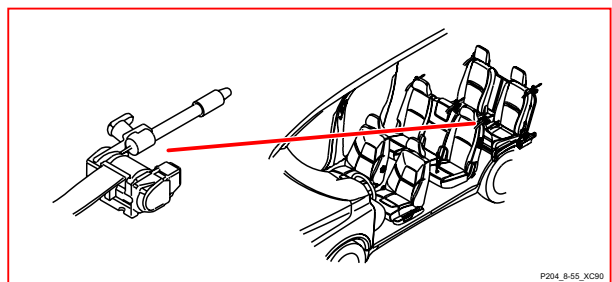
8/52 Igniter airbag front right XC90



8/46 Activation unit DSTC XC90

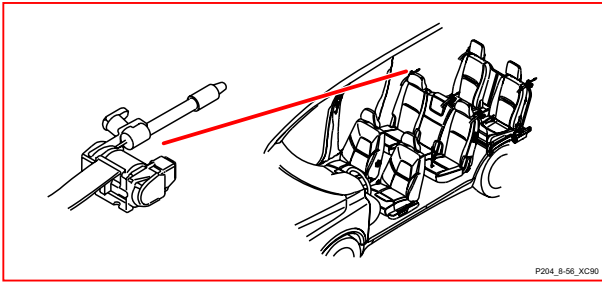


8/55 Rear left belt tensioner igniter



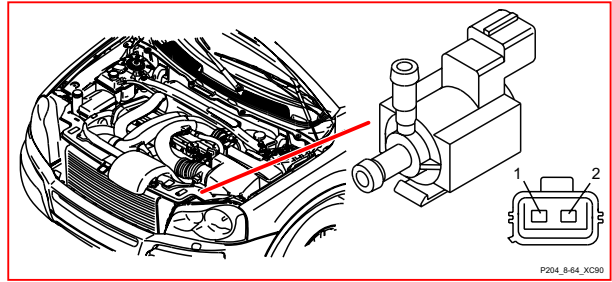
Component illustrations
8/56 - 8/67

8/56 Rear right belt tensioner igniter



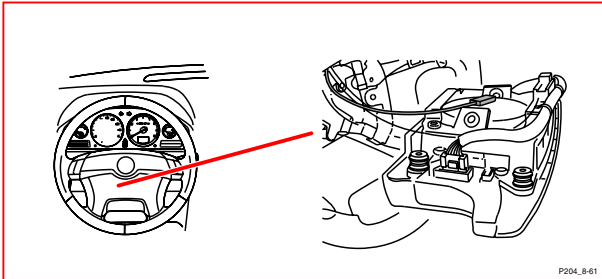
P204_8-56_XC90

8/64 Solenoid valve engine mounting, Diesel XC90



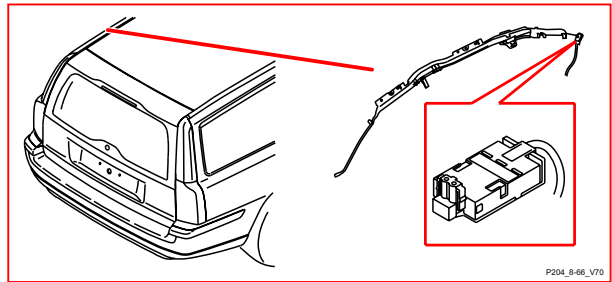
P204_8-64_XC90

8/61 Driver side airbag igniter step 2



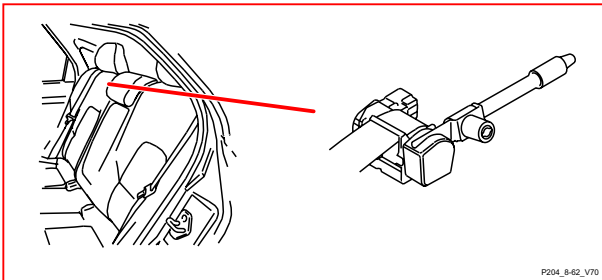
P204_8-61

8/66 Igniter inflatable curtain left V70



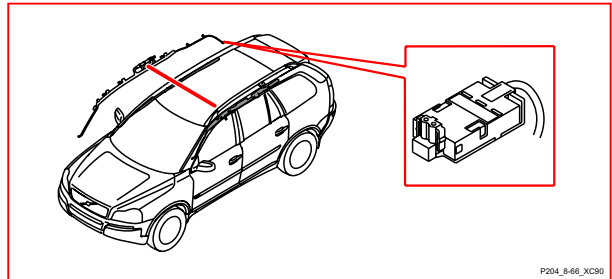
P204_8-66_V70

8/62 Igniter belt tensioner center rear V70



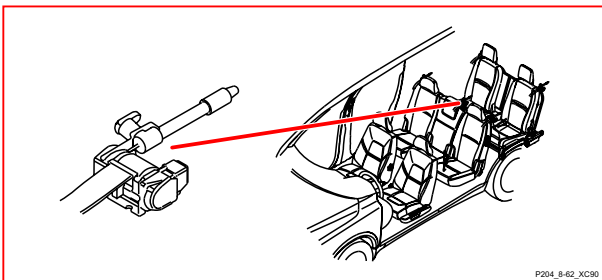
P204_8-62_V70

8/66 Igniter inflatable curtain left XC90



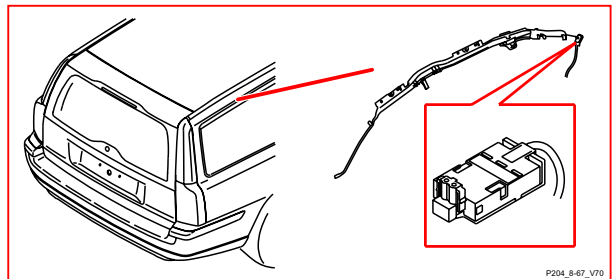
P204_8-66_XC90

8/62 Igniter belt tensioner center rear XC90



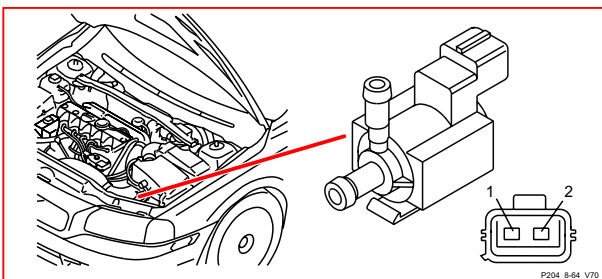
P204_8-62_XC90

8/67 Igniter inflatable curtain right V70



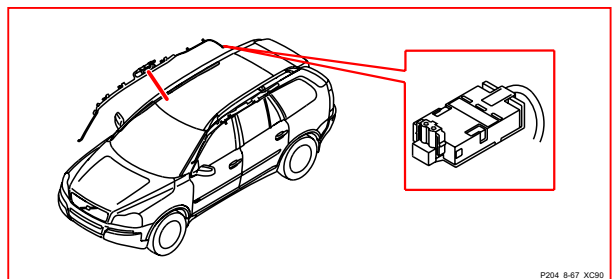
P204_8-67_V70

8/64 Solenoid valve engine mounting, Diesel V70



P204_8-64_V70

8/67 Igniter inflatable curtain right XC90

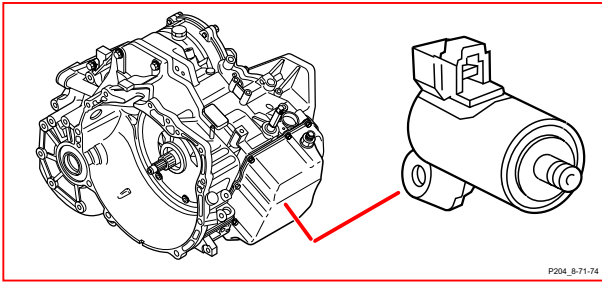


P204_8-67_XC90

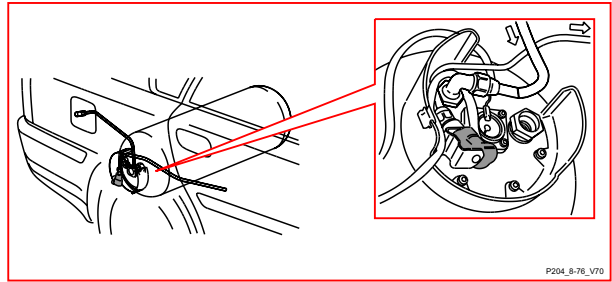
Component illustrations

8/71 - 8/81

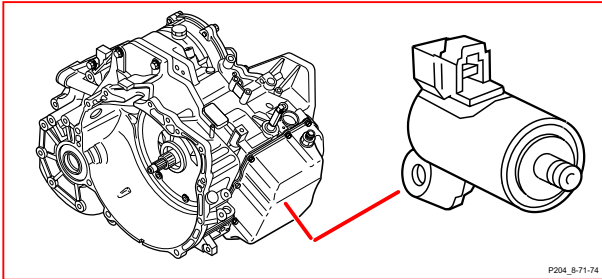
8/71 Throttle solenoid



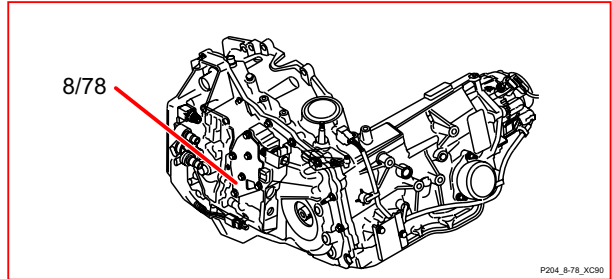
8/76 Gas tank valve



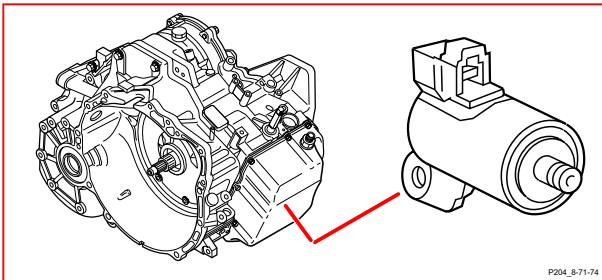
8/72 Shift solenoid 3



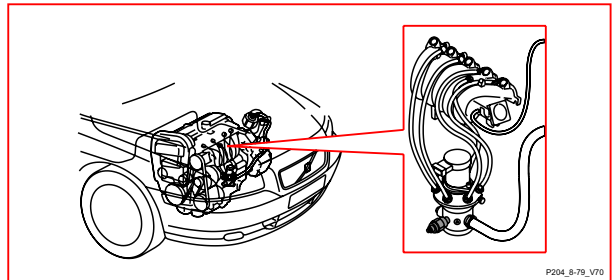
8/78 Oil pressure sensor



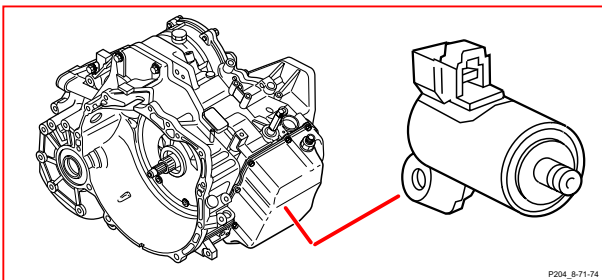
8/73 Shift solenoid 4



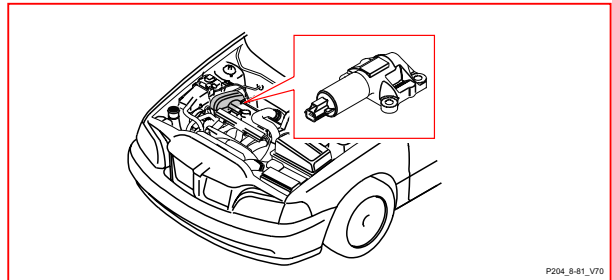
8/79 Valve LPG



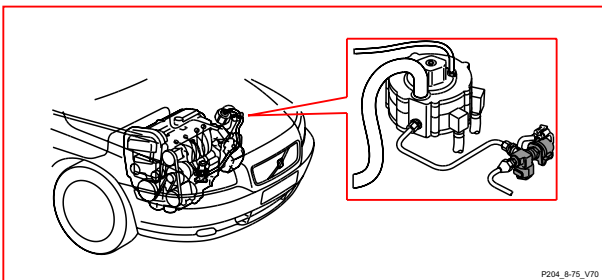
8/74 Shift solenoid 5



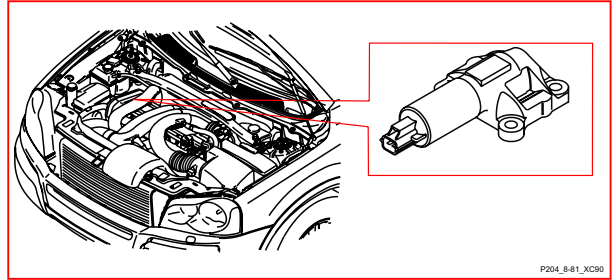
8/81 Solenoid variable valve timing exhaust V70



8/75 Valve, fuel cut-off DFCO



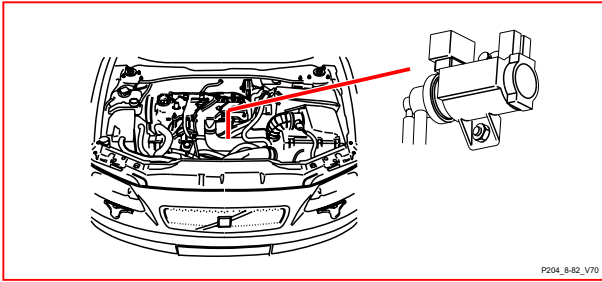
8/81 Solenoid variable valve timing exhaust XC90



Component illustrations

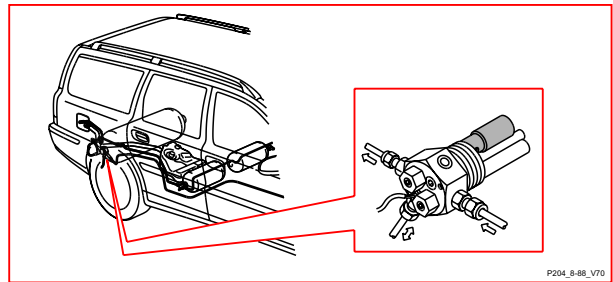
8/82 - 8/95

8/82 Solenoid variable turbo geometry, Diesel V70



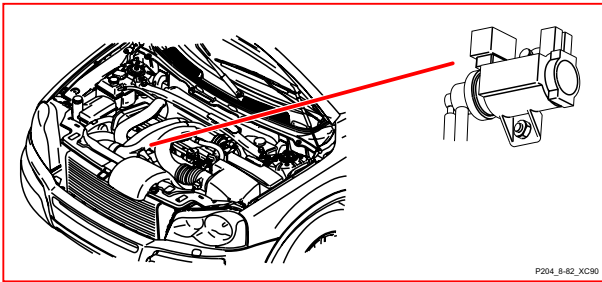
P204_8-82_V70

8/88 Solenoid, gas tank CNG rear



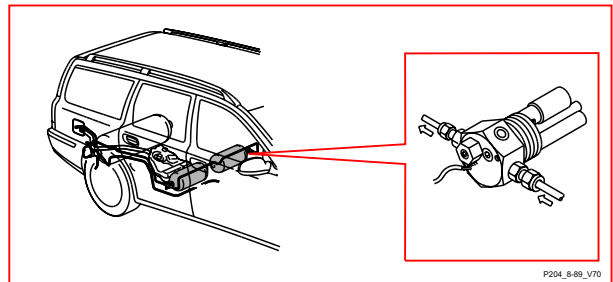
P204_8-88_V70

8/82 Solenoid variable turbo geometry, Diesel XC90



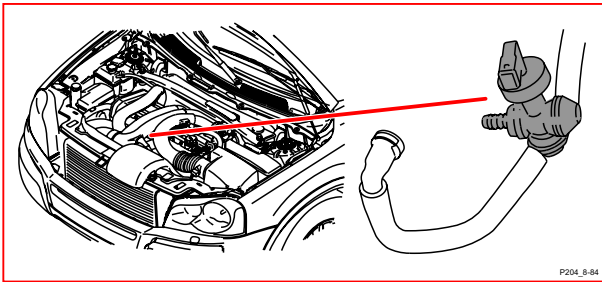
P204_8-82_XC90

8/89 Solenoid, fuel tank CNG front left



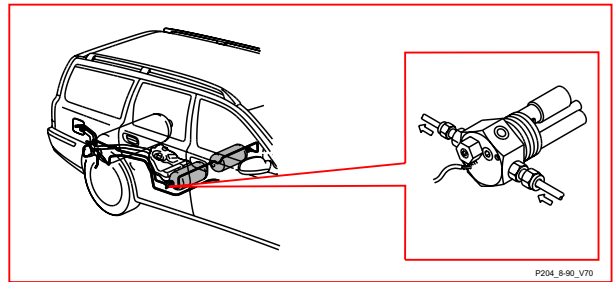
P204_8-89_V70

8/84 Switch, vacuum pump



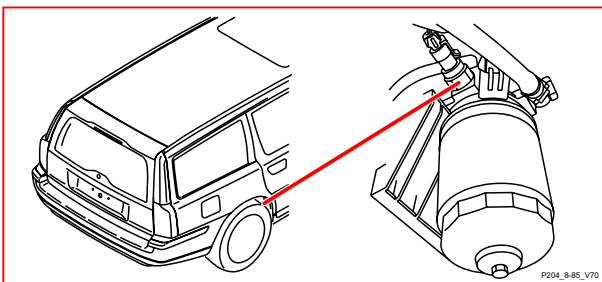
P204_8-84

8/90 Solenoid, fuel tank CNG front right



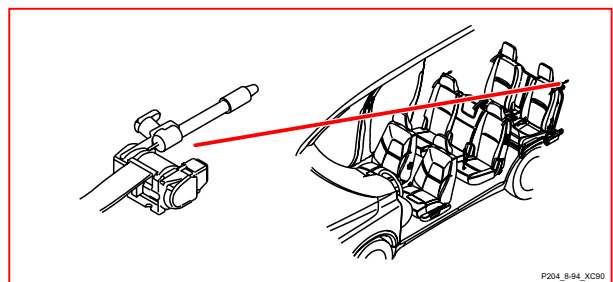
P204_8-90_V70

8/85 Thermal switch and fuel filter heating V70



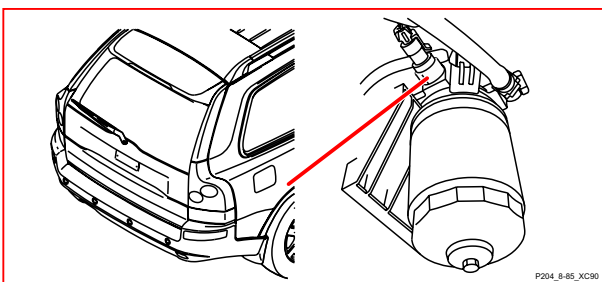
P204_8-85_V70

8/94 Left-hand belt tensioner igniter, third row of seats



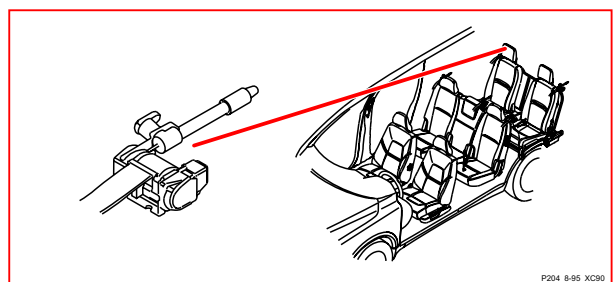
P204_8-94_XC90

8/85 Thermal switch and fuel filter heating XC90



P204_8-85_XC90

8/95 Right-hand belt tensioner igniter, third row of seats

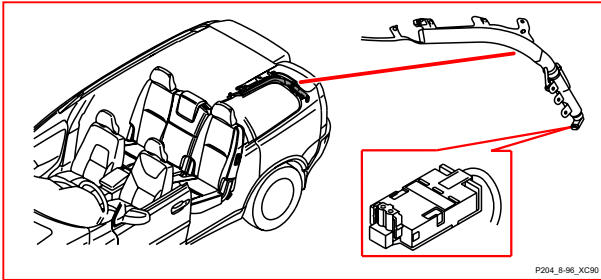


P204_8-95_XC90

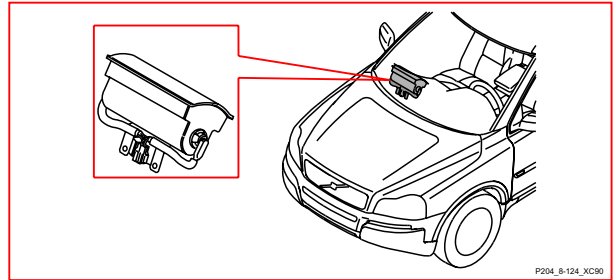
Component illustrations

8/96 - 9/2 V70

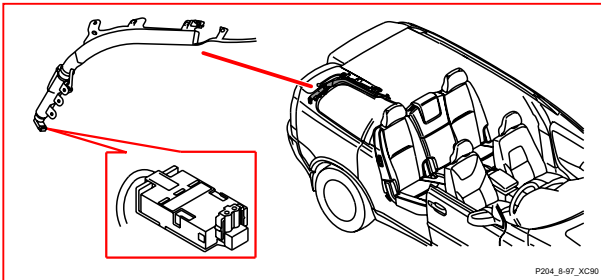
8/96 Left-hand inflatable curtain igniter, third row of seats



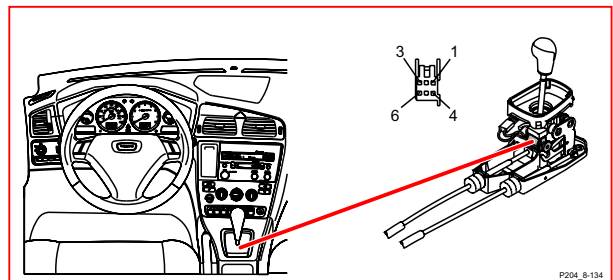
8/124 Igniter passenger side airbag stage 3, XC90



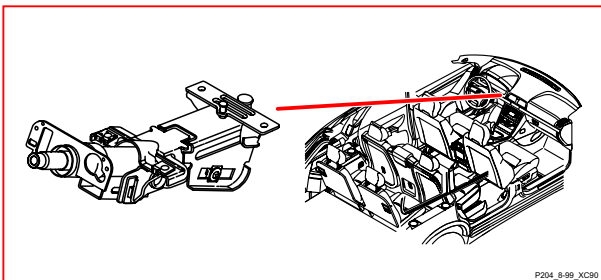
8/97 Right-hand inflatable curtain igniter, third row of seats



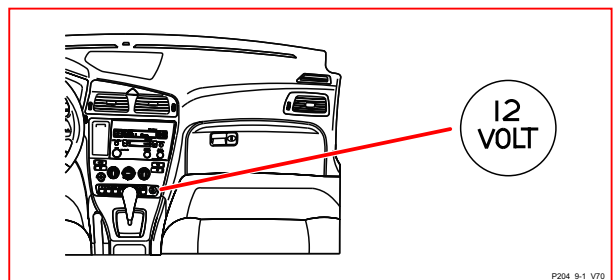
8/134 Solenoid, reverse interlock, manual



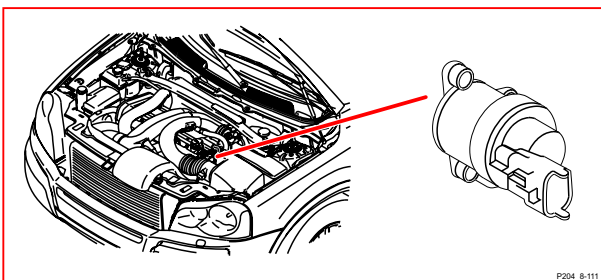
8/99 Igniter, steering column



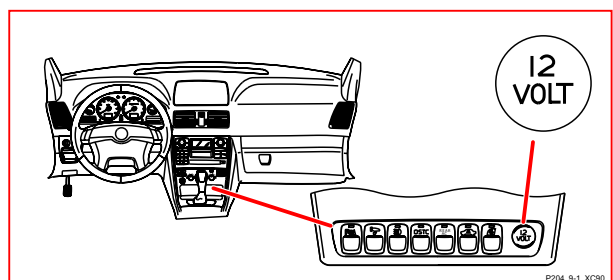
9/1 Outlet 12V front V70



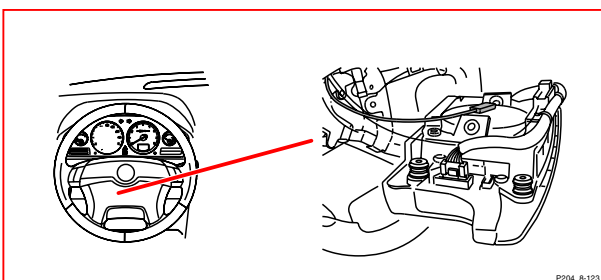
8/111 Solenoid valve, high-pressure diesel



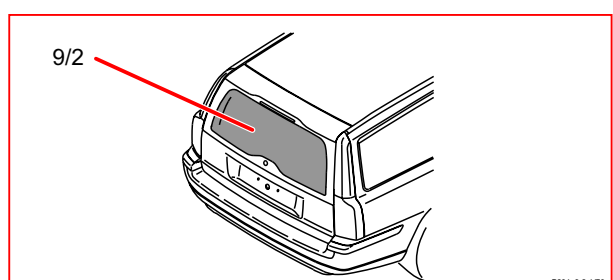
9/1 Outlet 12V front XC90



8/123 Igniter airbag driver side stage 3, XC90




9/2 Heated rear window V70



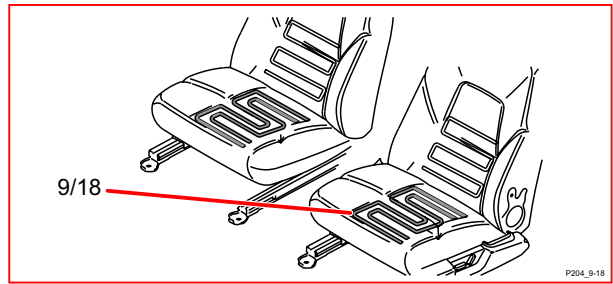
Component illustrations

9/2 XC90 - 9/30 V70

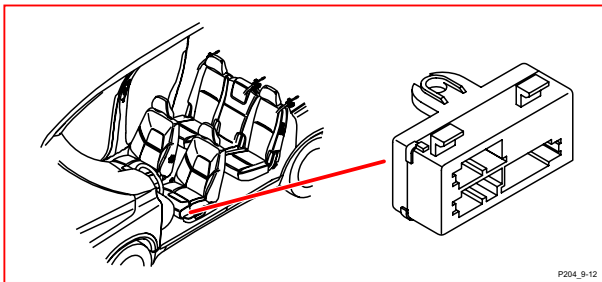
9/2 Heated rear window XC90



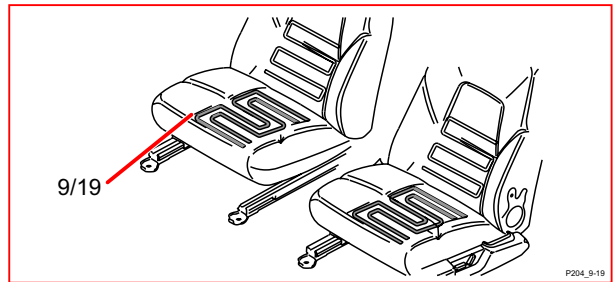
9/18 Left-hand seat heating element



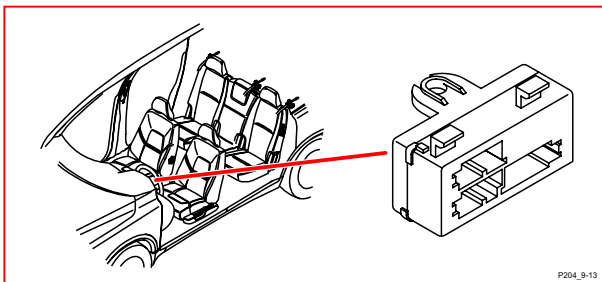
9/12 Seat Heater Module (SHM), left-hand



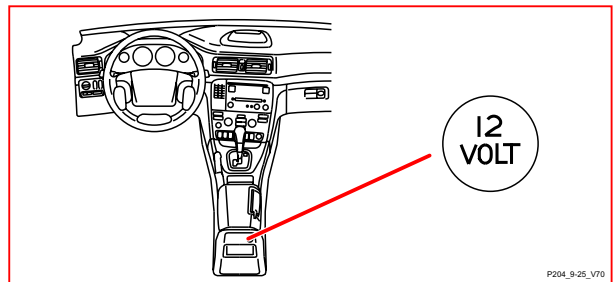
9/19 Right-hand seat heating element



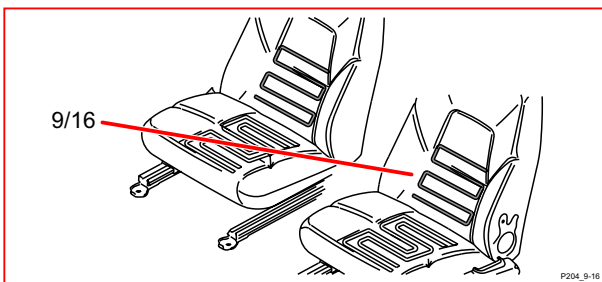
9/13 Seat Heater Module (SHM), right-hand



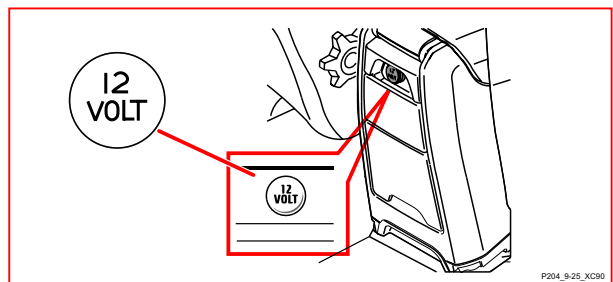
9/25 Outlet 12V rear V70



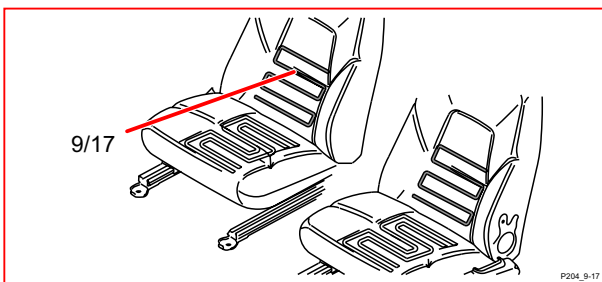
9/16 Left-hand backrest heating element



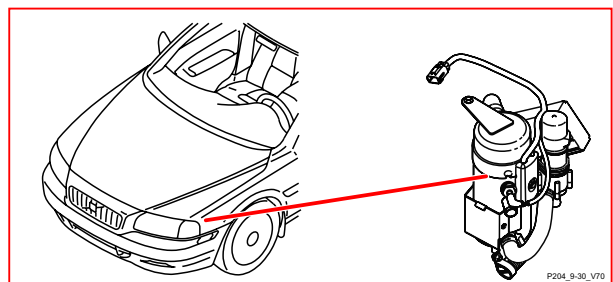
9/25 Outlet 12V rear XC90



9/17 Right-hand backrest heating element



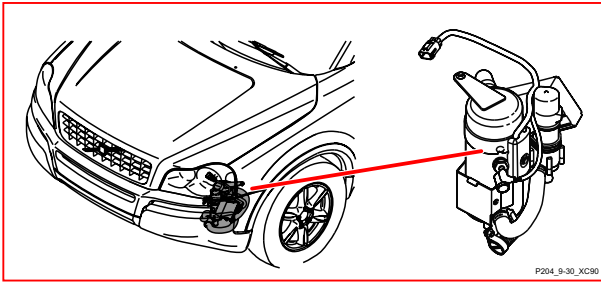
9/30 Auxiliary heater V70



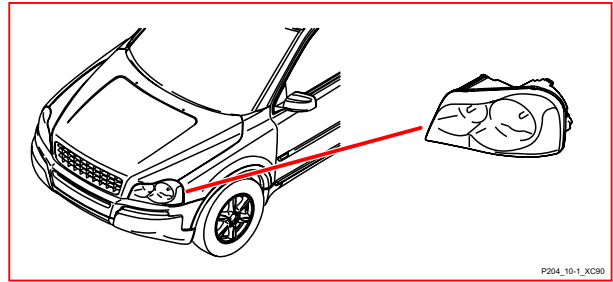
Component illustrations

9/30 XC90 - 10/3

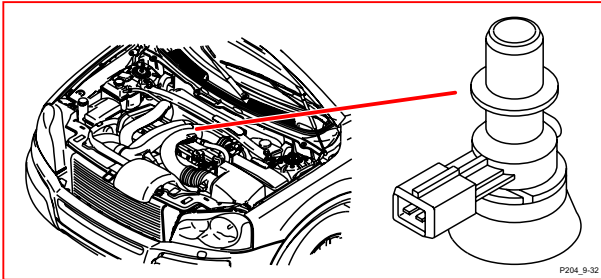
9/30 Auxiliary heater XC90



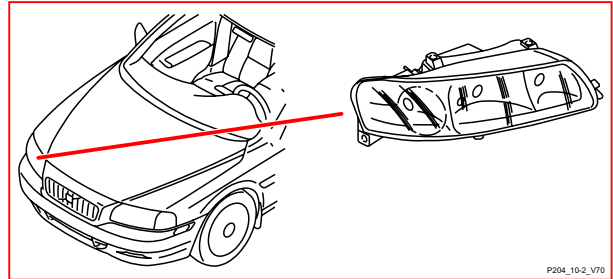
10/1 Front left lamp housing XC90



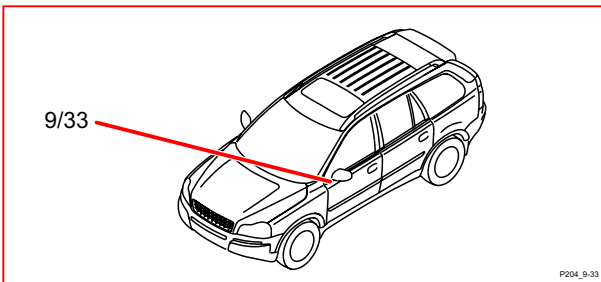
9/32 PTC resistor - air preheating



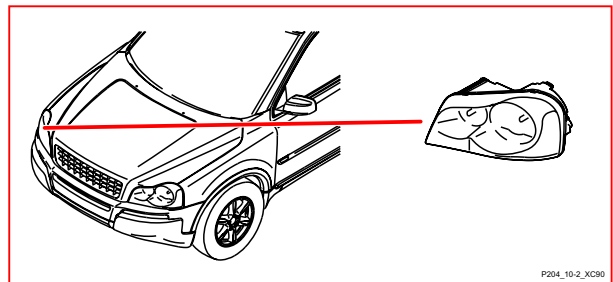
10/2 Front right lamp housing V70



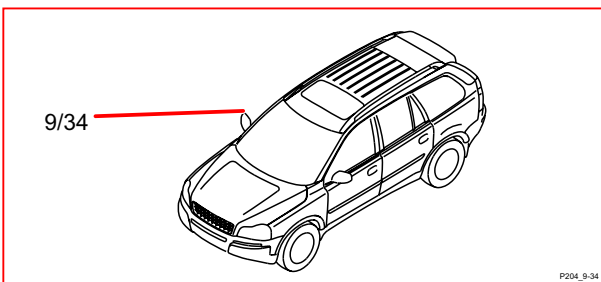
9/33 Left-hand heated door mirror



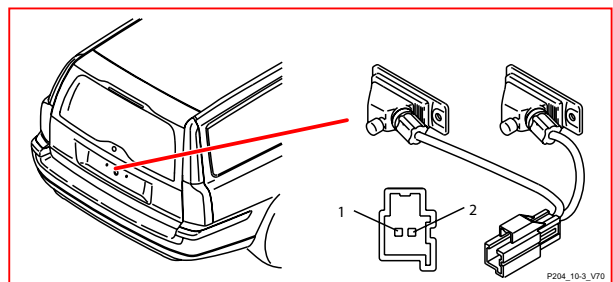
10/2 Front right lamp housing XC90



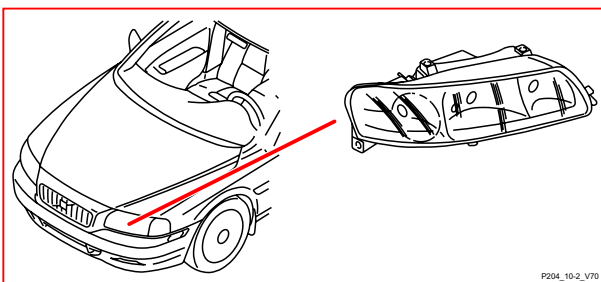
9/34 Right-hand heated door mirror




10/3 License plate lighting V70



10/1 Front left lamp housing V70



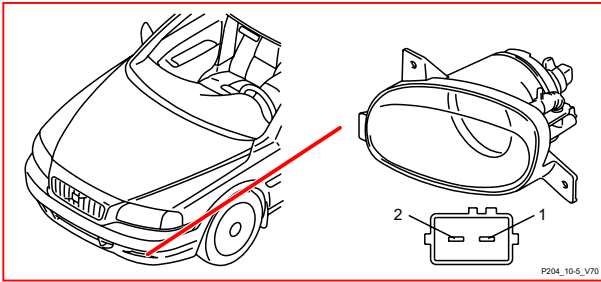
10/3 License plate lighting, XC90



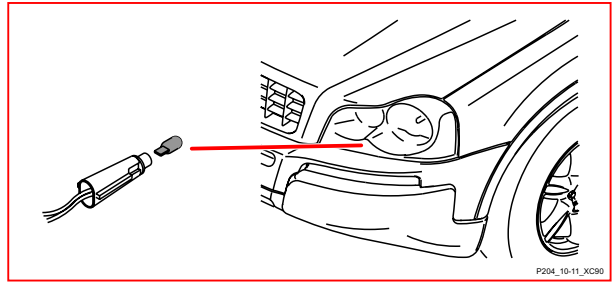
Component illustrations

10/5 - 10/13

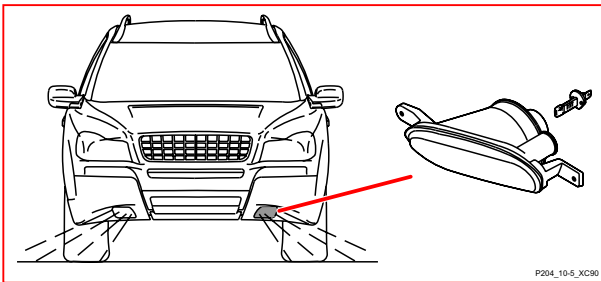
10/5 Front left fog light V70



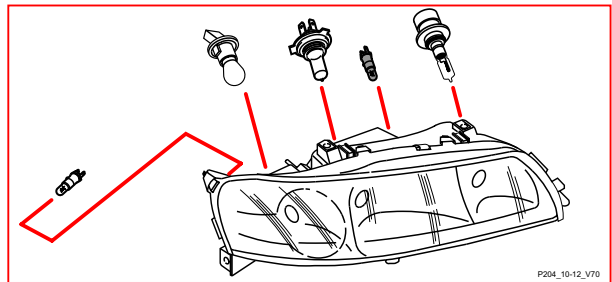
10/11 Front left running/parking light XC90



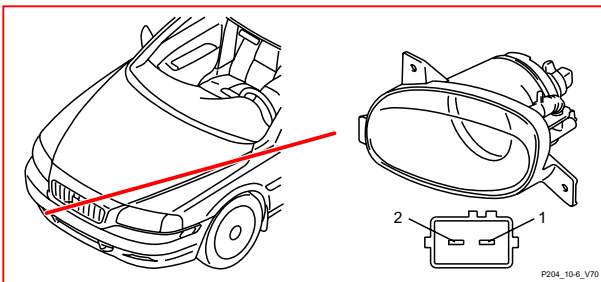
10/5 Front left fog light XC90



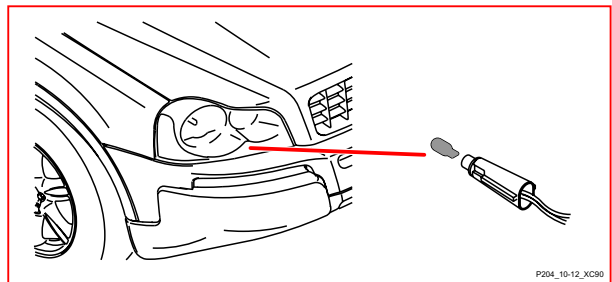
10/12 Front right running/parking light V70



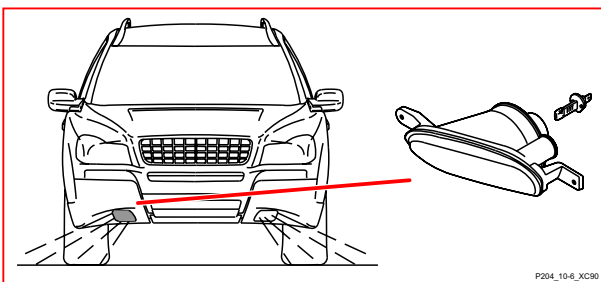
10/6 Front right fog light V70



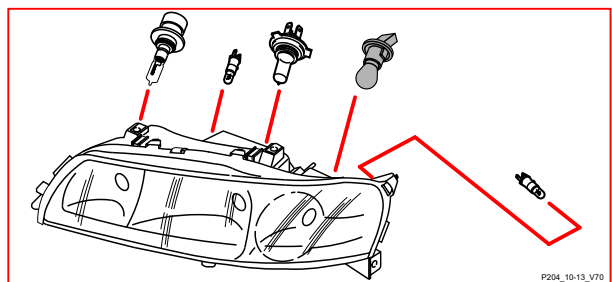
10/12 Front right running/parking light XC90



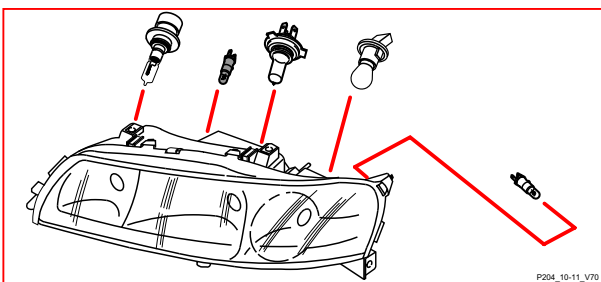
10/6 Front right fog light XC90



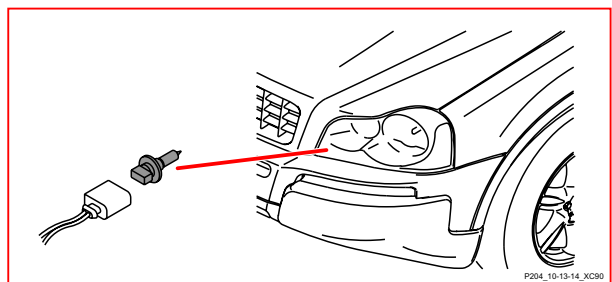
10/13 Front left direction indicator V70



10/11 Front left running/parking light V70



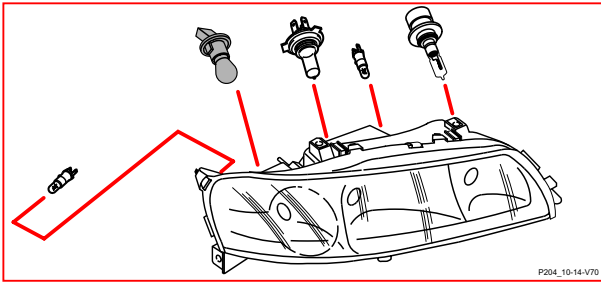
10/13 Front left direction indicator XC90



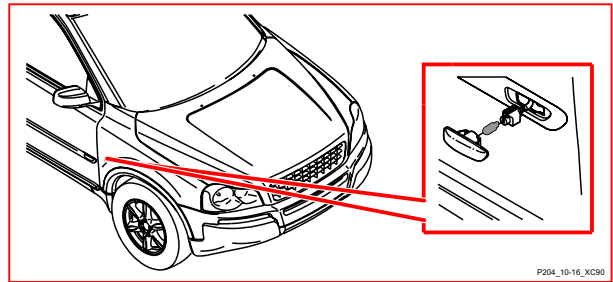
Component illustrations

10/14 - 10/18

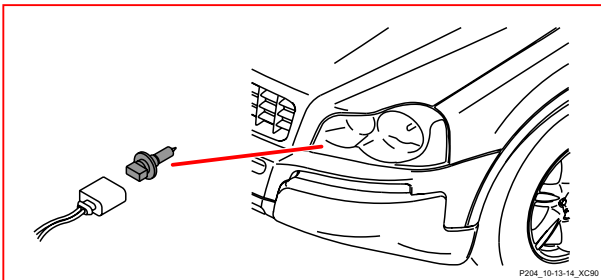
10/14 Front right direction indicator V70



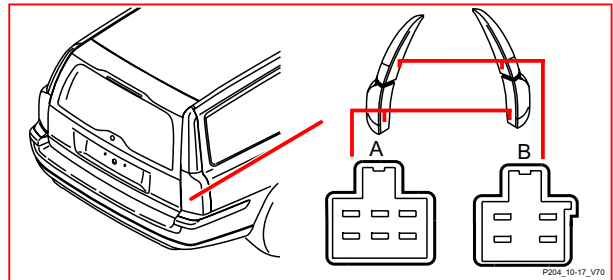
10/16 Direction indicator, right front door, XC90



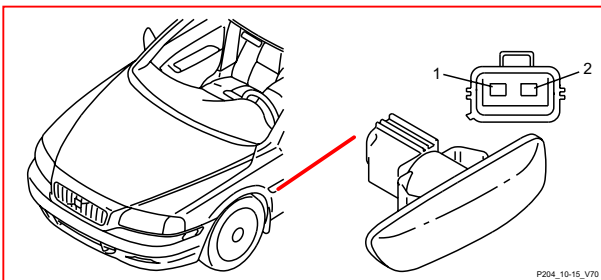
10/14 Front right direction indicator XC90



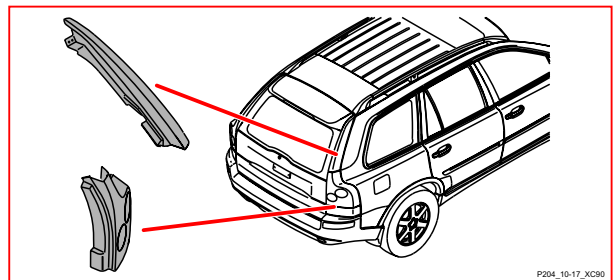
10/17 Lamp housing rear right V70



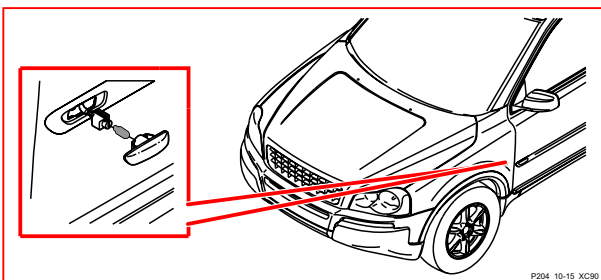
10/15 Direction indicator left front fender V70



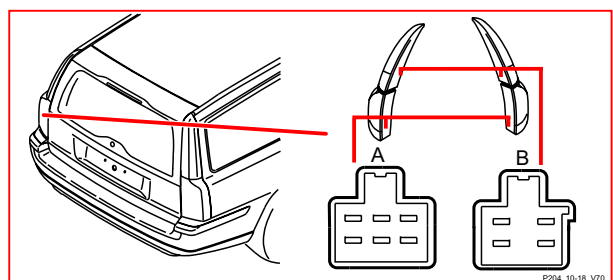
10/17 Rear right lamp housing XC90



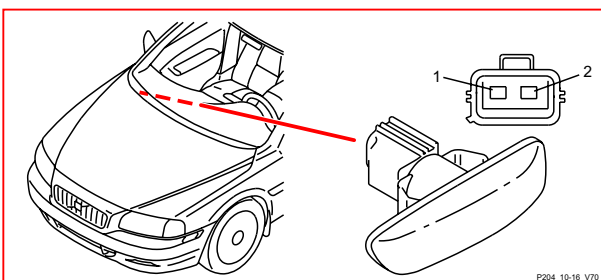
10/15 Direction indicator, left front door, XC90



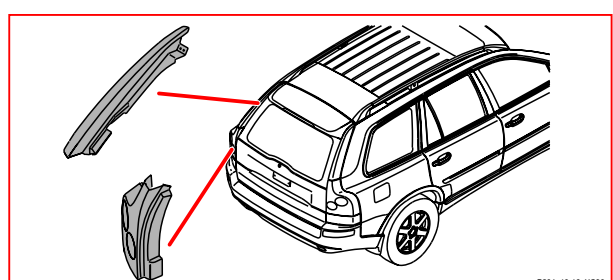
10/18 Rear left lamp housing V70



10/16 Direction indicator right front fender V70



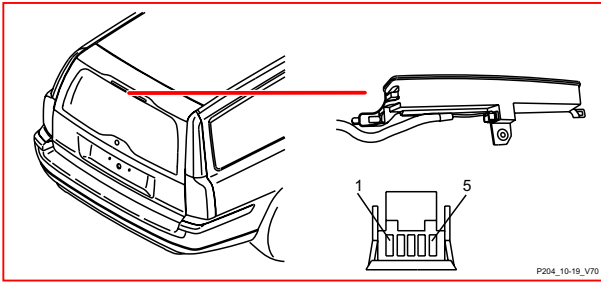
10/18 Rear left lamp housing XC90



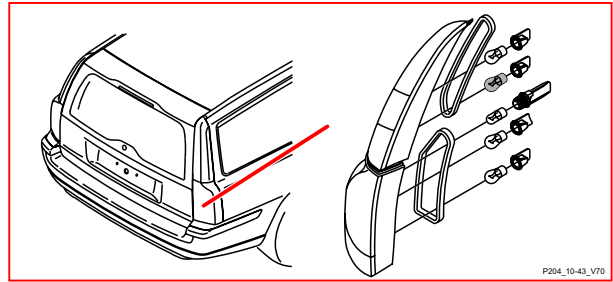
Component illustrations

10/19 - 10/45

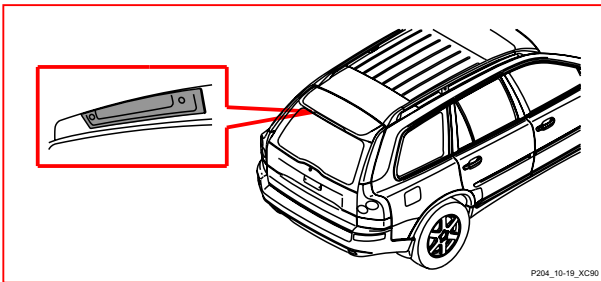
10/19 Extra brake light V70



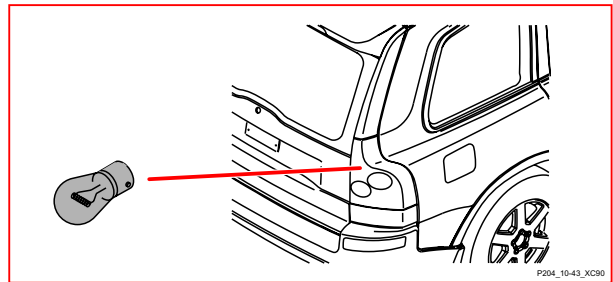
10/43 Brake light right V70



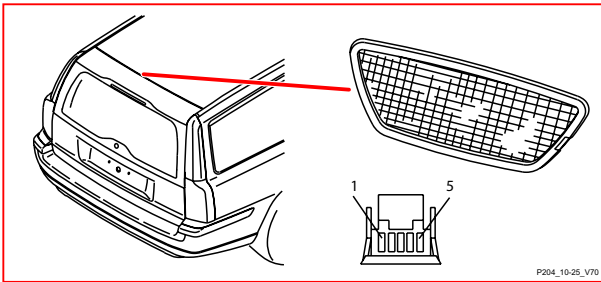
10/19 Extra brake light XC90



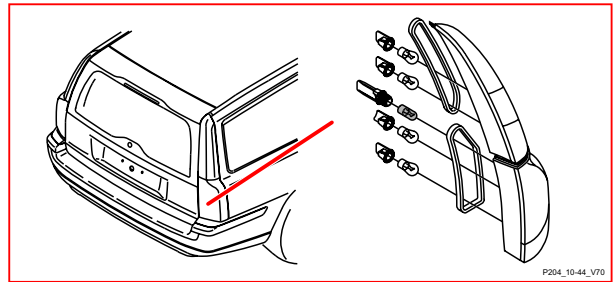
10/43 Brake light right XC90



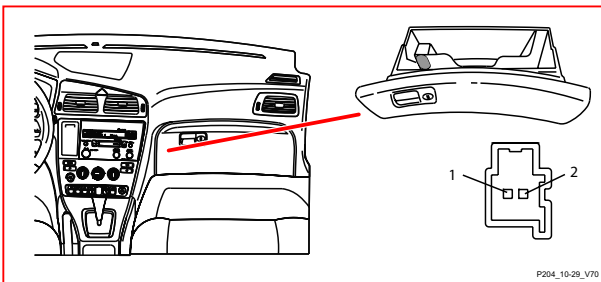
10/25 Ceiling light, cargo compartment



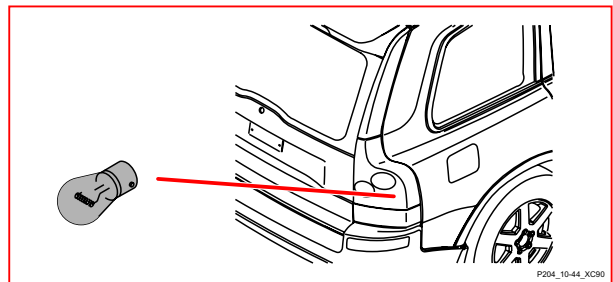
10/44 Tail light 1 right V70



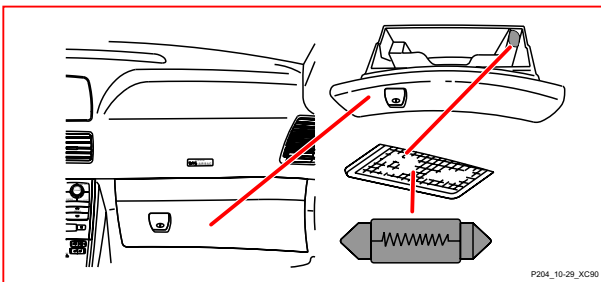
10/29 Lighting glove compartment V70



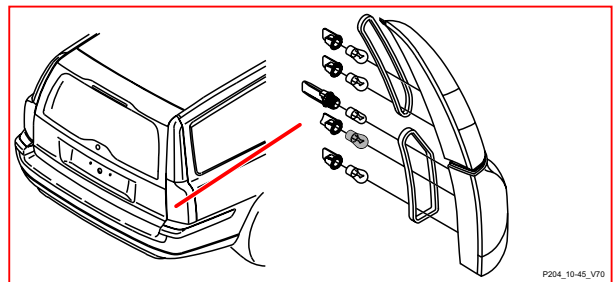
10/44 Tail light 1 right XC90



10/29 Lighting glove compartment XC90



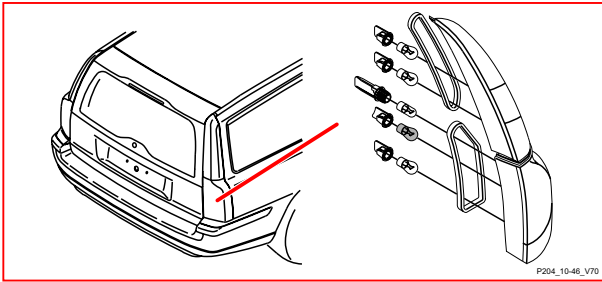
10/45 Tail light 2 right V70



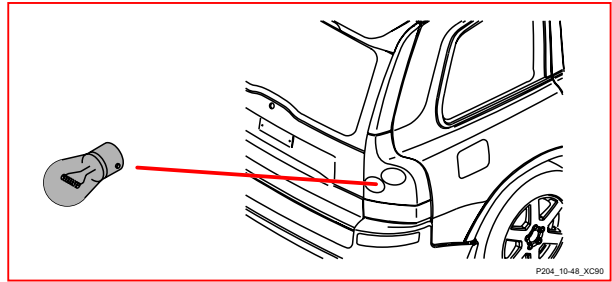
Component illustrations

10/46 - 10/51

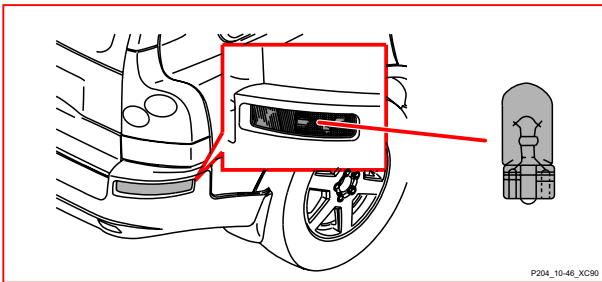
10/46 Fog light rear right V70



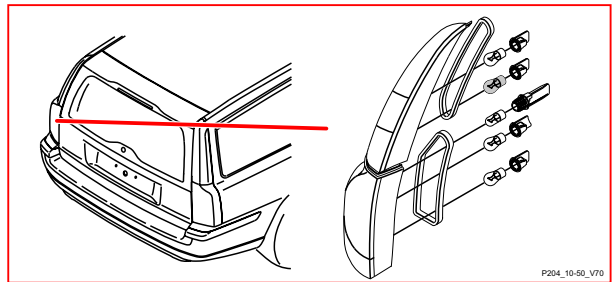
10/48 Back-up light right XC90



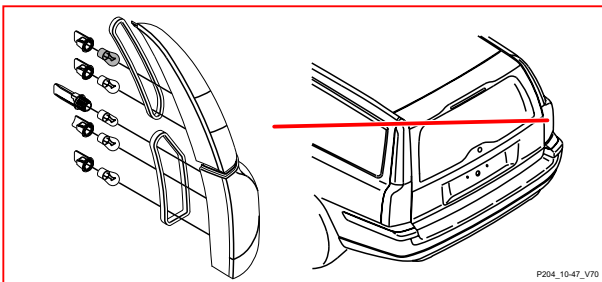
10/46 Fog light rear right XC90



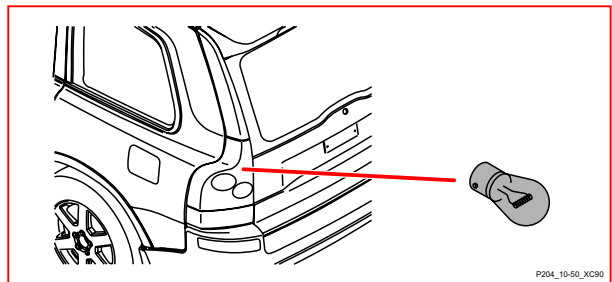
10/50 Brake light left V70



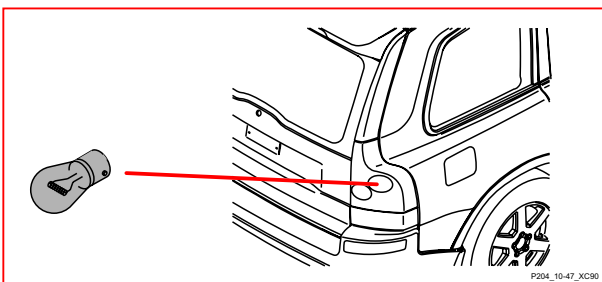
10/47 Right rear direction indicator V70



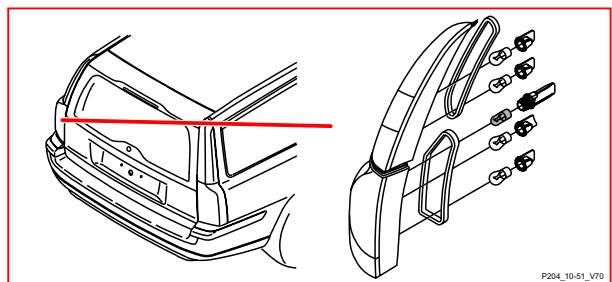
10/50 Brake light left XC90



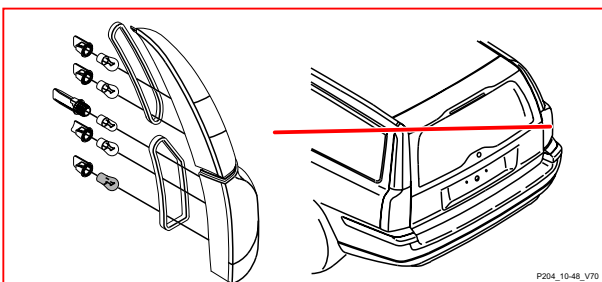
10/47 Right rear direction indicator XC90



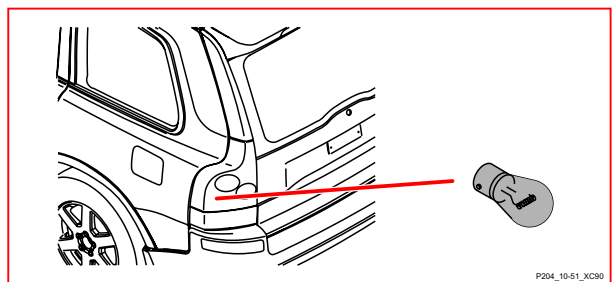
10/51 Tail light 1 left V70



10/48 Back-up light right V70



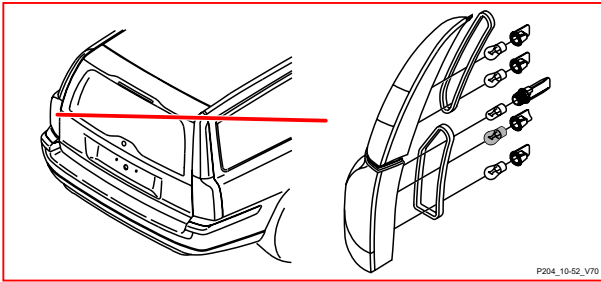
10/51 Tail light 1 left XC90



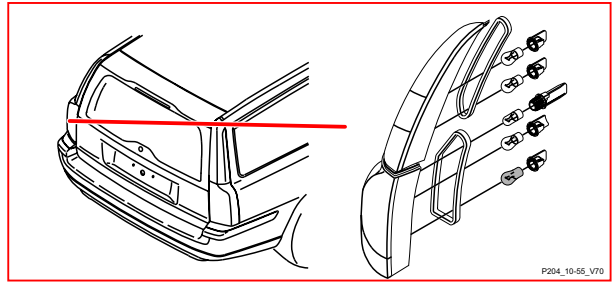
Component illustrations

10/52 - 10/65

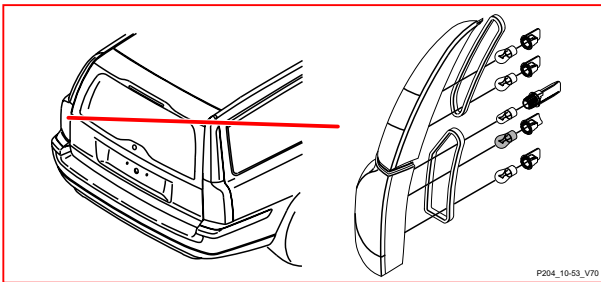
10/52 Tail light 2 left V70



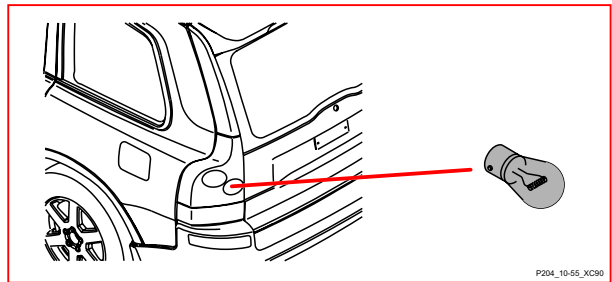
10/55 Back-up light left V70



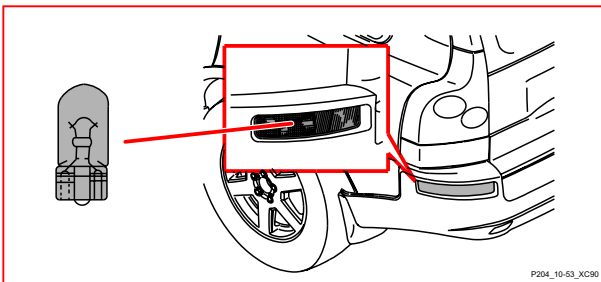
10/53 Fog light rear left V70



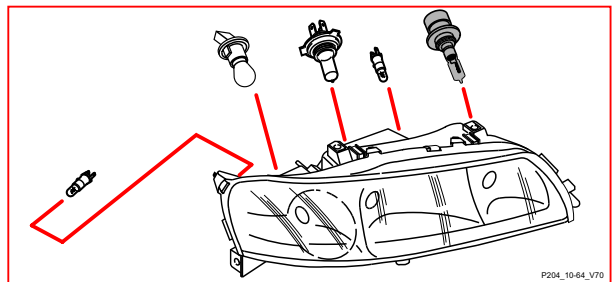
10/55 Back-up light left XC90



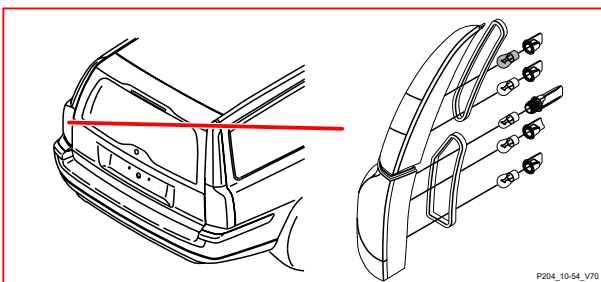
10/53 Fog light rear left XC90



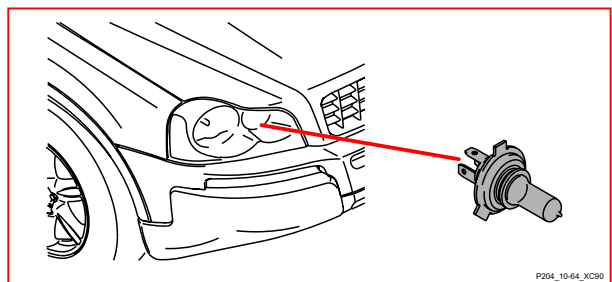
10/64 High beam right V70



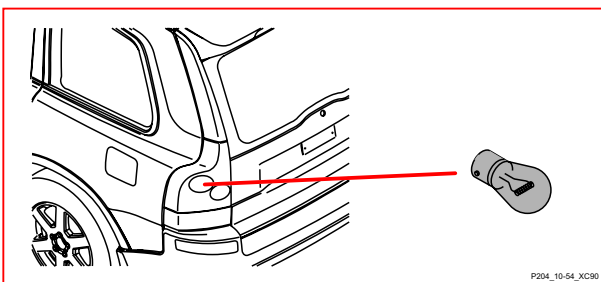
10/54 Left rear direction indicator V70



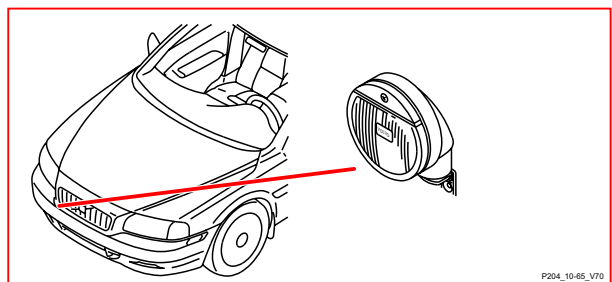
10/64 High beam right XC90



10/54 Left rear direction indicator XC90



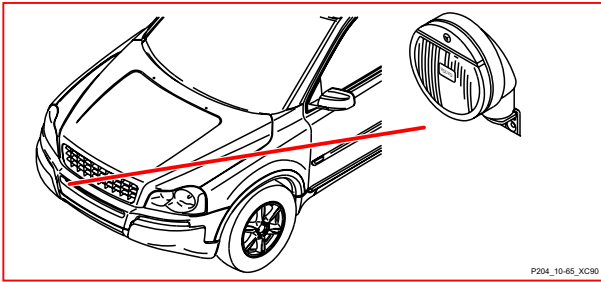
10/65 Extra light front right V70



Component illustrations

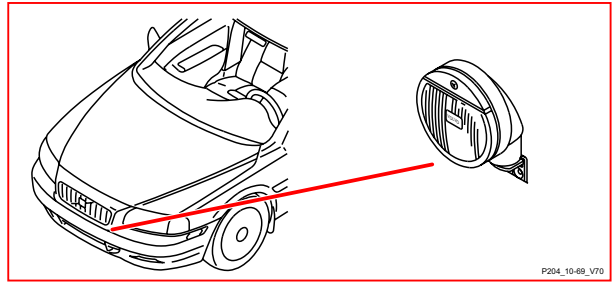
10/65 - 10/71 V70

10/65 Extra light front right XC90



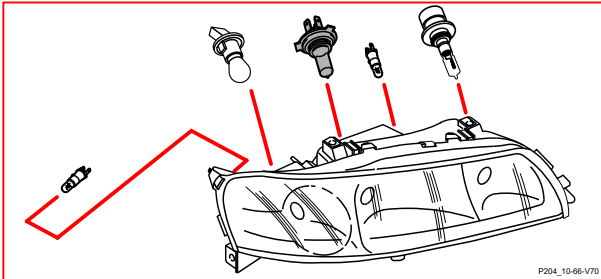
P204_10-65_XC90

10/69 Extra light front left V70



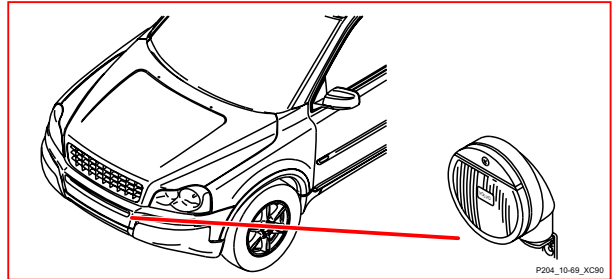
P204_10-69_V70

10/66 Low beam right V70



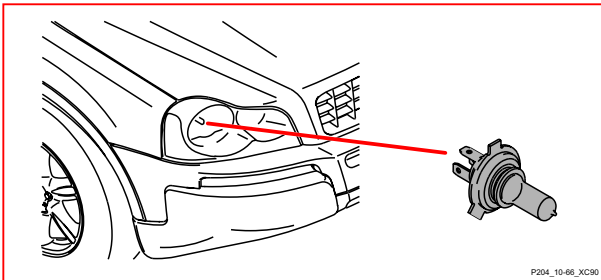
P204_10-66-V70

10/69 Extra light front left XC90



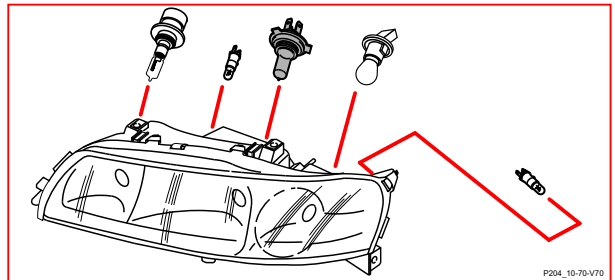
P204_10-69_XC90

10/66 Low beam right XC90



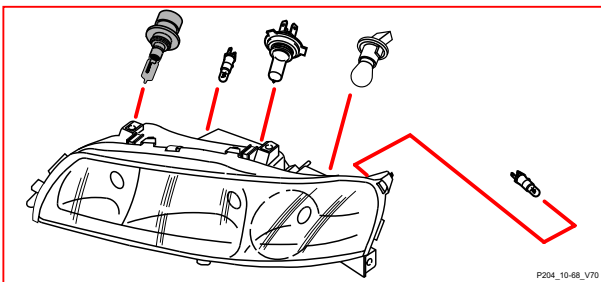
P204_10-66_XC90

10/70 Low beam left V70



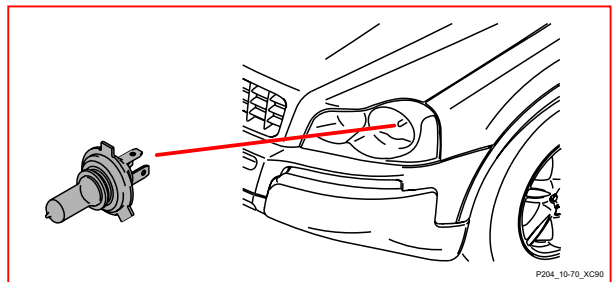
P204_10-70-V70

10/68 High beam left V70



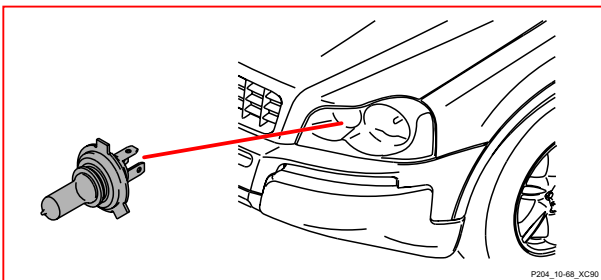
P204_10-68_V70

10/70 Low beam left XC90



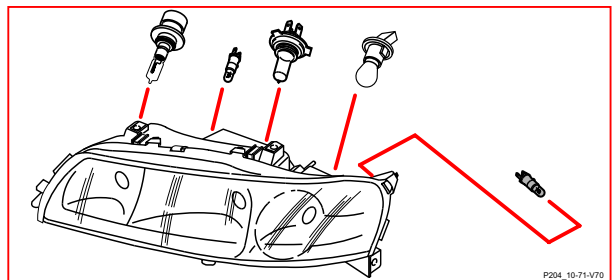
P204_10-70_XC90

10/68 High beam left XC90



P204_10-68_XC90

10/71 Side running light front left V70

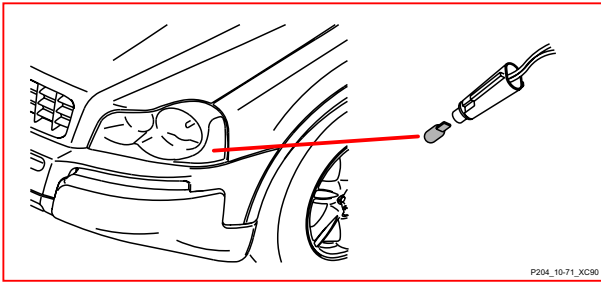


P204_10-71-V70

Component illustrations

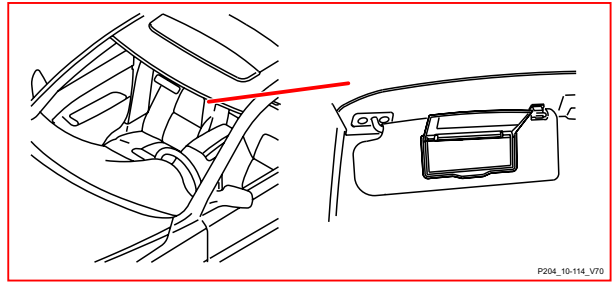
10/71 - 10/125

10/71 Side running light front left XC90



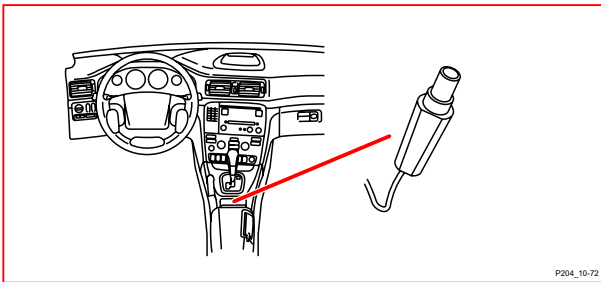
P204_10-71_XC90

10/114 Lighting vanity mirror left XC90



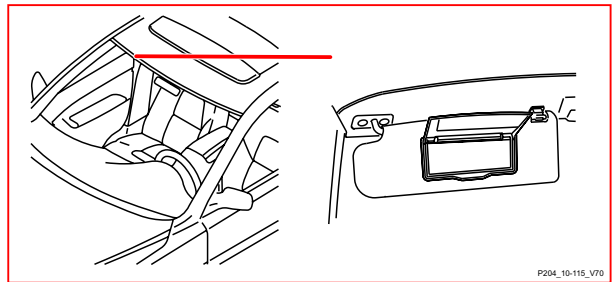
P204_10-114_V70

10/72 Front ashtray lighting



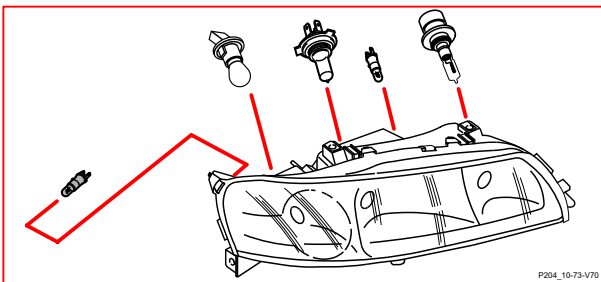
P204_10-72

10/115 Lighting vanity mirror right V70



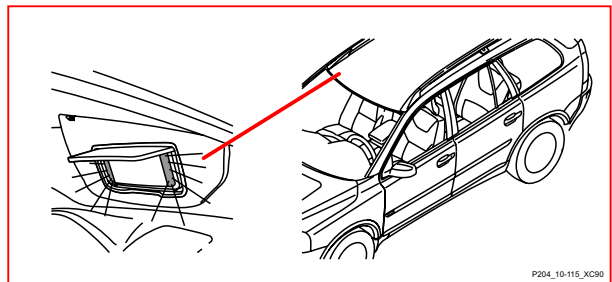
P204_10-115_V70

10/73 Side running light front right V70



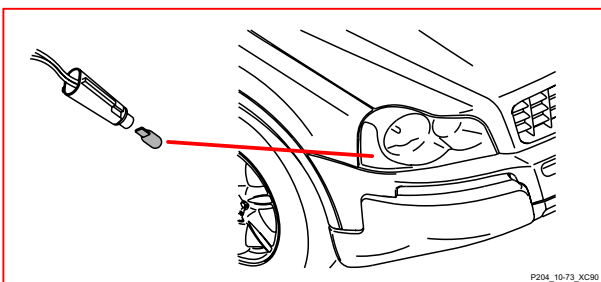
P204_10-73-V70

10/115 Lighting vanity mirror right XC90



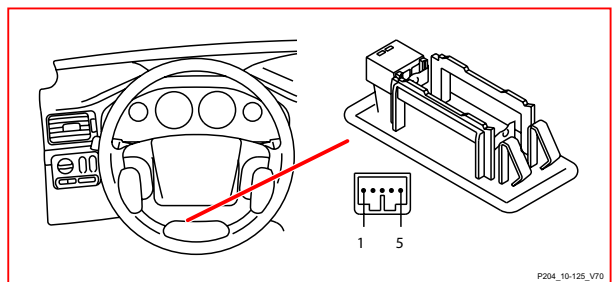
P204_10-115_XC90

10/73 Side running light front right XC90



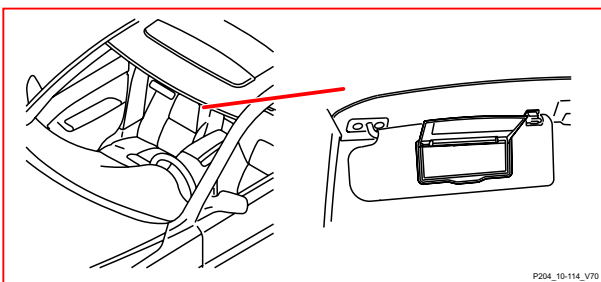
P204_10-73_XC90

10/125 Courtesy lighting front left V70



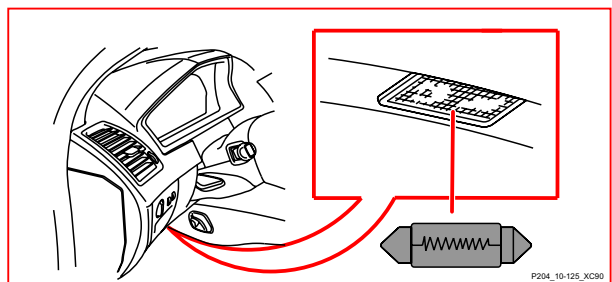
P204_10-125_V70

10/114 Lighting vanity mirror left V70



P204_10-114_V70

10/125 Courtesy lighting front left XC90

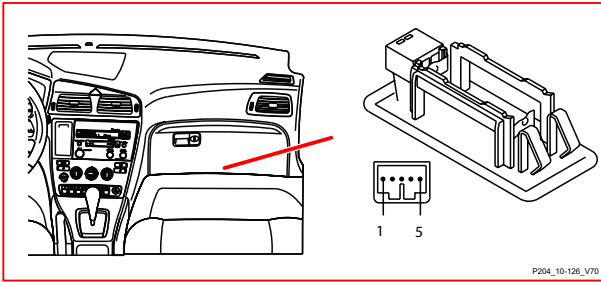


P204_10-125_XC90

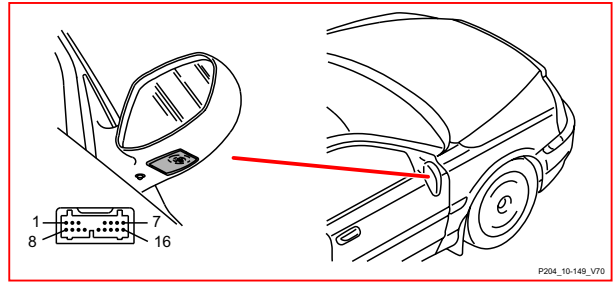
Component illustrations

10/126 - 10/173

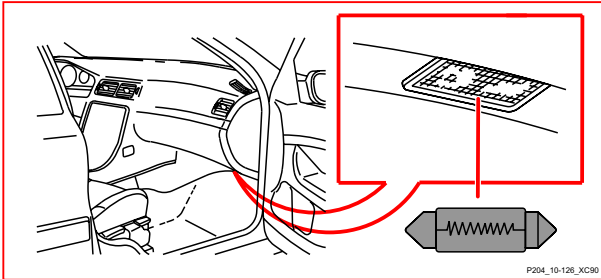
10/126 Courtesy lighting front right V70



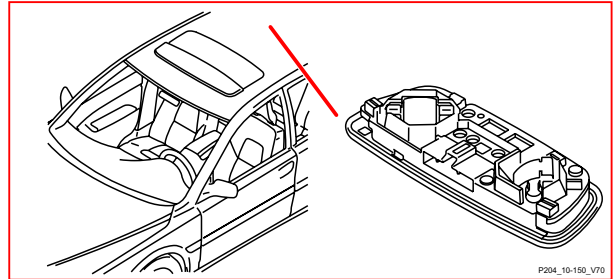
10/149 Lighting door mirror right XC90



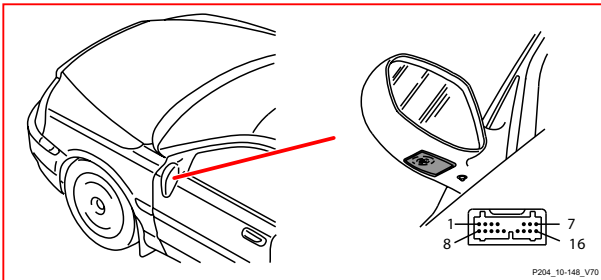
10/126 Courtesy lighting front right XC90



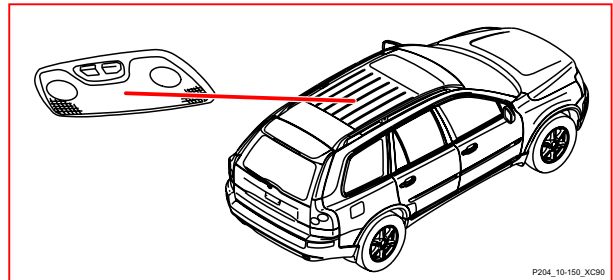
10/150 Reading light rear V70



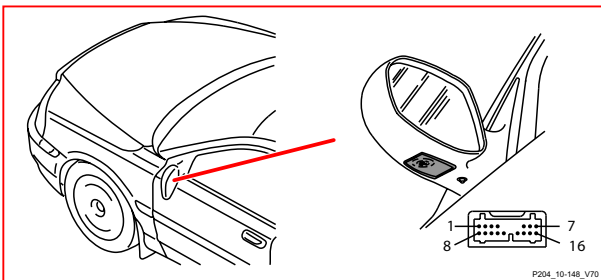
10/148 Lighting door mirror left V70



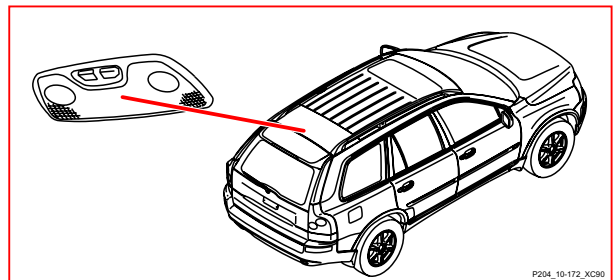
10/150 Reading light rear XC90



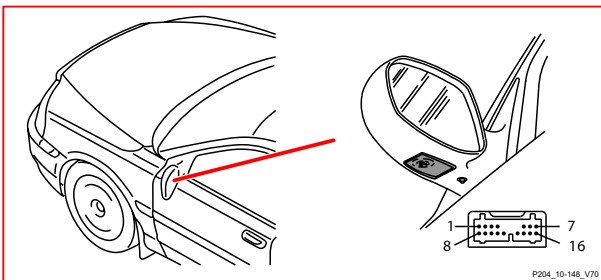
10/148 Lighting door mirror left XC90



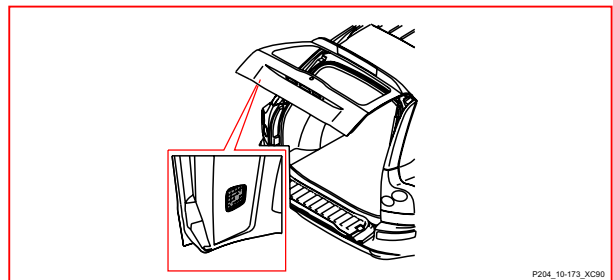
10/172 Reading light, third row of seats



10/149 Lighting door mirror right V70



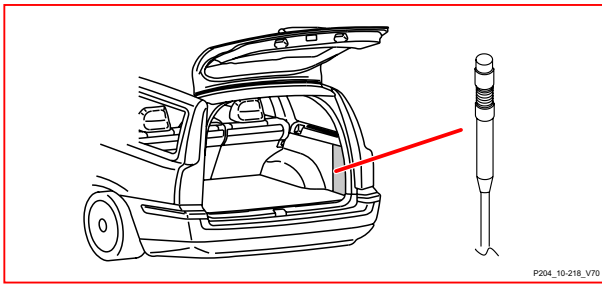
10/173 Cargo compartment lighting, tailgate



Component illustrations

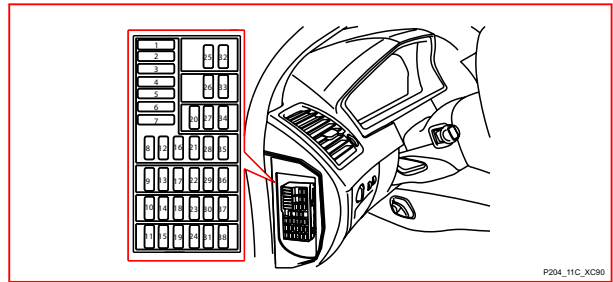
10/218 - 15/30

10/218 Remote start indicator light



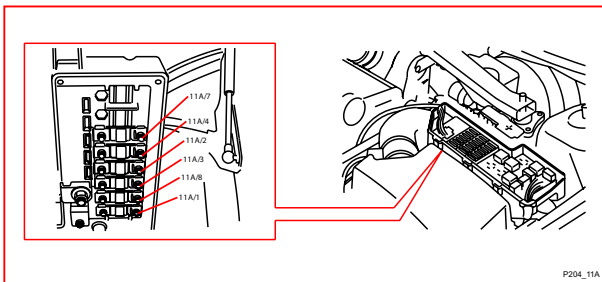
P204_10-218_V70

11C Fuses in fuse box passenger compartment XC90



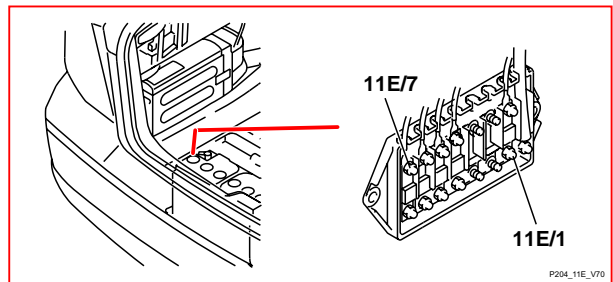
P204_11C_XC90

11A Main fuses in engine compartment fuse box



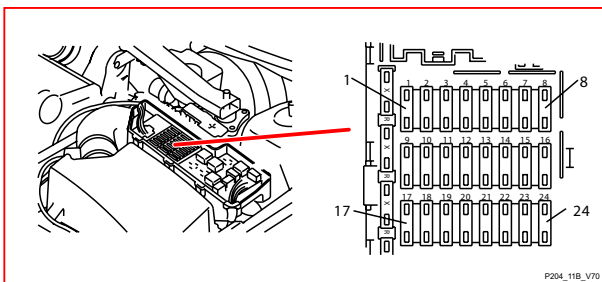
P204_11A

11E Main fuses at battery V70



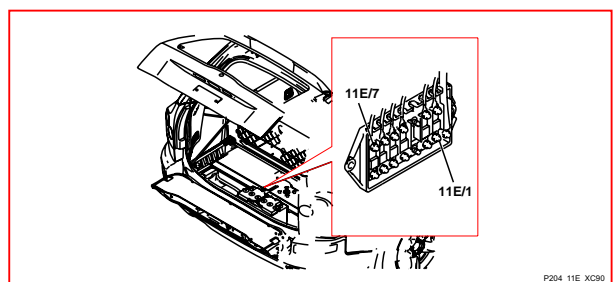
P204_11E_V70

11B Main fuses in fuse box engine compartment V70



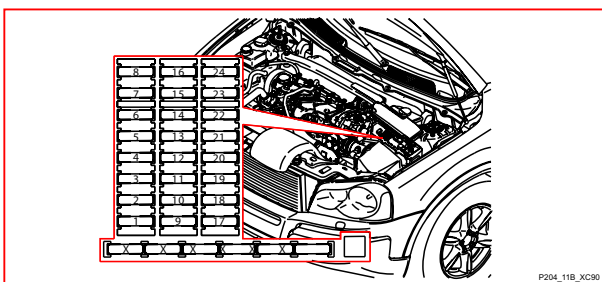
P204_11B_V70

11E Main fuses at battery XC90



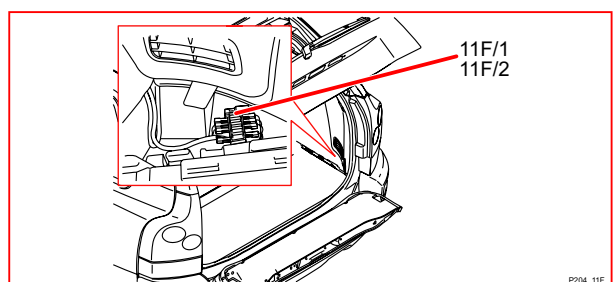
P204_11E_XC90

11B Main fuses in fuse box engine compartment XC90



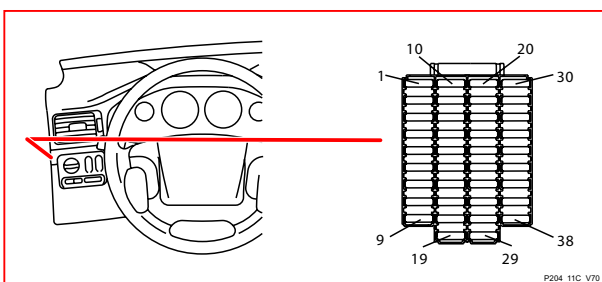
P204_11B_XC90

11F Fuses in cargo compartment auxiliary fuse box



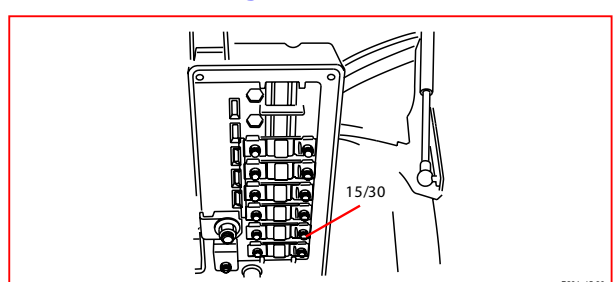
P204_11F

11C Fuses in fuse box passenger compartment V70



P204_11C_V70

15/30 Connecting rail to 15/31

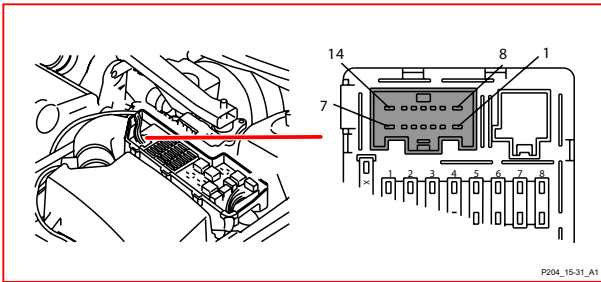


P204_15-30

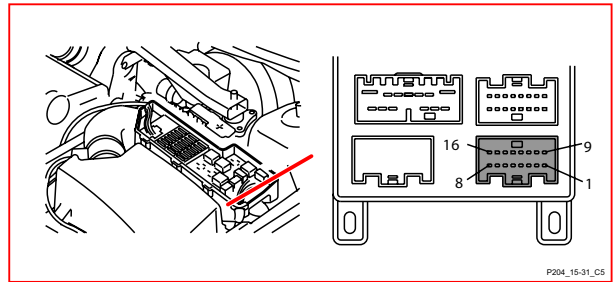
Component illustrations

15/31 - 16/3

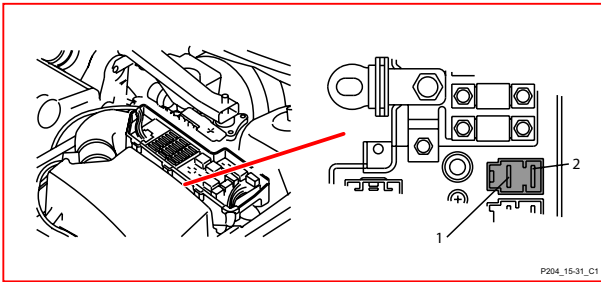
15/31_A1 Engine compartment distribution box



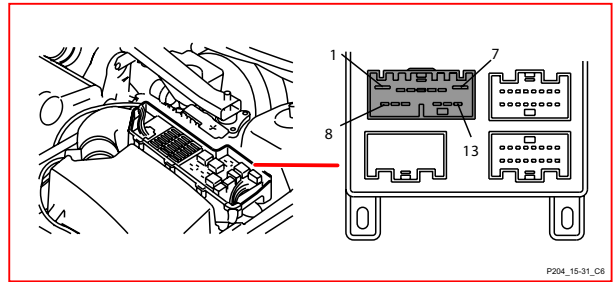
15/31_C5 Engine compartment distribution box



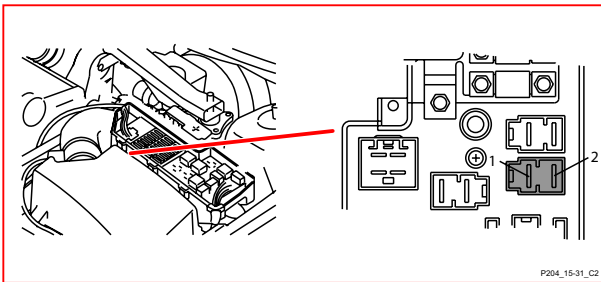
15/31_C1 Engine compartment distribution box



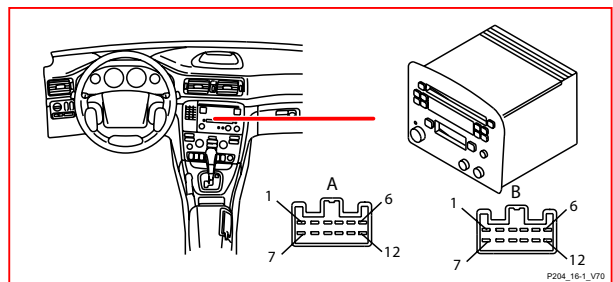
15/31_C6 Engine compartment distribution box



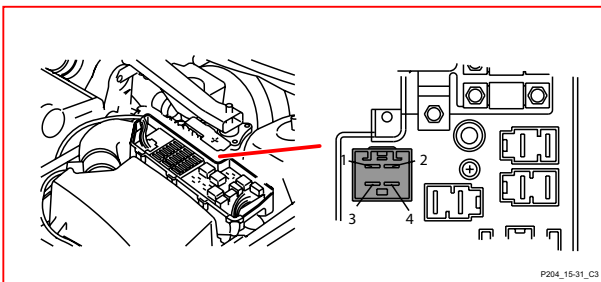
15/31_C2 Engine compartment distribution box



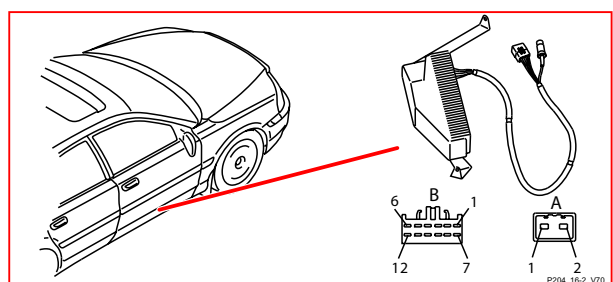
16/1 Audio Module (AUM)



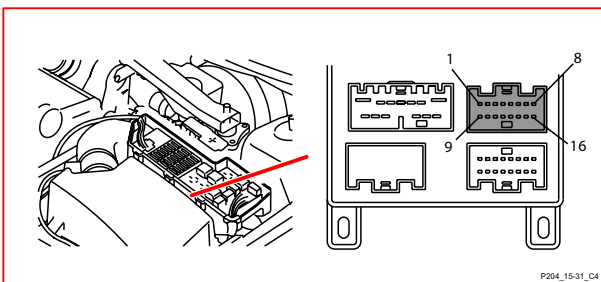
15/31_C3 Engine compartment distribution box



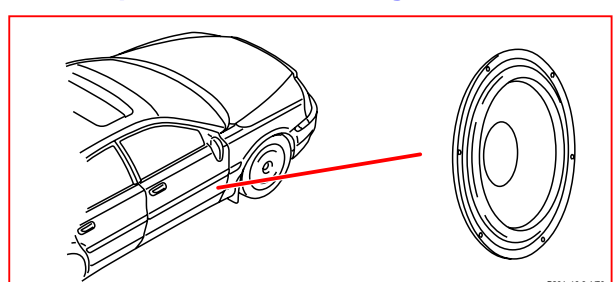
16/2 Amplifier



15/31_C4 Engine compartment distribution box



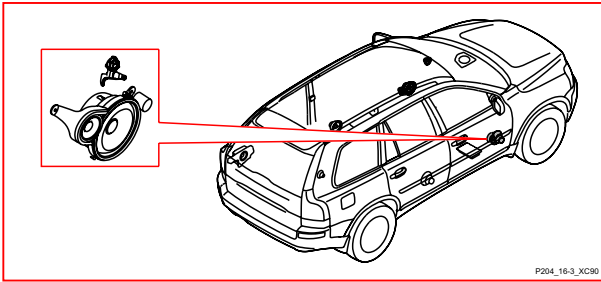
16/3 Speaker front door right V70



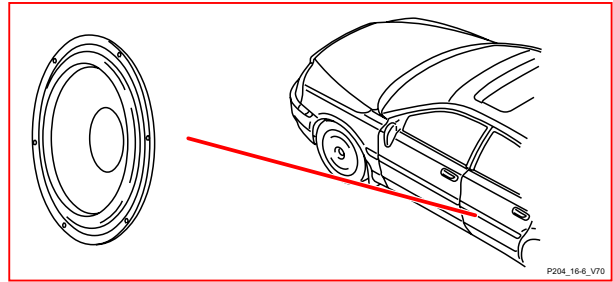
Component illustrations

16/3 -16/11

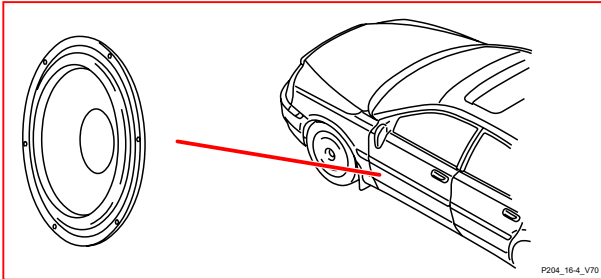
16/3 Speaker front door right XC90



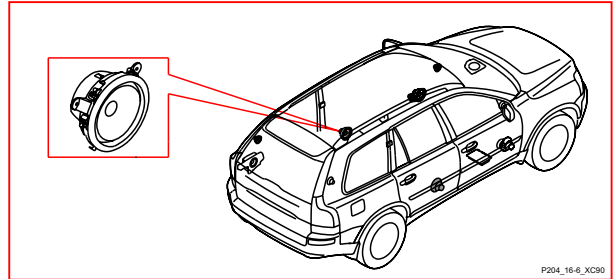
16/6 Speaker rear door left V70



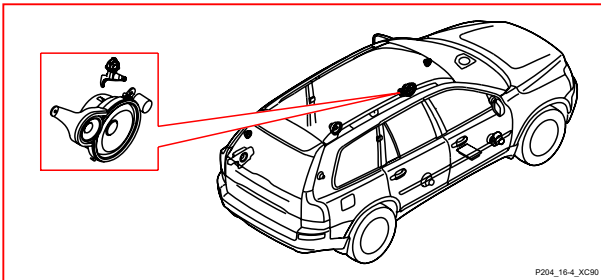
16/4 Speaker front door left V70



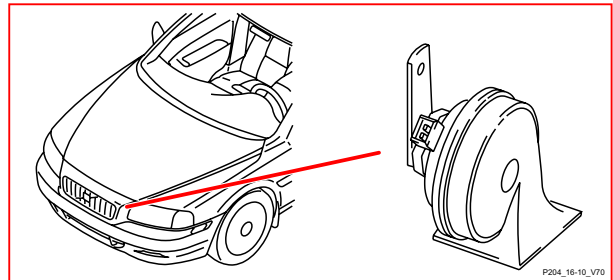
16/6 Speaker rear door left XC90



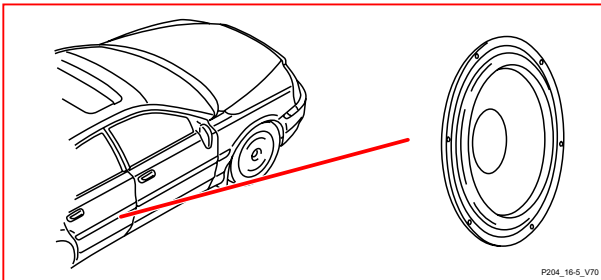
16/4 Speaker front door left XC90



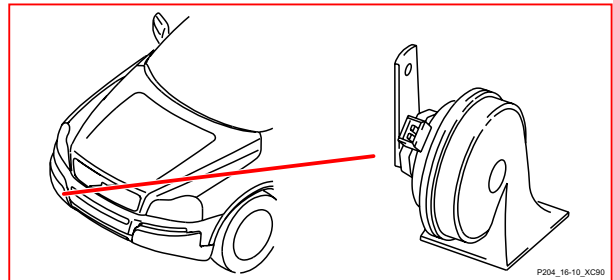
16/10 Horn 1 V70



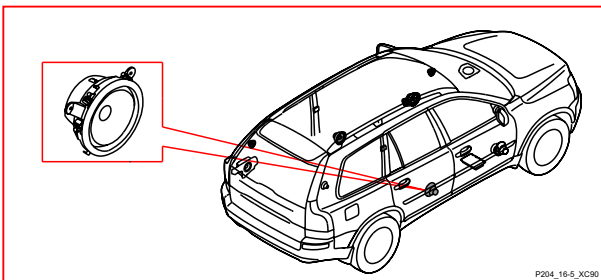
16/5 Speaker rear door right V70



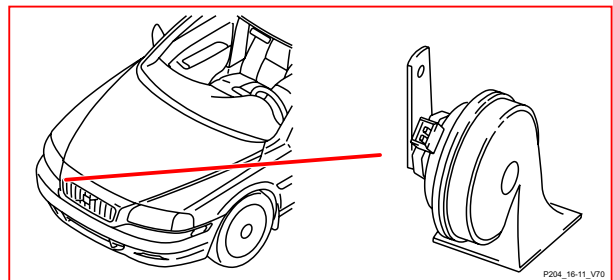
16/10 Horn 1 XC90



16/5 Speaker rear door right XC90



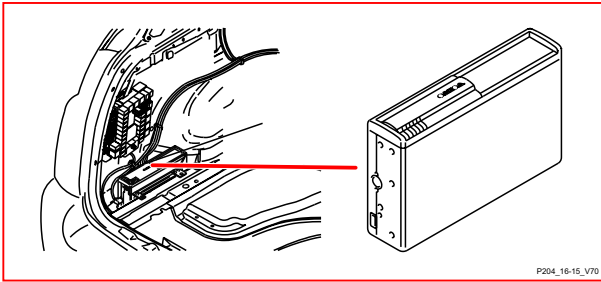
16/11 Horn 2 V70



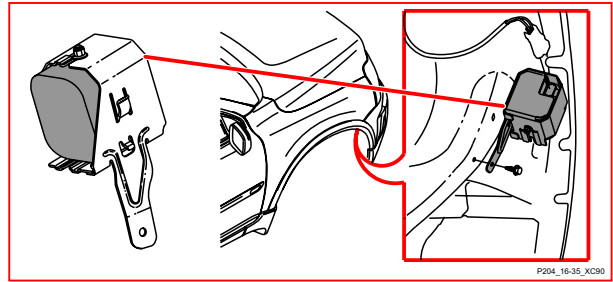
Component illustrations

16/15 - 16/46

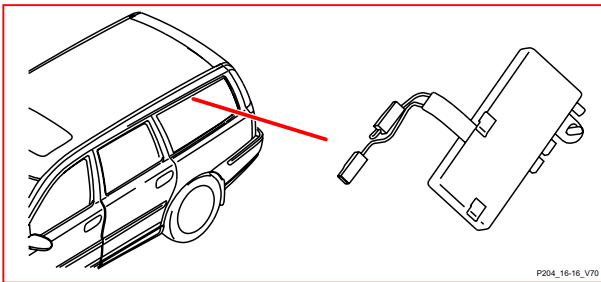
16/15 CD changer



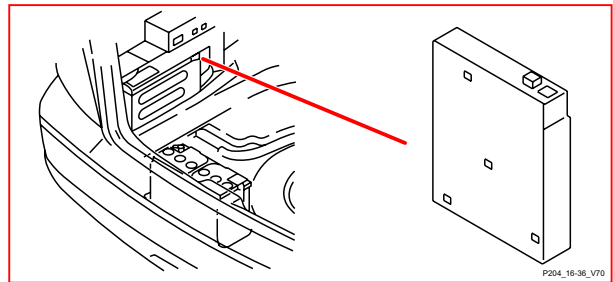
16/35 Siren Control Module (SCM) XC90



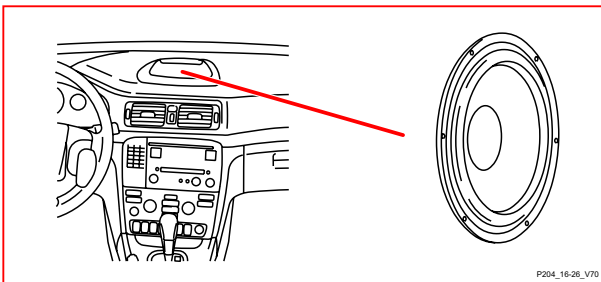
16/16 LH window antenna amplifier 1



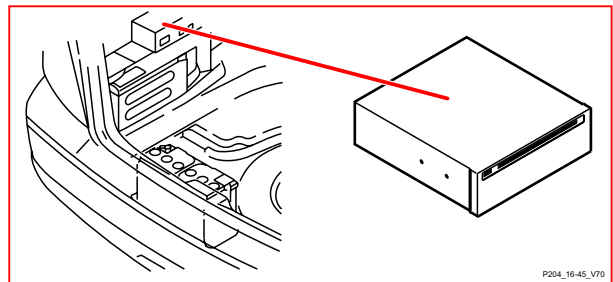
16/36 TV receiver V70



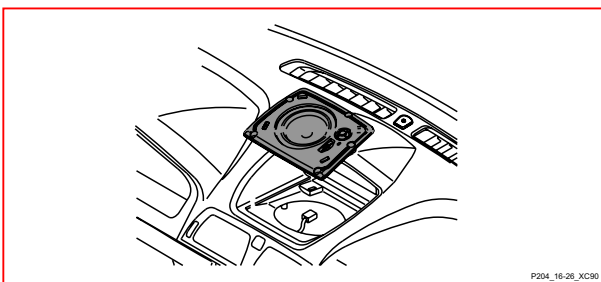
16/26 Speaker dashboard center V70



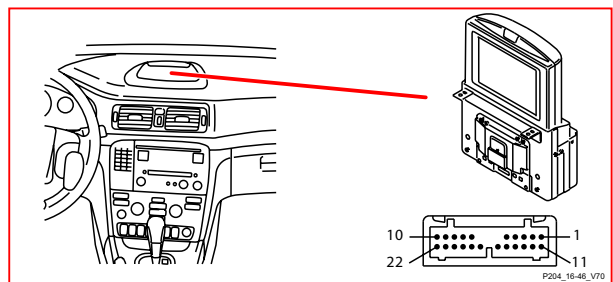
16/45 Road Traffic Information (RTI)



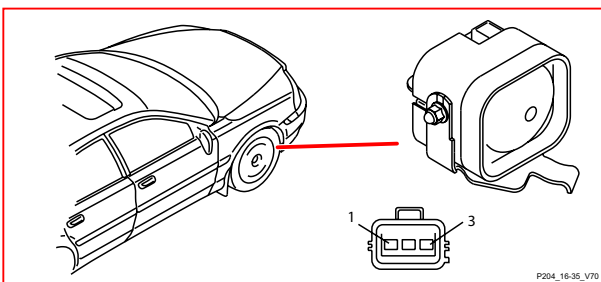
16/26 Speaker dashboard center XC90



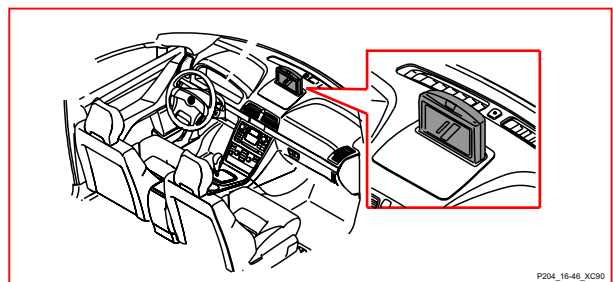
16/46 RTI display V70



16/35 Siren Control Module (SCM) V70



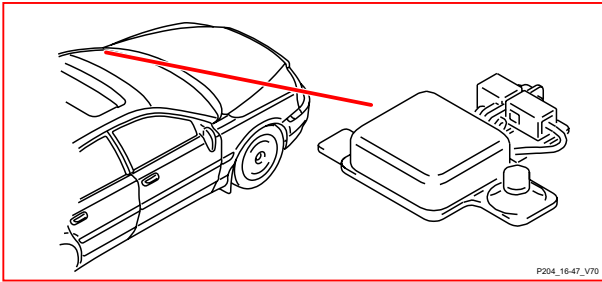
16/46 Multimedia display, XC90



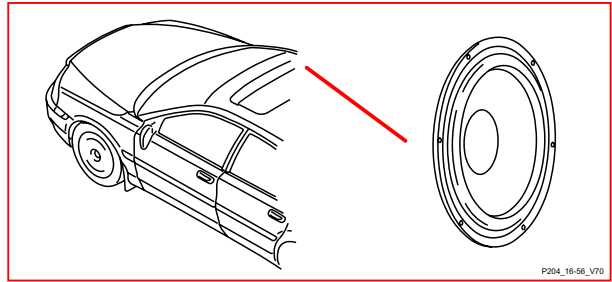
Component illustrations

16/47 - 16/58 V70

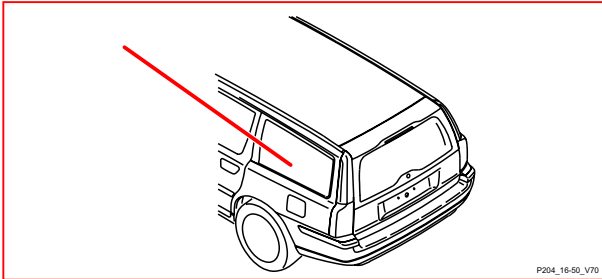
16/47 GPS antenna RTI



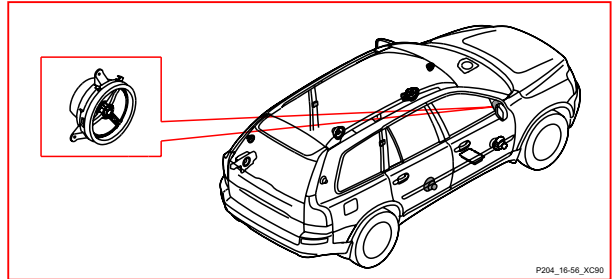
16/56 Treble speaker front door right V70



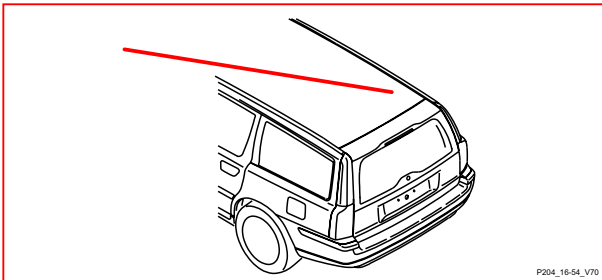
16/50 Left-hand rear window antenna



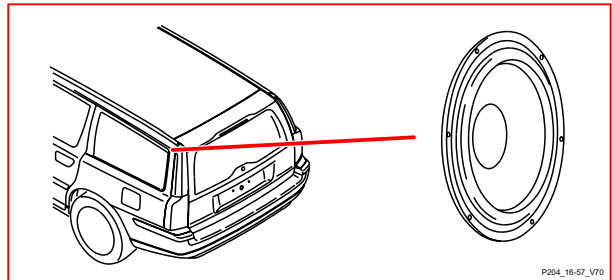
16/56 Treble speaker front door right XC90



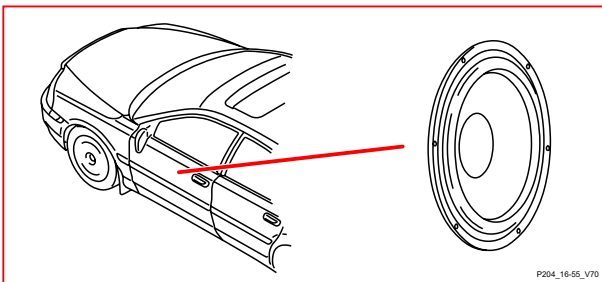
16/54 Right-hand rear window antenna



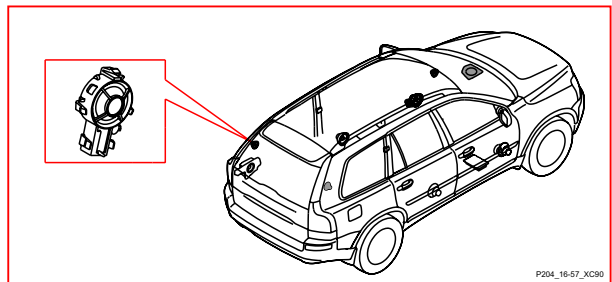
16/57 Speaker D-pillar left V70



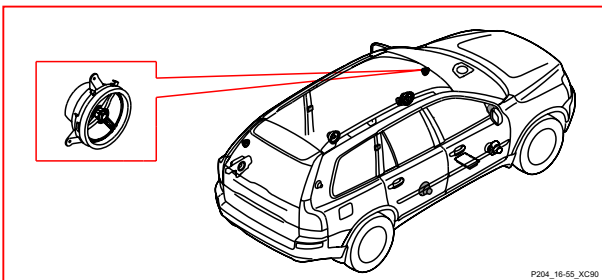
16/55 Treble speaker front door left V70



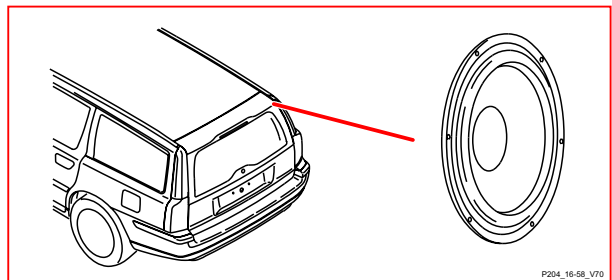
16/57 Speaker D-pillar left XC90



16/55 Treble speaker front door left XC90



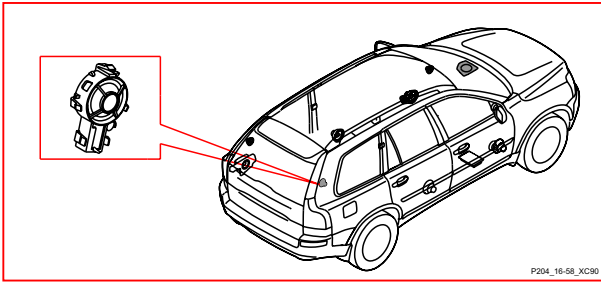
16/58 Speaker D-pillar right V70



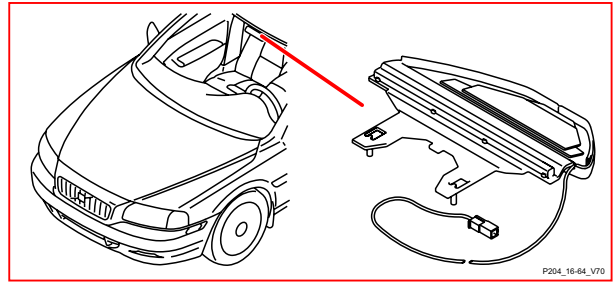
Component illustrations

16/58 XC90 - 16/67

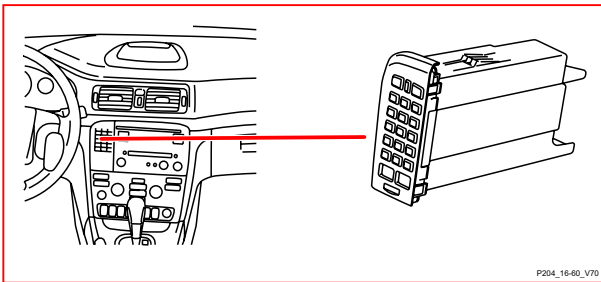
16/58 Speaker D-pillar right XC90



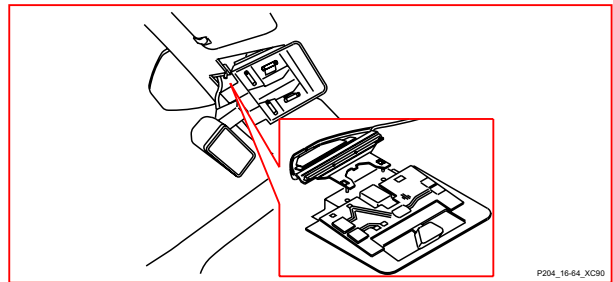
16/64 Antenna cellular telephone V70



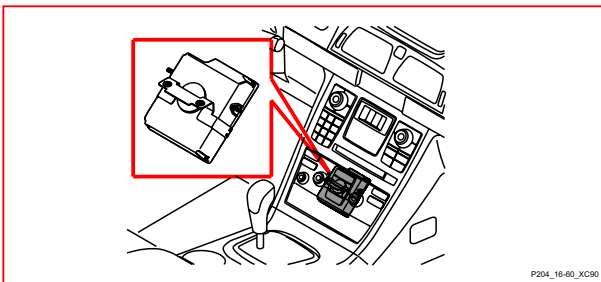
16/60 Phone Module (PHM) V70



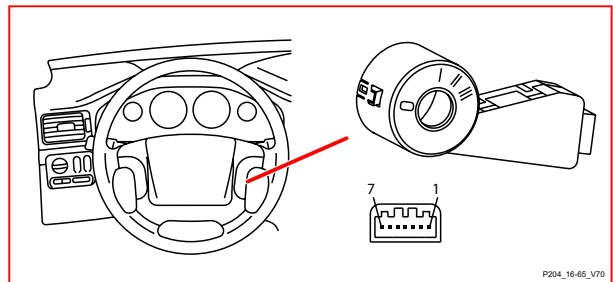
16/64 Antenna cellular telephone XC90



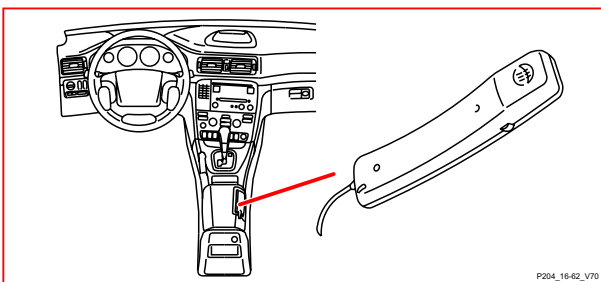
16/60 Phone Module (PHM) XC90



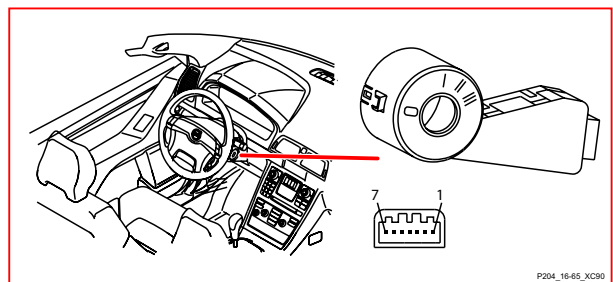
16/65 Antenna ring/lighting ignition V70



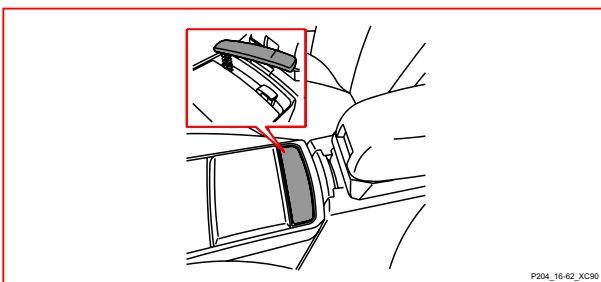
16/62 Hand unit cellular telephone V70



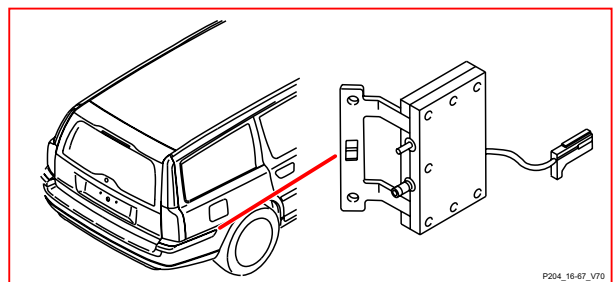
16/65 Antenna ring/lighting ignition XC90



16/62 Hand unit cellular telephone XC90



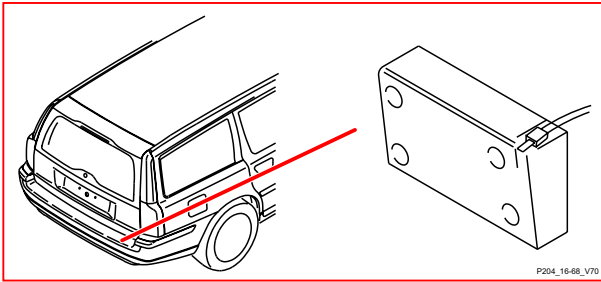
16/67 Amplifier antenna, bumper



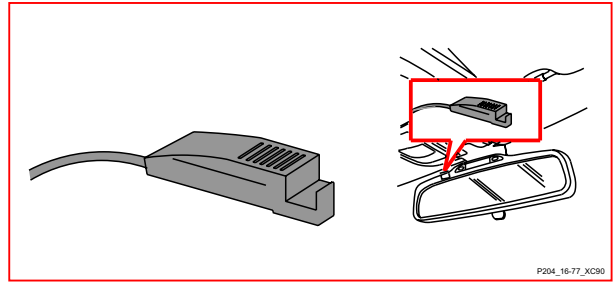
Component illustrations

16/68 - 16/81A

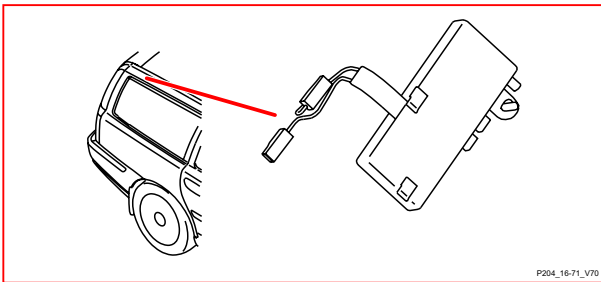
16/68 Antenna, bumper



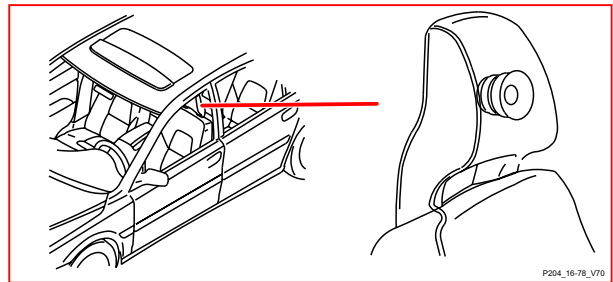
16/77 Microphone cellular telephone XC90



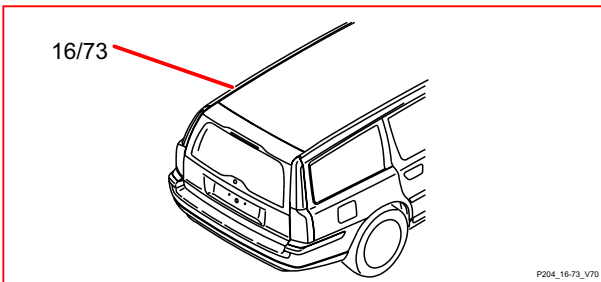
16/71 Window antenna amplifier 1 right



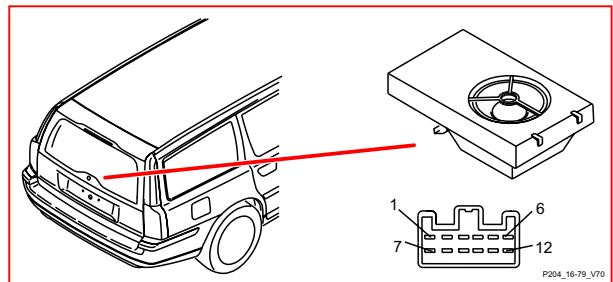
16/78 Speaker, cellular telephone



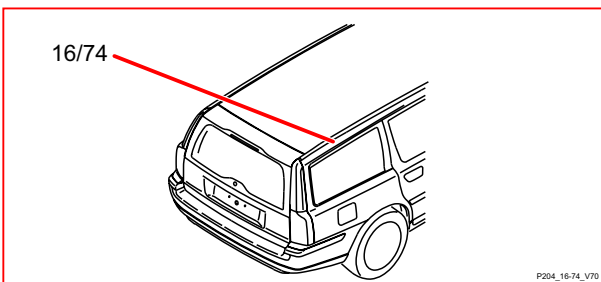
16/73 Window antenna amplifier 2 left



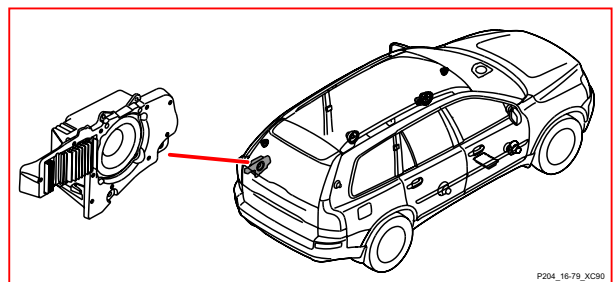
16/79 Bass speaker, V70



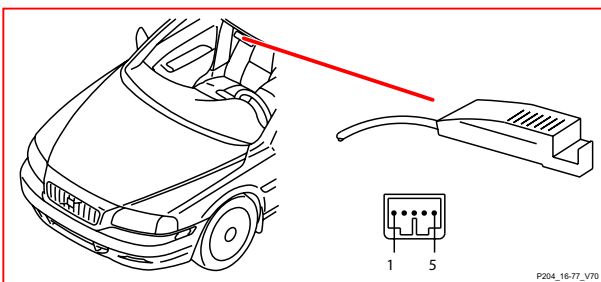
16/74 Window antenna amplifier 2 right



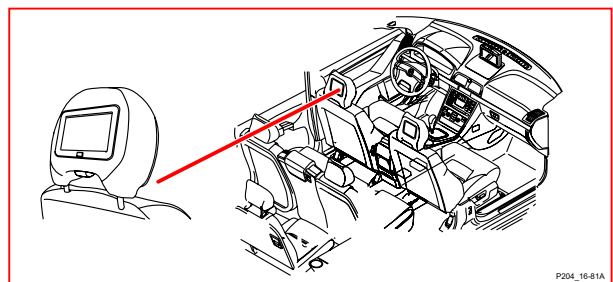
16/79 Subwoofer Module (SUB) XC90



16/77 Microphone cellular telephone V70



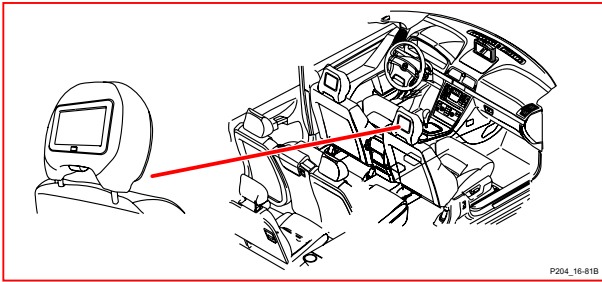
16/81A TV display, LH head restraint



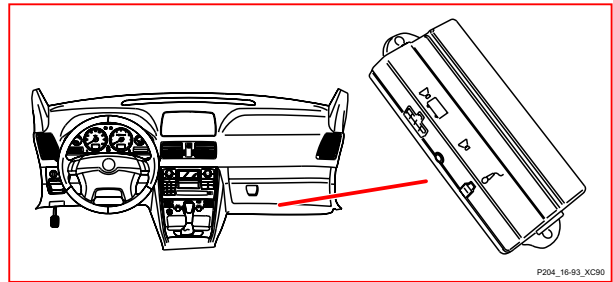
Component illustrations

16/81B - 16/107

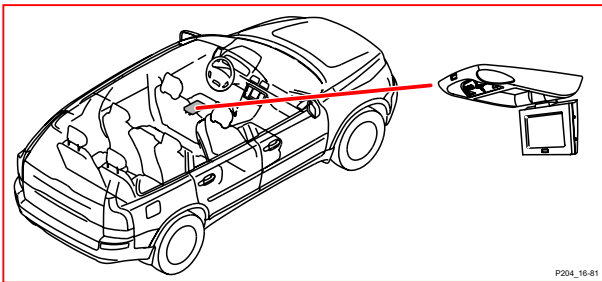
16/81B TV display, RH head restraint



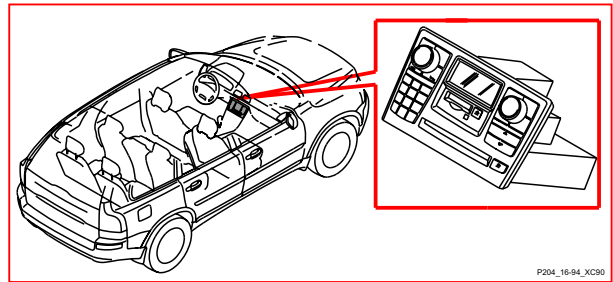
16/93 Control module handsfree cellular telephone XC90



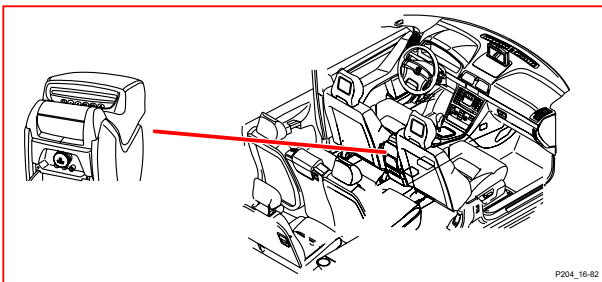
16/81 TV display, accessory



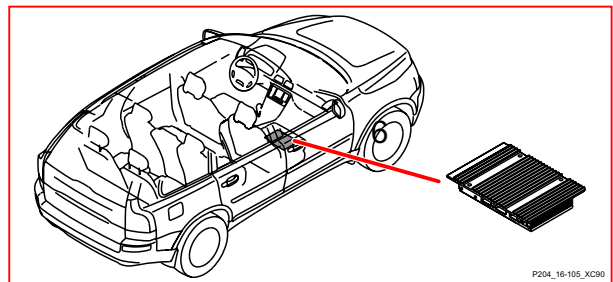
16/94 Infotainment Control Module (ICM)



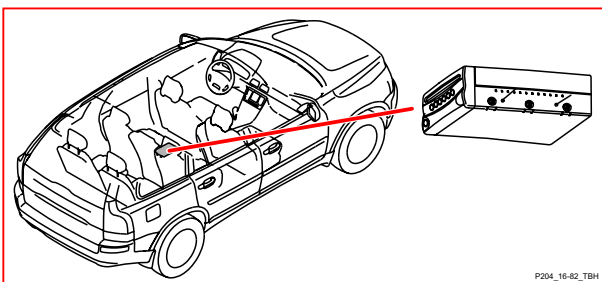
16/82 DVD-player



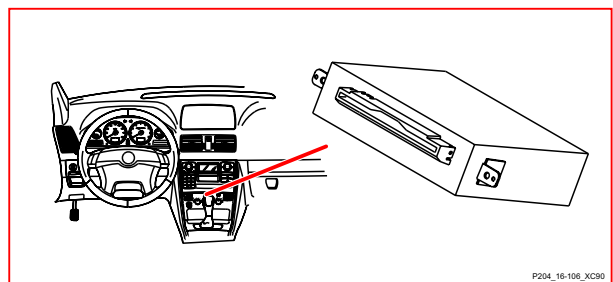
16/105 Audio Module (AUD)



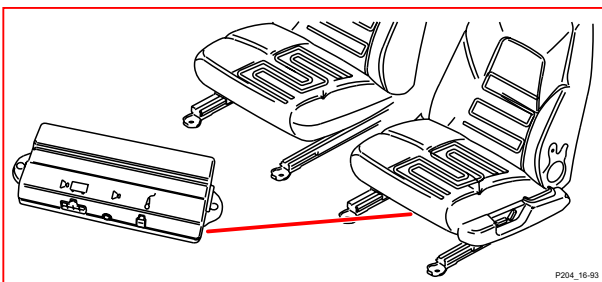
16/82 DVD-player accessory



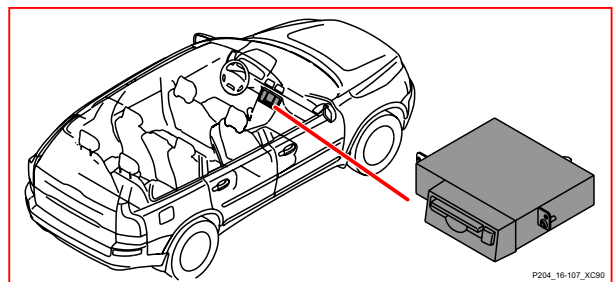
16/106 Control module, CD player (MP2)



16/93 Control module, cellular telephone handsfree, V70



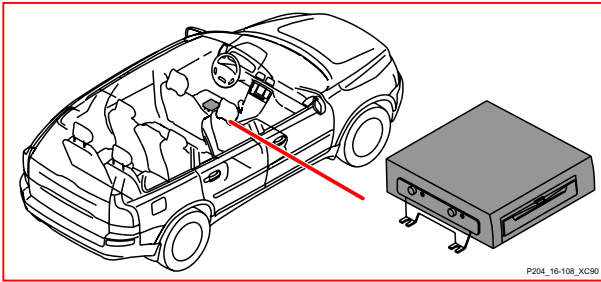
16/107 Control module, MD player (MP1)



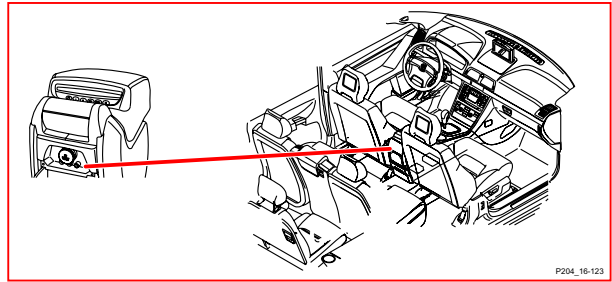
Component illustrations

16/108 - 16/126

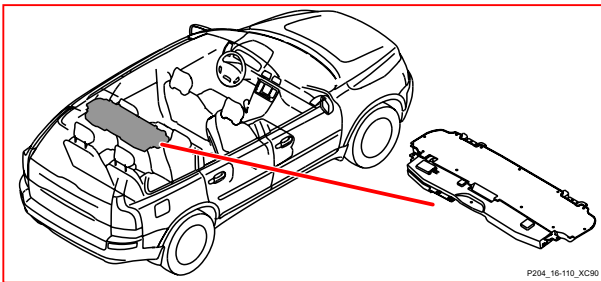
16/108 Multimedia module (MMM)



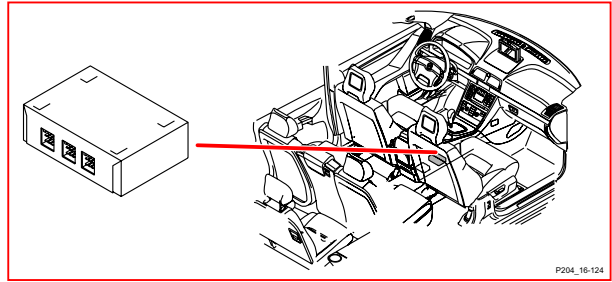
16/123 External equipment socket (AUX)




16/110 Antenna control module (ATM)



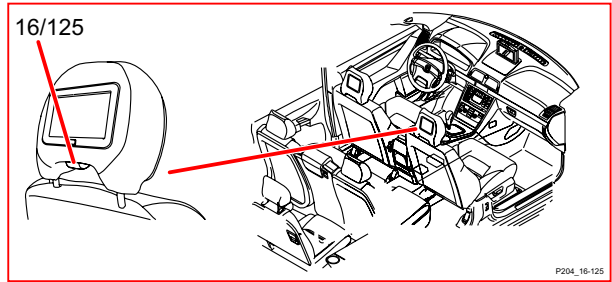
16/124 Rear Seat Entertainment module (RSE)



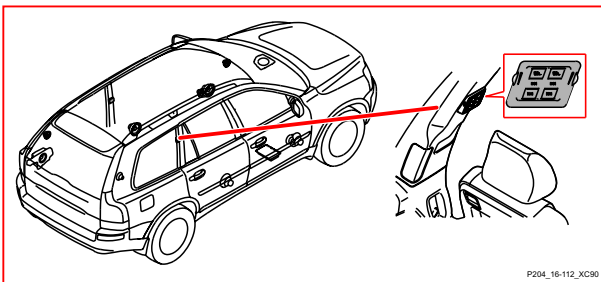
16/111 Socket, rear left headphones



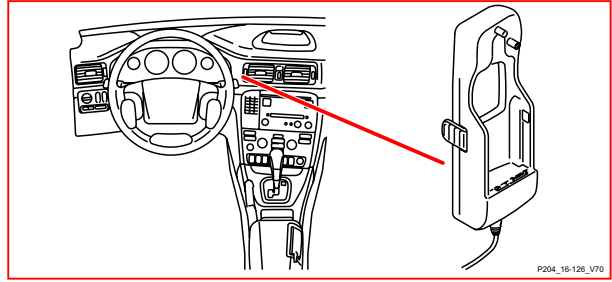
16/125 IR transmitter



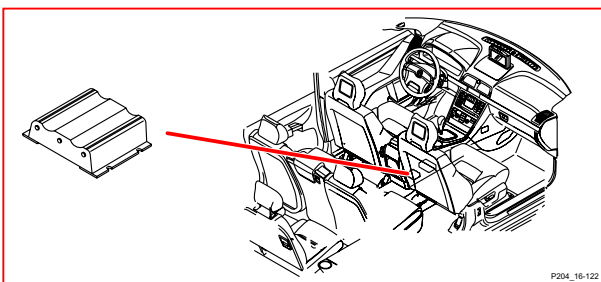
16/112 Socket, rear right headphones



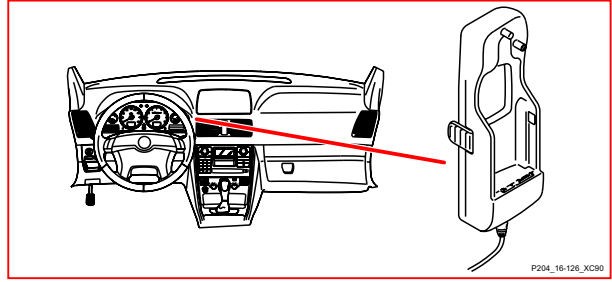
16/126 Holder handsfree cellular telephone V70



16/122 Rear Audio Separation module (RAS)



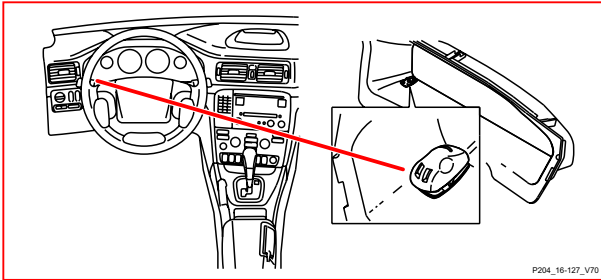
16/126 Holder handsfree cellular telephone XC90



Component illustrations

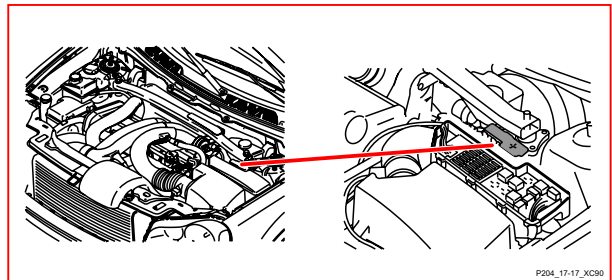
16/127 - 17/37

16/127 Microphone handsfree cellular telephone V70



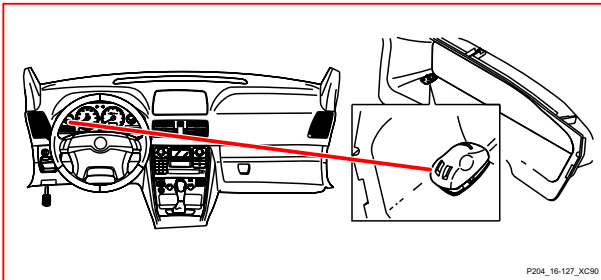
P204_16-127_V70

17/17 Auxiliary start connection XC90



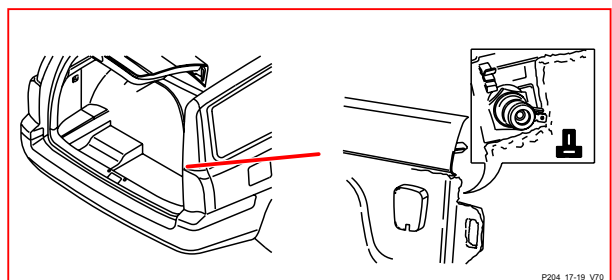
P204_17-17_XC90

16/127 Microphone handsfree cellular telephone XC90



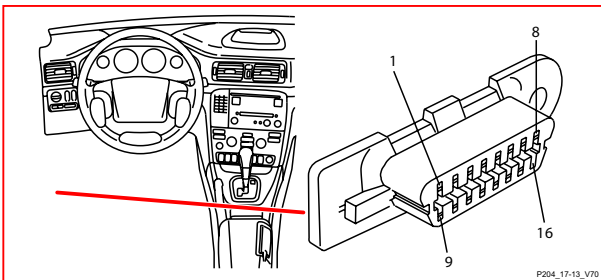
P204_16-127_XC90

17/19 Outlet 12 V cargo compartment V70



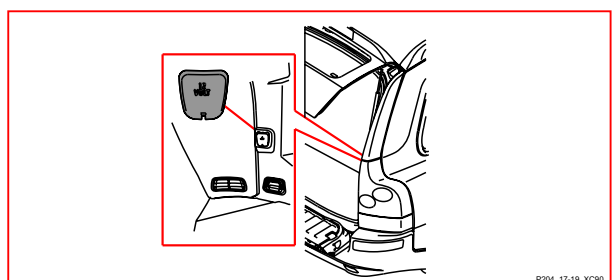
P204_17-19_V70

17/13 Data link connector V70



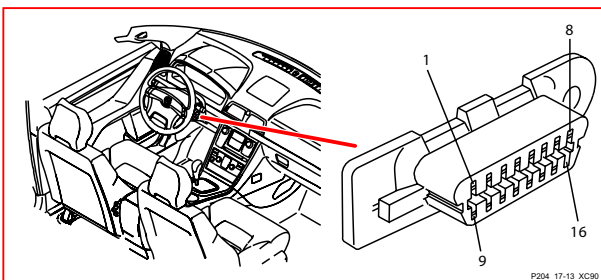
P204_17-13_V70

17/19 Outlet 12 V cargo compartment XC90



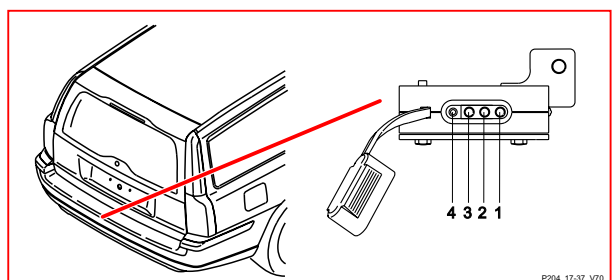
P204_17-19_XC90

17/13 Data link connector XC90



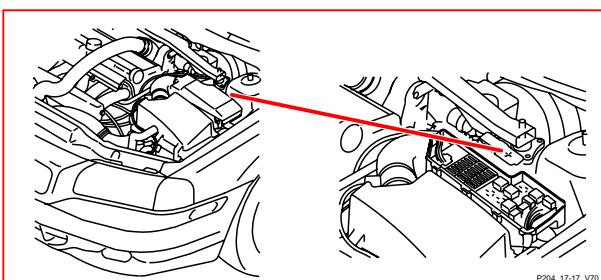
P204_17-13_XC90

17/37 4-pin outlet, tow hitch cable harness V70



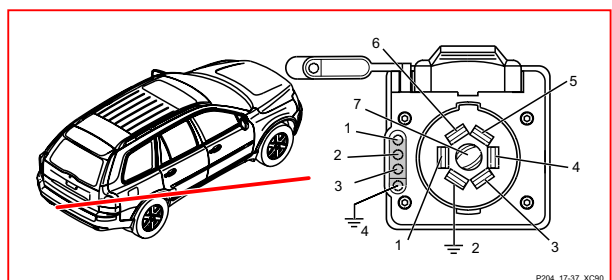
P204_17-37_V70

17/17 Auxiliary start connection V70



P204_17-17_V70

17/37 4-pin outlet, tow hitch cable harness XC90

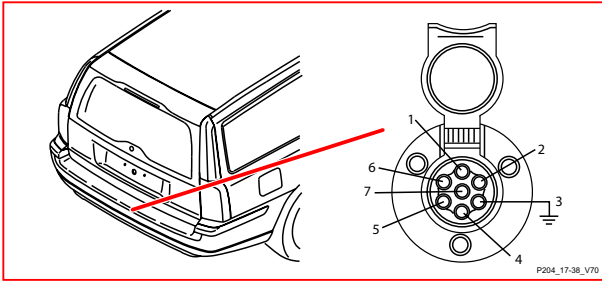


P204_17-37_XC90

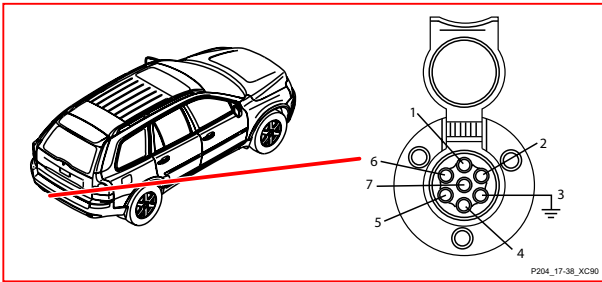
Component illustrations

17/38 - 20/26

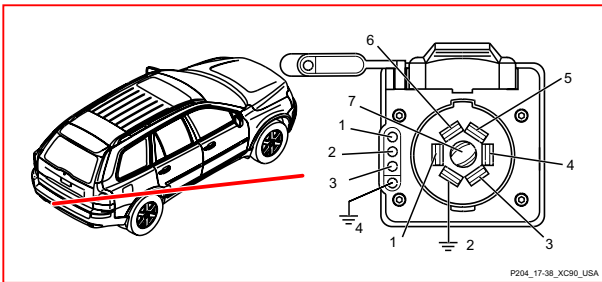
17/38 7-pin outlet, tow hitch cable harness V70



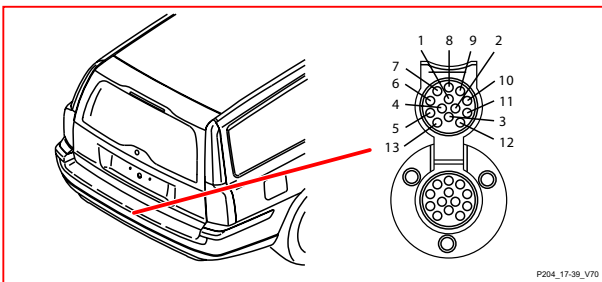
17/38 7-pin outlet, cable harness tow hitch XC90 EU/OS



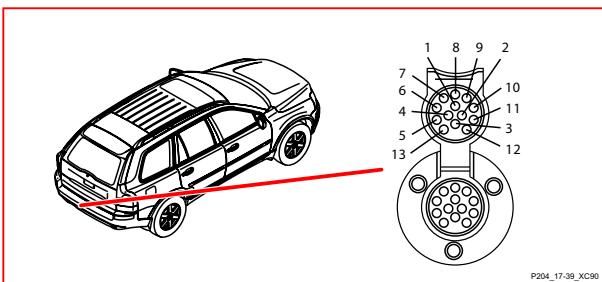
17/38 7-pin outlet, cable harness tow hitch XC90 USA



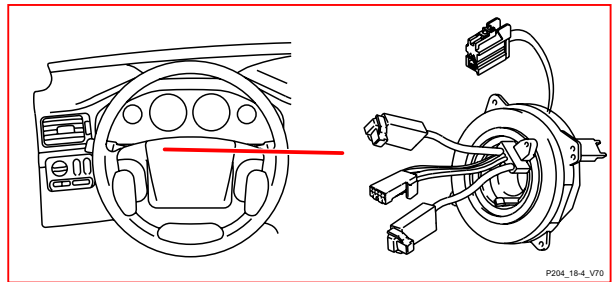
17/39 13-pin outlet, tow hitch cable harness V70



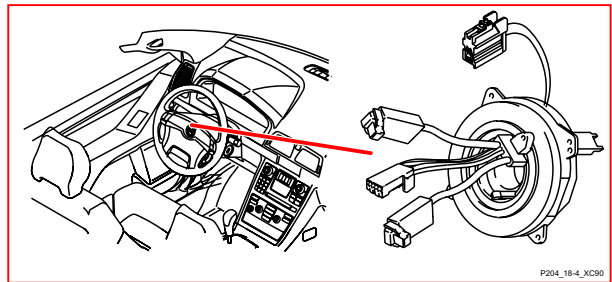
17/39 13-pin outlet, tow hitch cable harness XC90



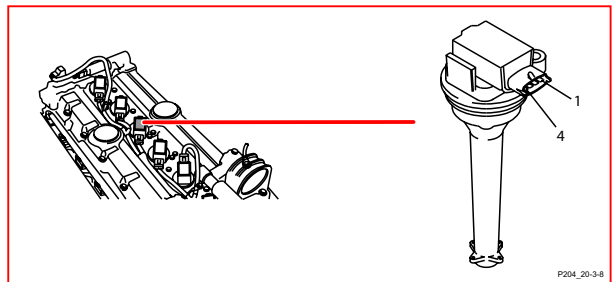
18/4 Contact reel V70



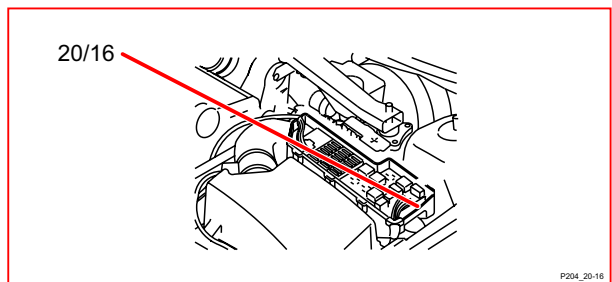
18/4 Contact reel XC90



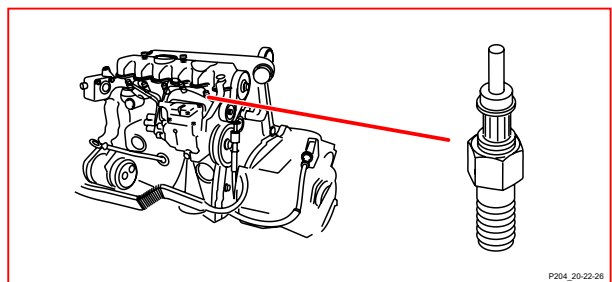
20/3-8 Spark plug and ignition coil



20/16 Capacitor



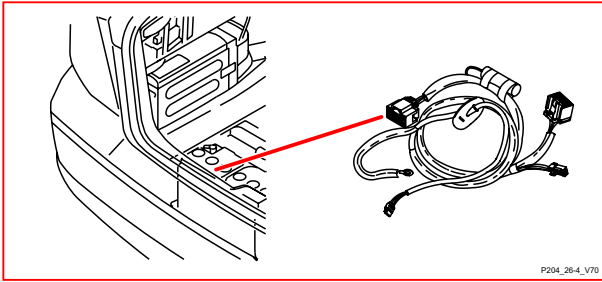
20/22-26 Glow plug



Component illustrations

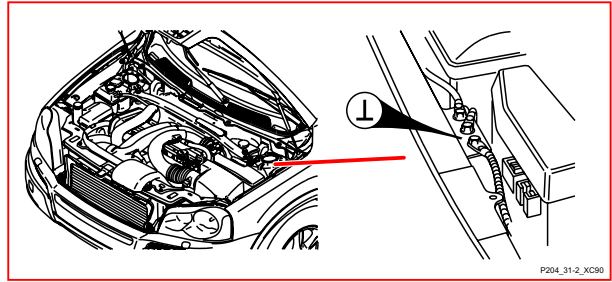
26/4 - 31/10

26/4 Converter cable harness tow hitch V70



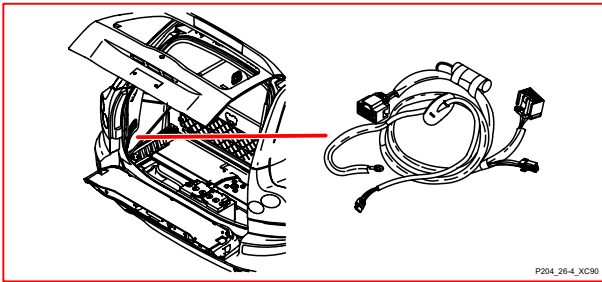
P204_26-4_V70

31/2 Ground connection, Left MacPherson strut tower, XC90



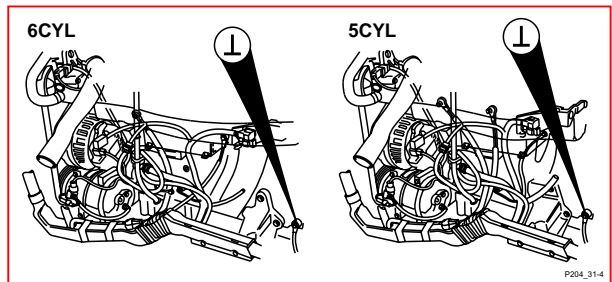
P204_31-2_XC90

26/4 Converter cable harness tow hitch XC90



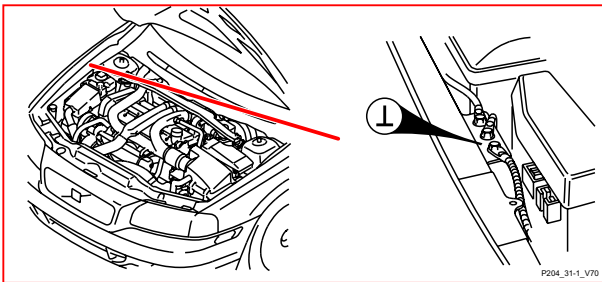
P204_26-4_XC90

31/4 Ground connection, Engine



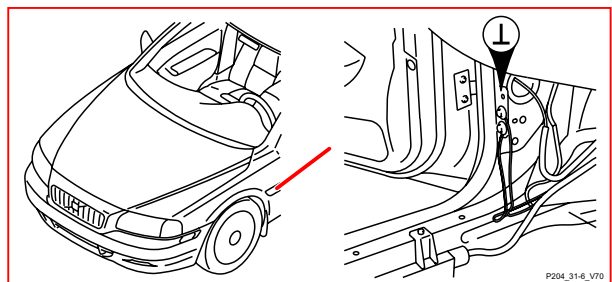
P204_31-4

31/1 Ground connection, Right MacPherson strut tower, V70



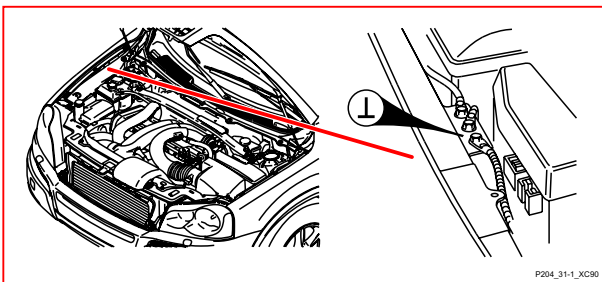
P204_31-1_V70

31/6 Ground connection, A-pillar left side, V70



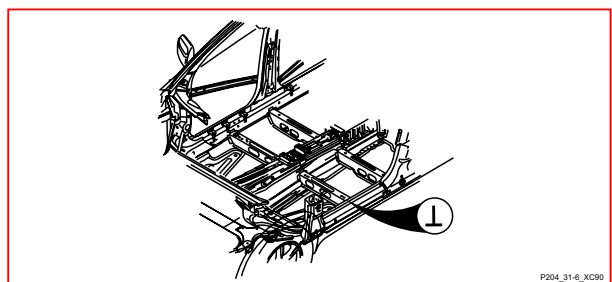
P204_31-6_V70

31/1 Ground connection, Right MacPherson strut tower, XC90



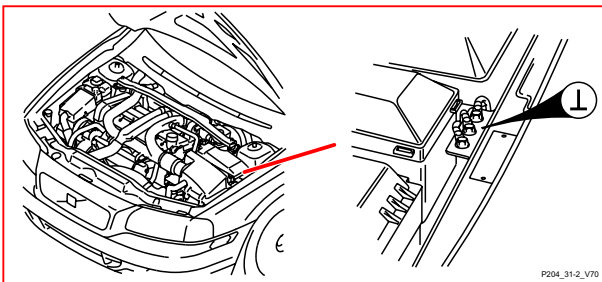
P204_31-1_XC90

31/6 Ground connection, A-pillar left side, XC90



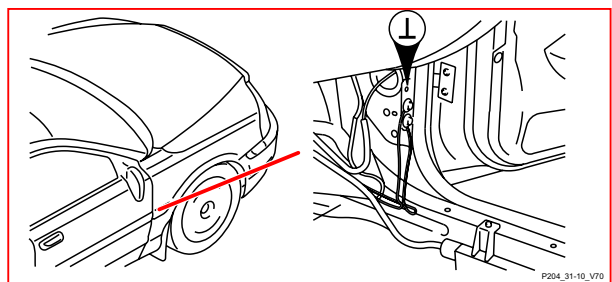
P204_31-6_XC90

31/2 Ground connection, Left MacPherson strut tower, V70



P204_31-2_V70

31/10 Ground connection, A-pillar right side, V70



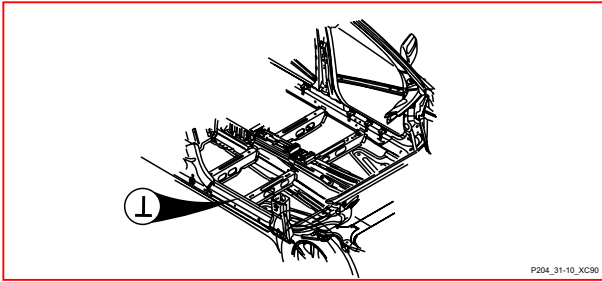
P204_31-10_V70

Component illustrations

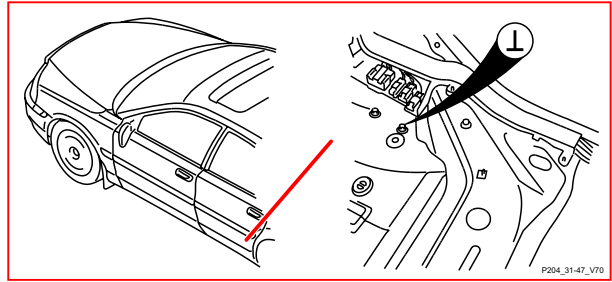
31/10 - 31/53 V70



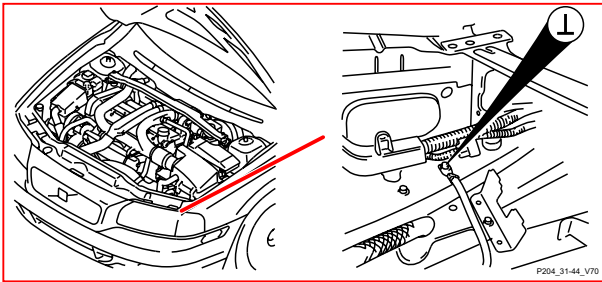
31/10 Ground connection, A-pillar right side, XC90



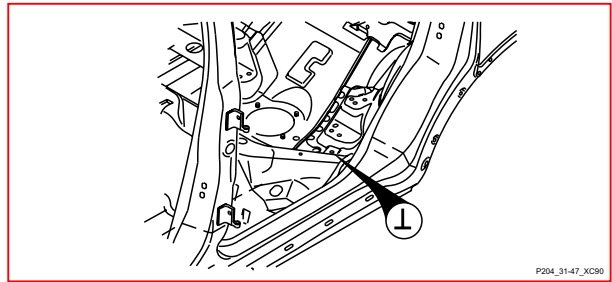
31/47 Ground connection, Rear seat riser left side, V70



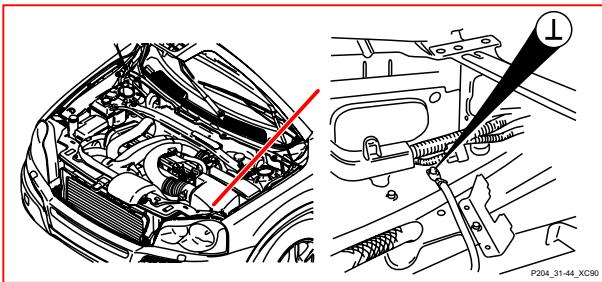
31/44 Ground connection, Left side member lower engine compartment V70



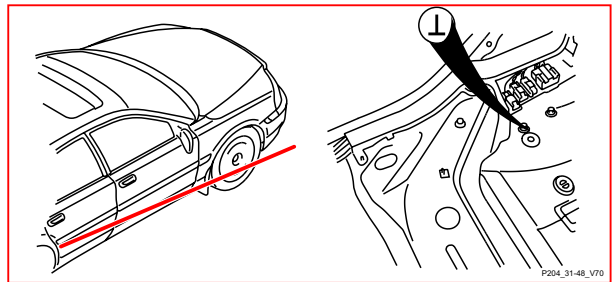
31/47 Ground connection, Rear seat riser left side, XC90



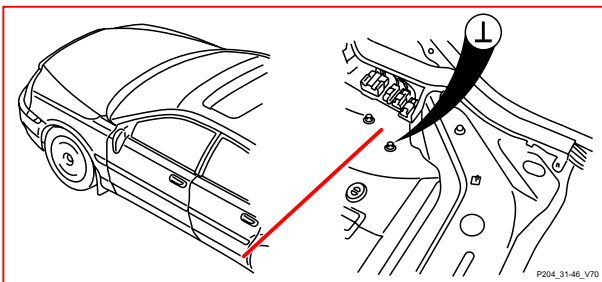
31/44 Ground connection, Left side member lower engine compartment XC90



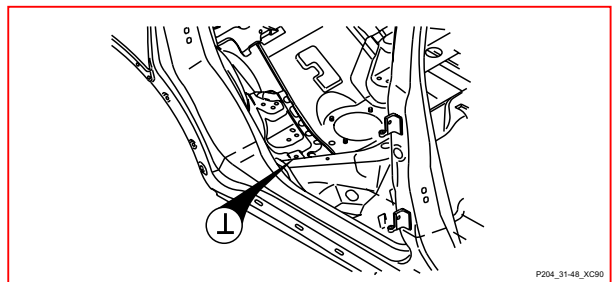
31/48 Ground connection, Rear seat riser right side, V70



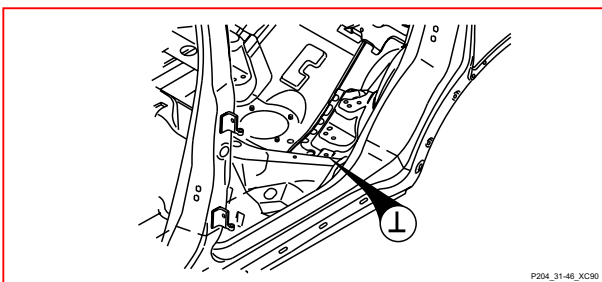
31/46 Ground connection, Rear seat riser left side, V70



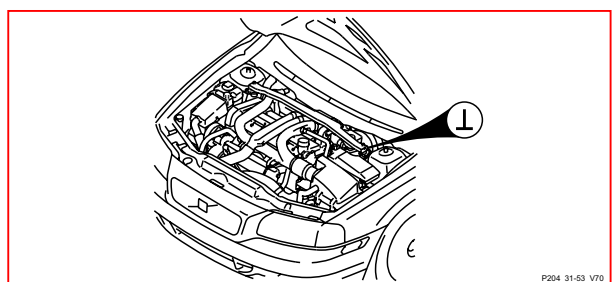
31/48 Ground connection, Rear seat riser right side, XC90



31/46 Ground connection, Rear seat riser left side, XC90




31/53 Ground connection, Firewall, V70



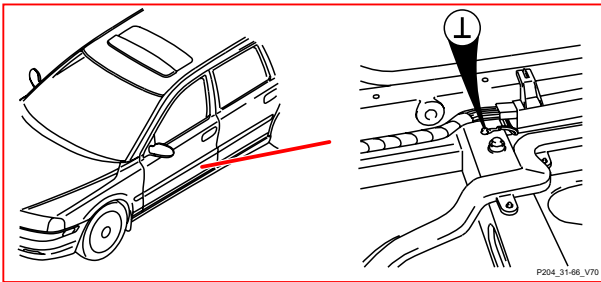
Component illustrations

31/53 XC90 - 31/73 V70

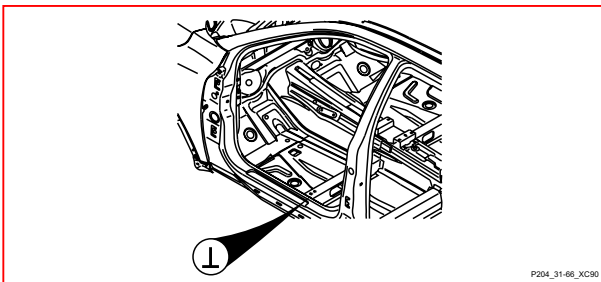
31/53 Ground connection, Firewall, XC90



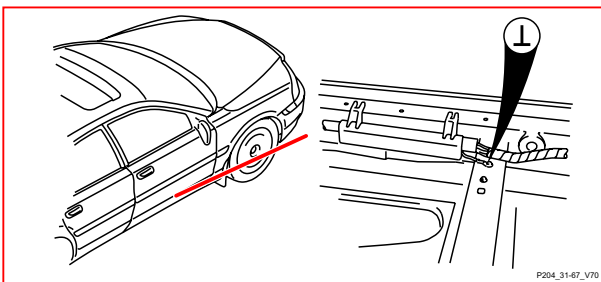
31/66 Ground connection, Front seat riser left side, V70



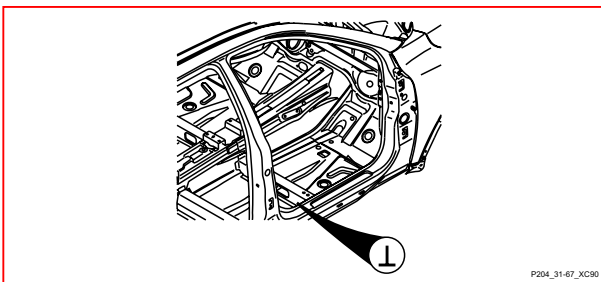
31/66 Ground connection, Front seat riser left side, XC90



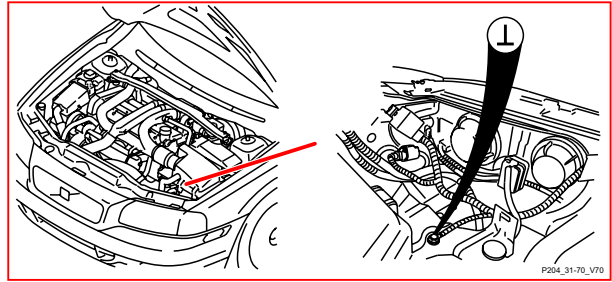
31/67 Ground connection, Front seat riser right side, V70



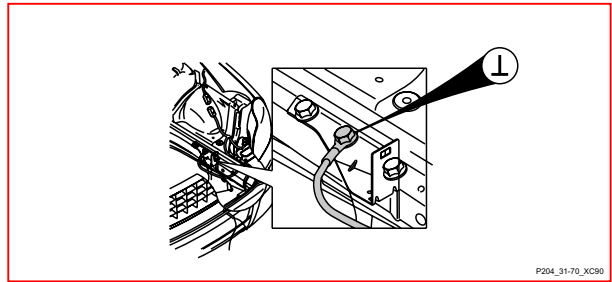
31/67 Ground connection, Front seat riser right side, XC90



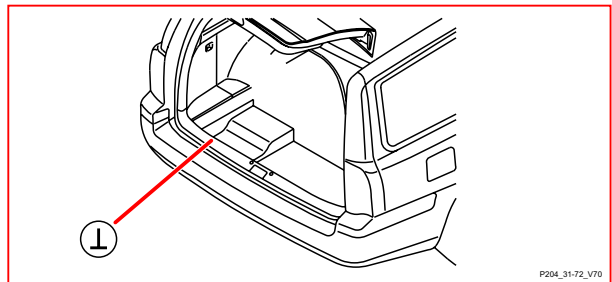
31/70 Ground connection, Left side member lower engine compartment, V70



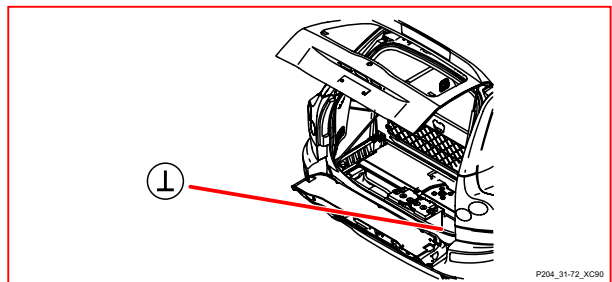
31/70 Ground connection, Left side member lower engine compartment, XC90



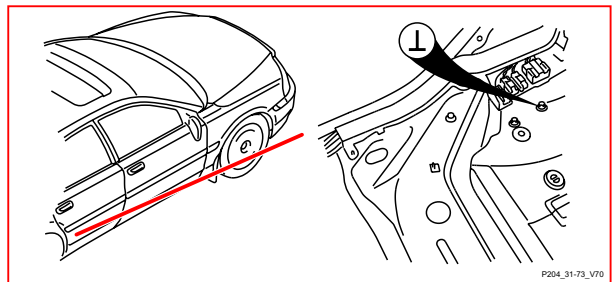
31/72 Ground connection, Cargo compartment, V70



31/72 Ground connection, Cargo compartment, XC90



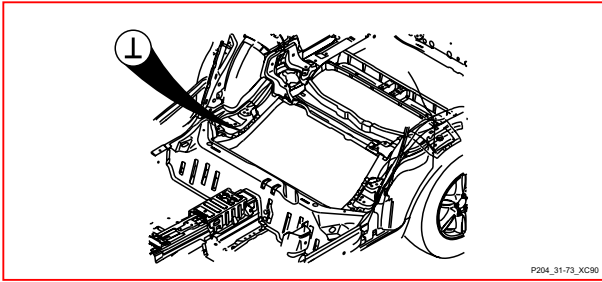
31/73 Ground connection, Rear seat riser right side, V70



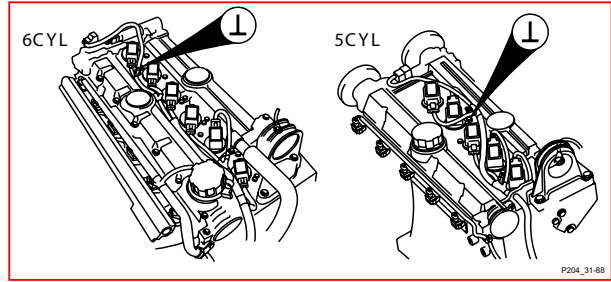
Component illustrations

31/73 XC90 - 31/93

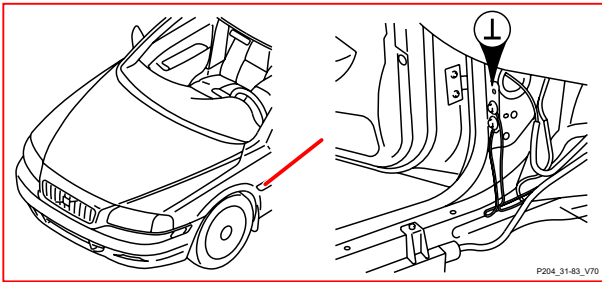
31/73 Ground connection, Rear seat riser right side, XC90



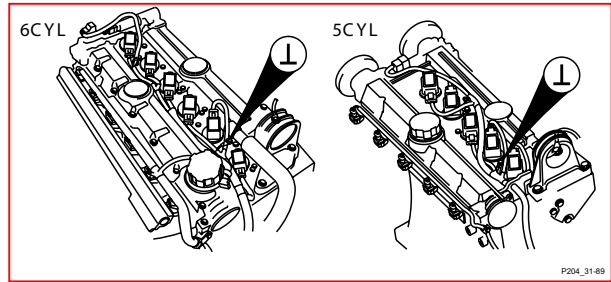
31/88 Ground connection, Engine ignition coil group 1



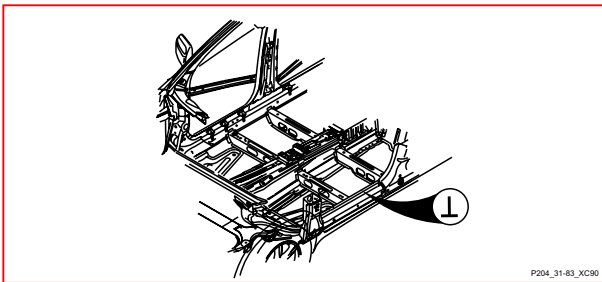
31/83 Ground connection, A-pillar left side, V70



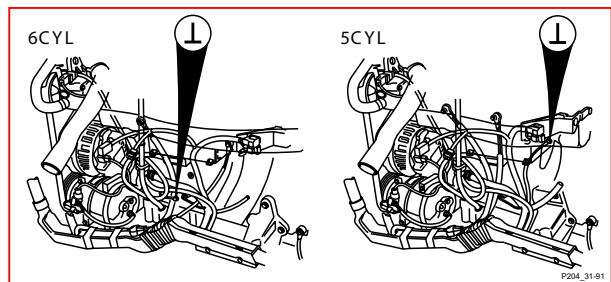
31/89 Ground connection, Engine ignition coil group 2



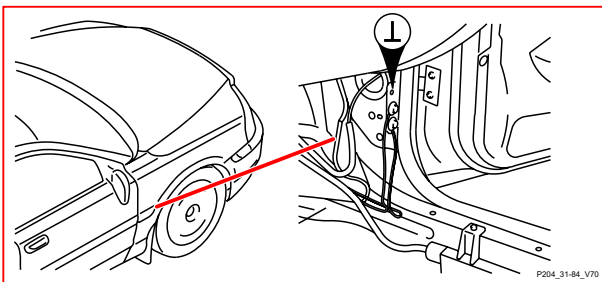
31/83 Ground connection, A-pillar left side, XC90



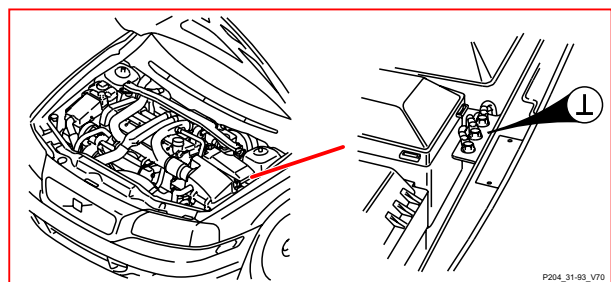
31/91 Ground connection, Engine



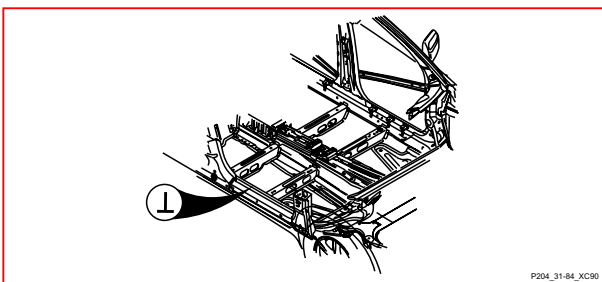
31/84 Ground connection, A-pillar right side, V70



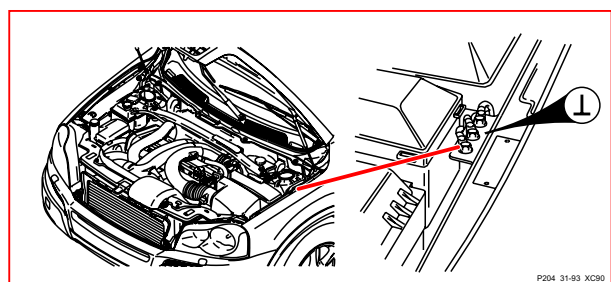
31/93 Ground connection, Left MacPherson strut tower, V70



31/84 Ground connection, A-pillar right side, XC90



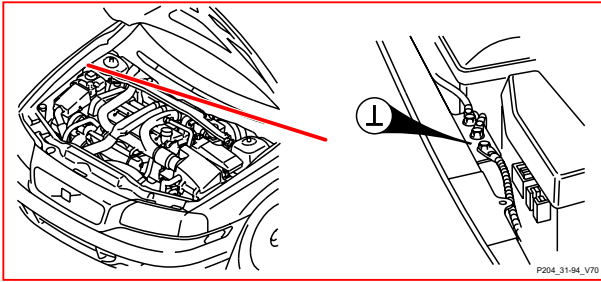
31/93 Ground connection, Left MacPherson strut tower, XC90



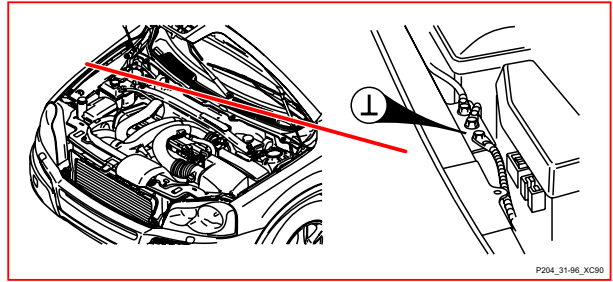
Component illustrations

31/94 - 31/102 V70

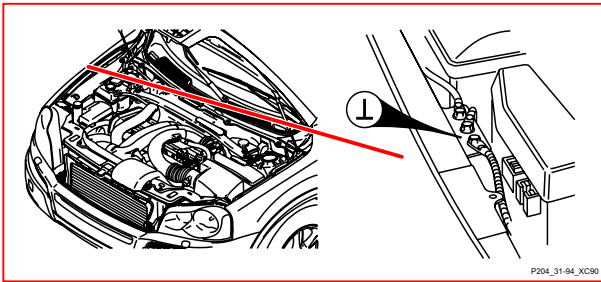
31/94 Ground connection, Right MacPherson strut tower, V70



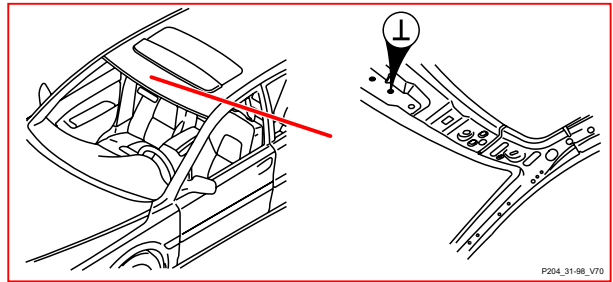
31/96 Ground connection, Right MacPherson strut tower, XC90



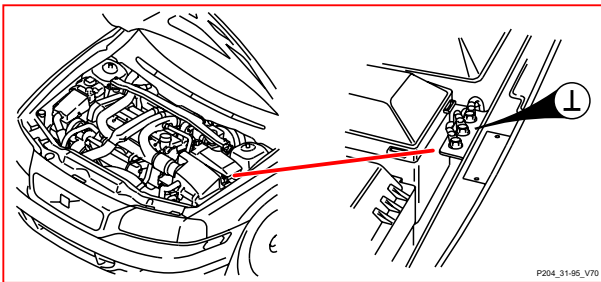
31/94 Ground connection, Right MacPherson strut tower, XC90



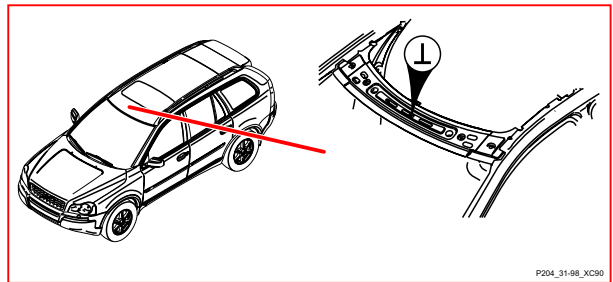
31/98 Ground connection, Windshield member upper, V70



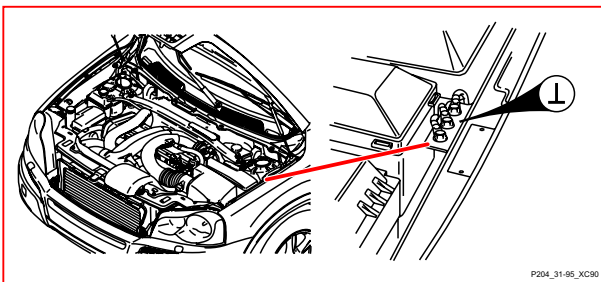
31/95 Ground connection, Left MacPherson strut tower, V70




31/98 Ground connection, Windshield member upper, XC90



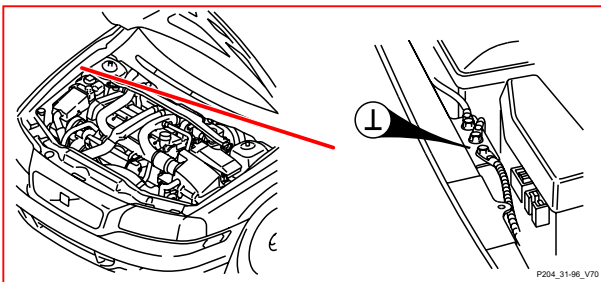
31/95 Ground connection, Left MacPherson strut tower, XC90



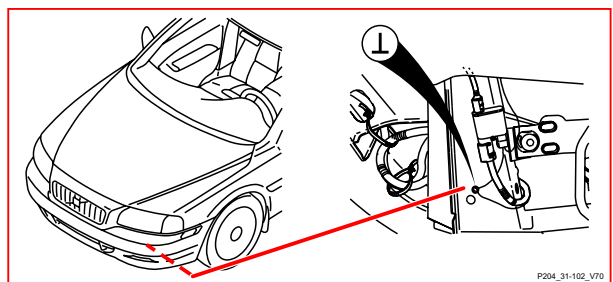
31/99 Ground connection, Side window left



31/96 Ground connection, Right MacPherson strut tower, V70



31/102 Ground connection, Front member, V70

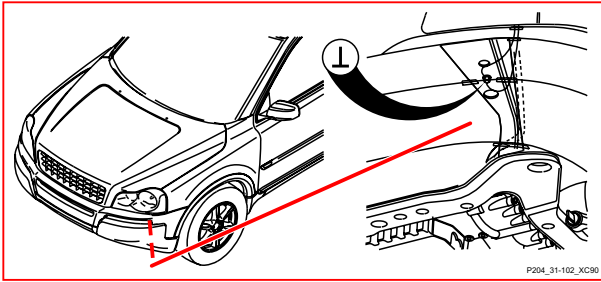


Component illustrations

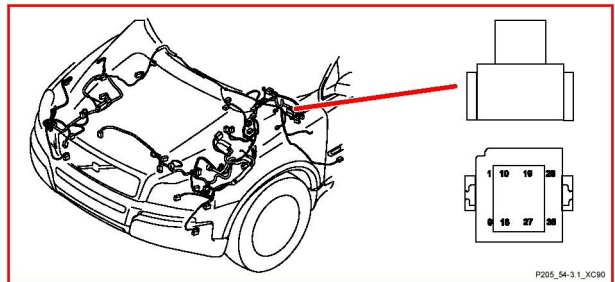
31/102 XC90 - 54/80



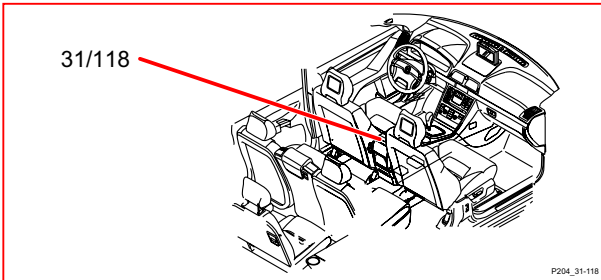
31/102 Ground connection, Front member, XC90



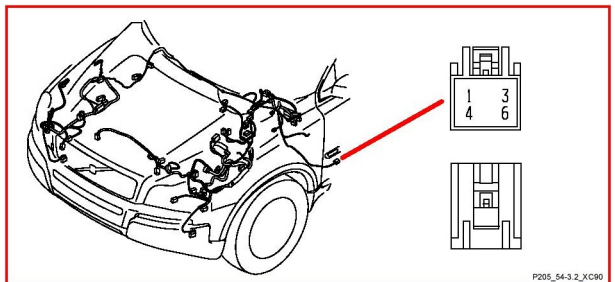
54/3.1 Connector



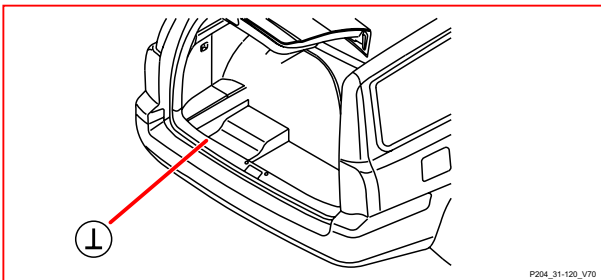
31/118 Ground connection, Between front seats under the armrest



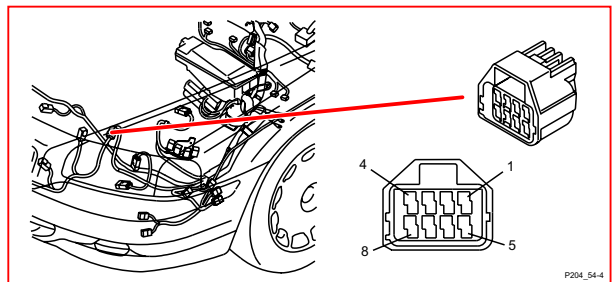
54/3.2 Connector



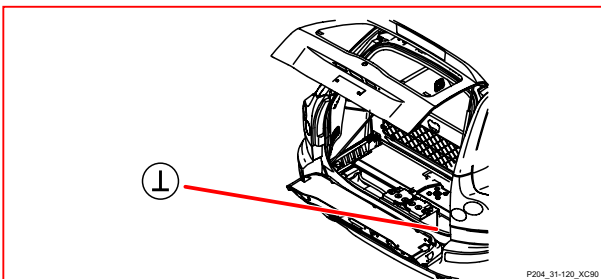
31/120 Ground connection, Cargo compartment, V70



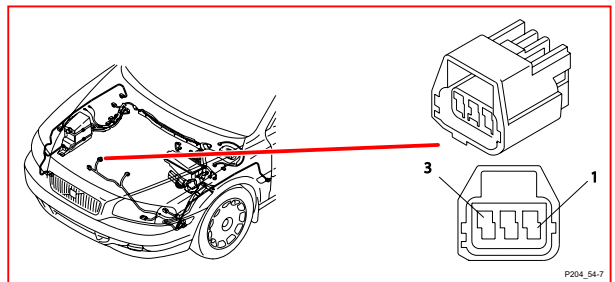
54/4 Connector



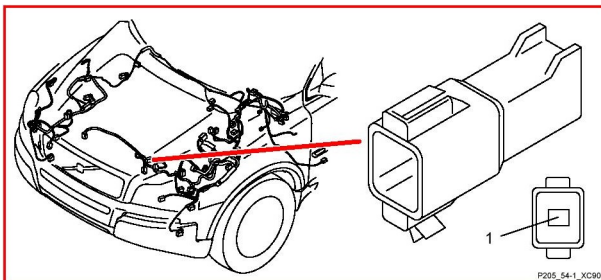
31/120 Ground connection, Cargo compartment, XC90



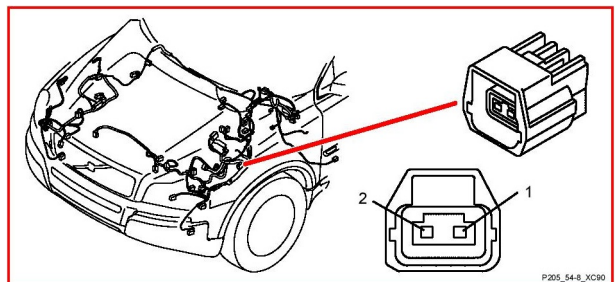
54/7 Connector



54/1 Connector

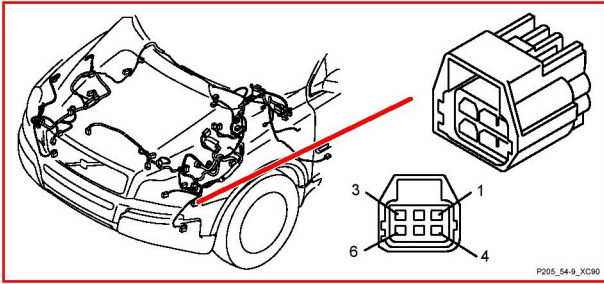


54/8 Connector

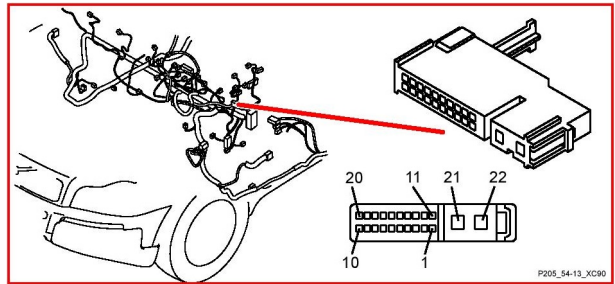




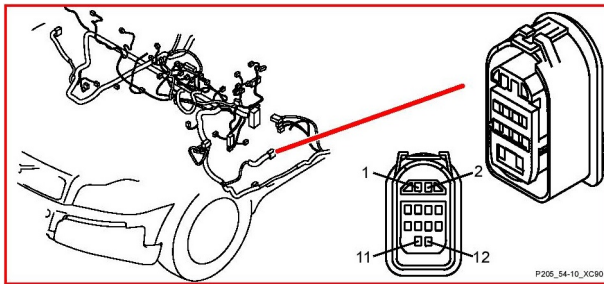
54/9 Connector



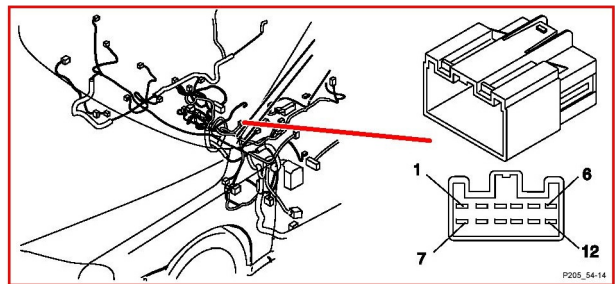
54/13 Connector



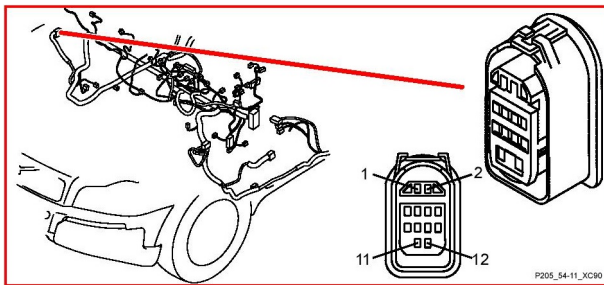
54/10 Connector



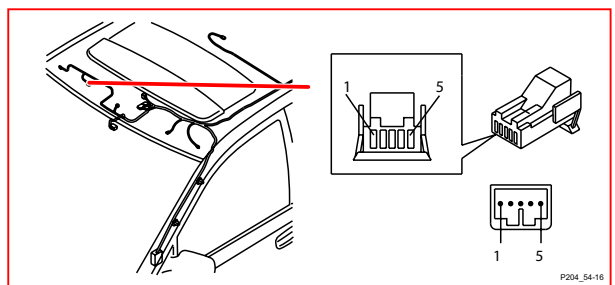
54/14 Connector



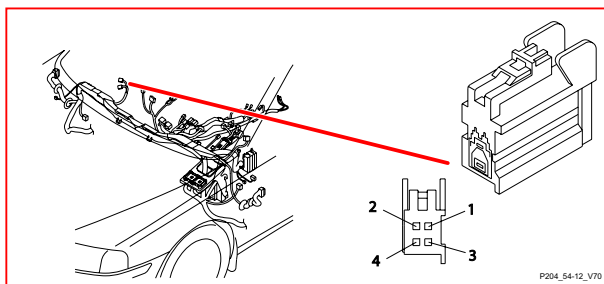
54/11 Connector



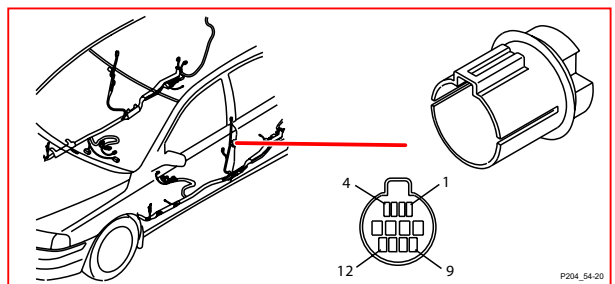
54/16 Connector



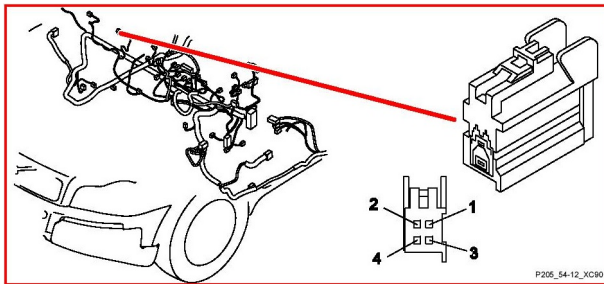
54/12 Connector V70



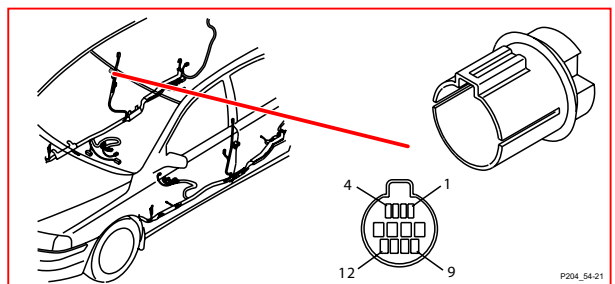
54/20 Connector



54/12 Connector XC90

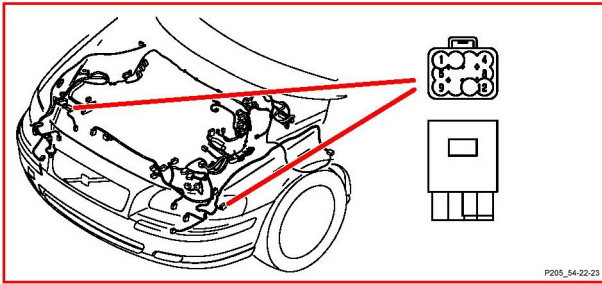


54/21 Connector

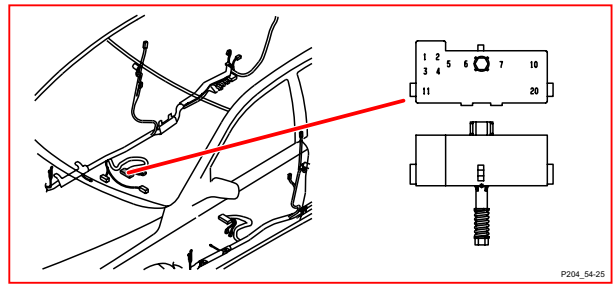




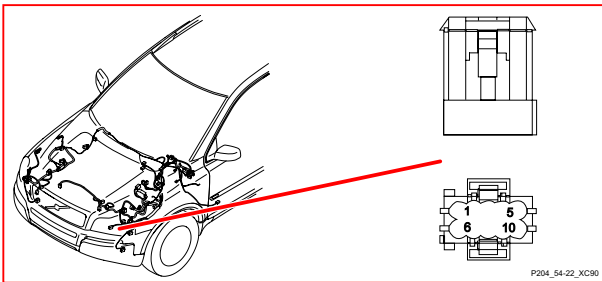
54/22 Connector V70



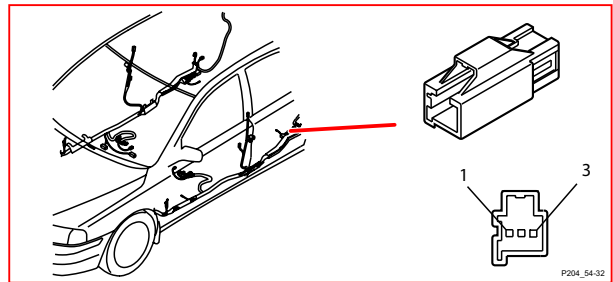
54/25 Connector



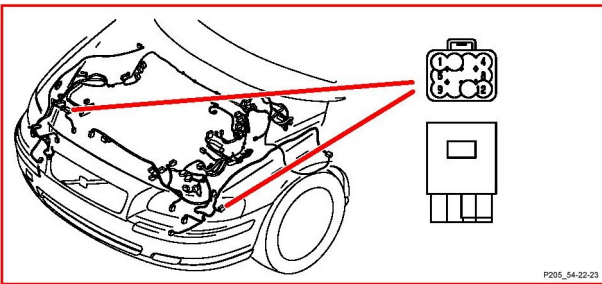
54/22 Connector XC90



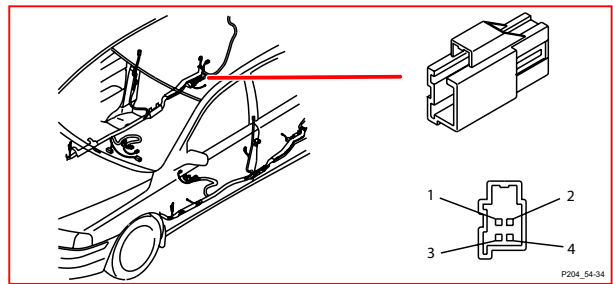
54/32 Connector



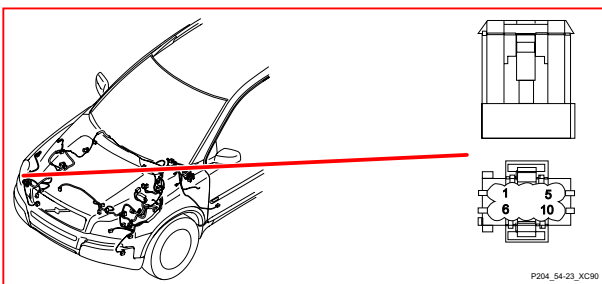
54/23 Connector V70



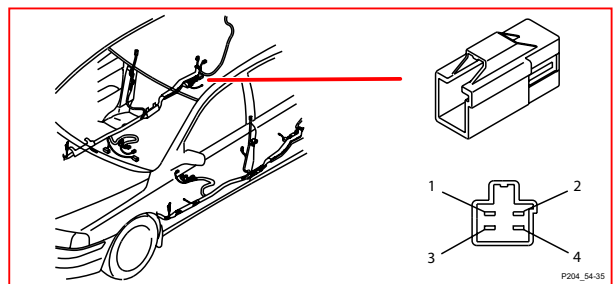
54/34 Connector



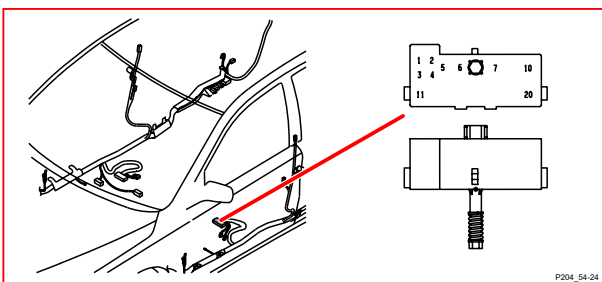
54/23 Connector XC90



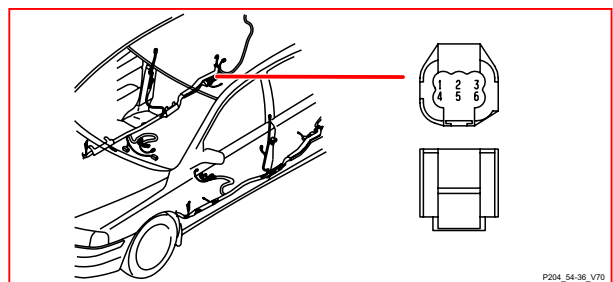
54/35 Connector



54/24 Connector



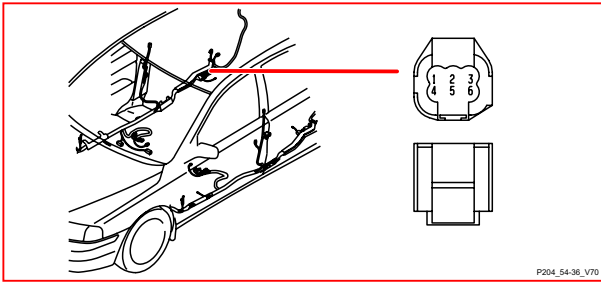
54/36 Connector



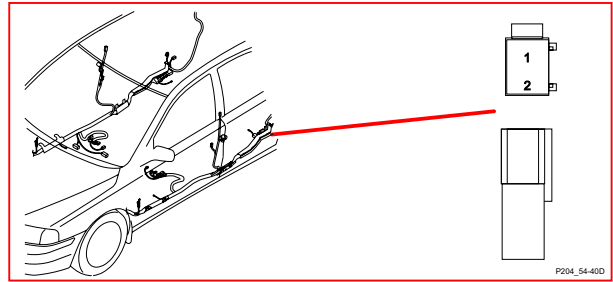
Component illustrations

54/36 - 54/50

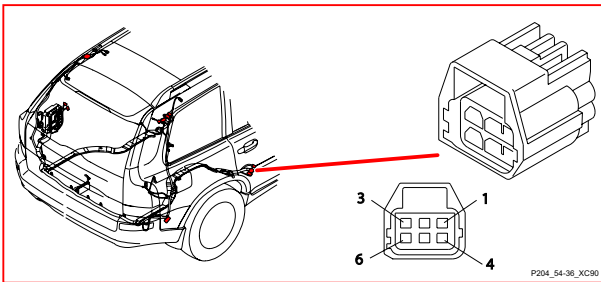
54/36 Connector V70



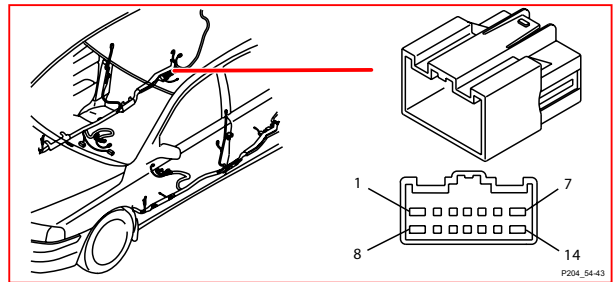
54/40D Connector



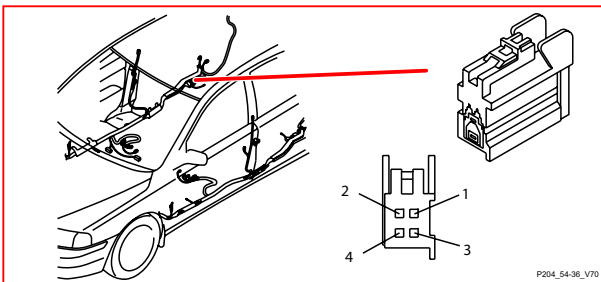
54/36 Connector XC90



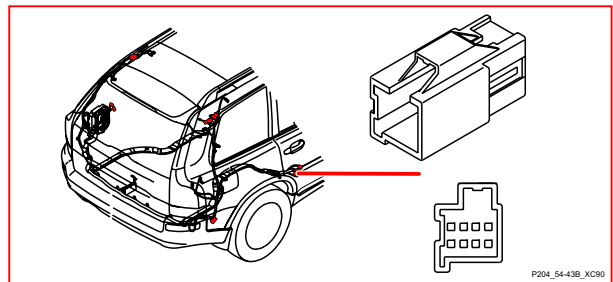
54/43 Connector



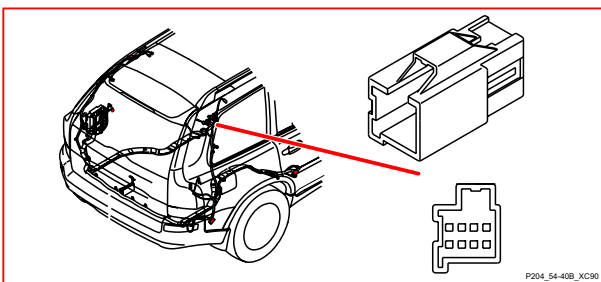
54/39 Connector



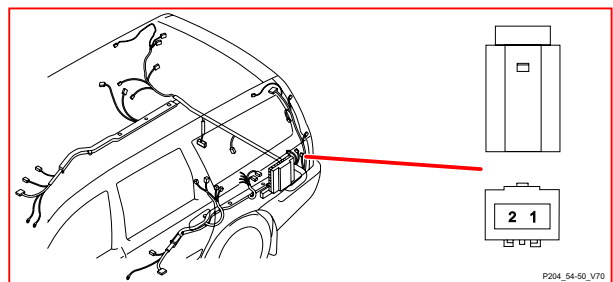
54/43B Connector



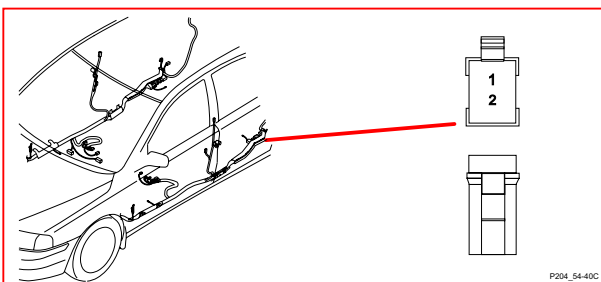
54/40B Connector



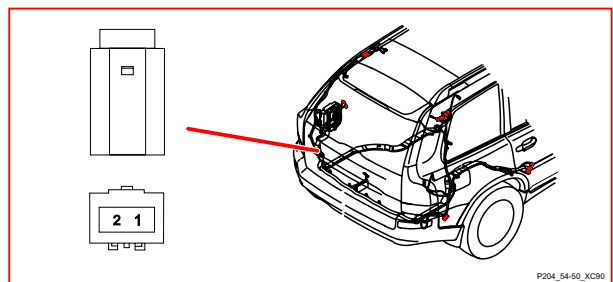
54/50 Connector V70



54/40C Connector

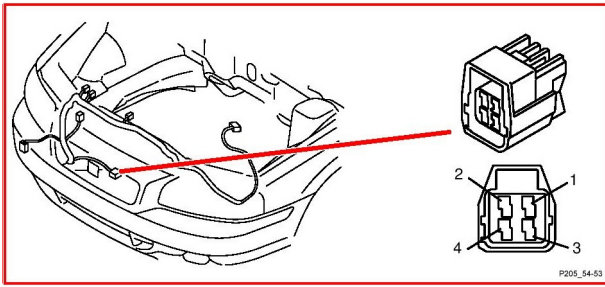


54/50 Connector XC90

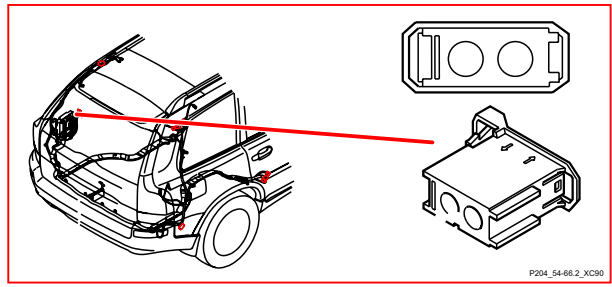




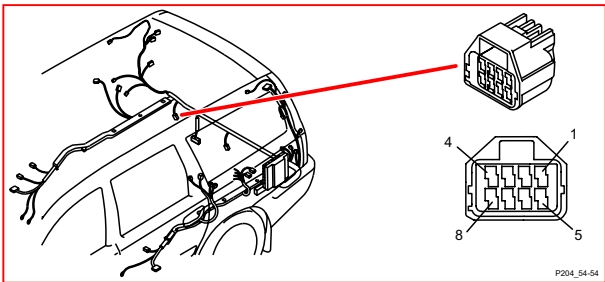
54/53 Connector



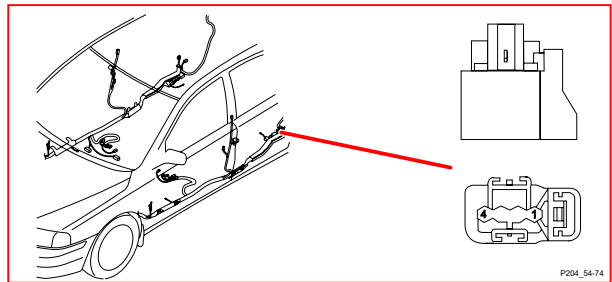
54/66.2 Connector



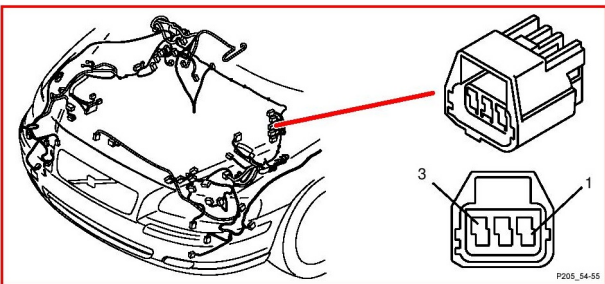
54/54 Connector



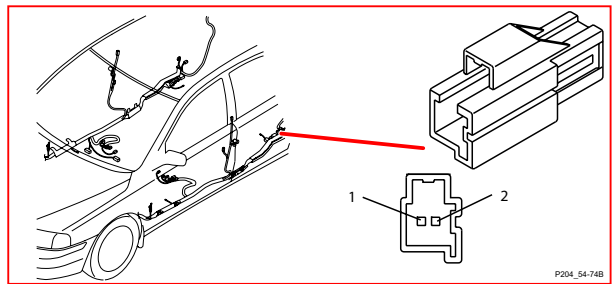
54/74 Connector



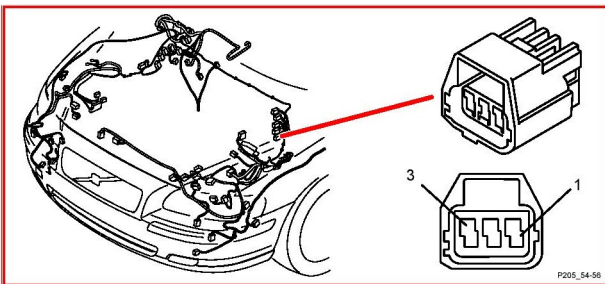
54/55 Connector



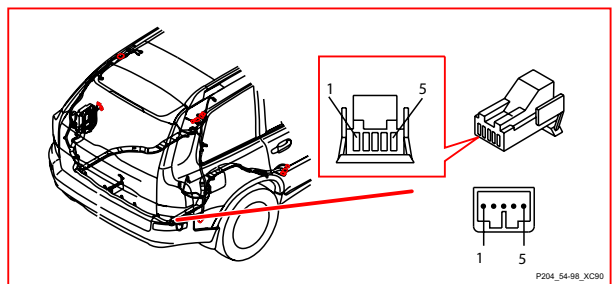
54/74B Connector



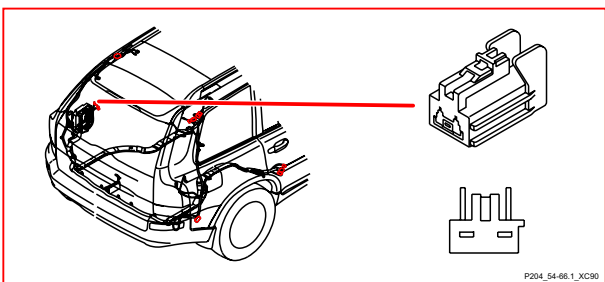
54/56 Connector



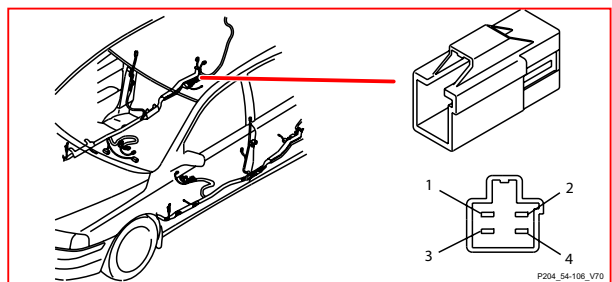
54/98 Connector



54/66.1 Connector

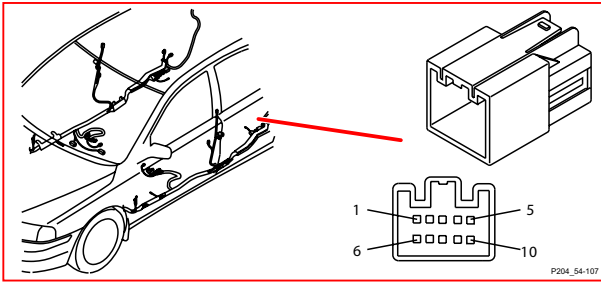


54/106 Connector

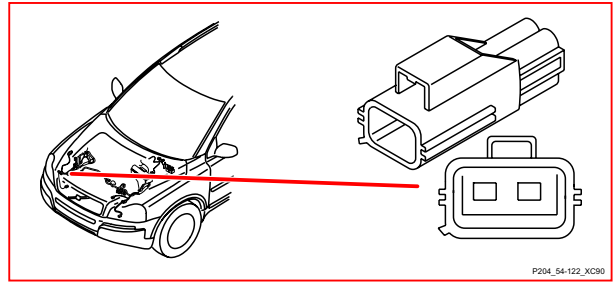




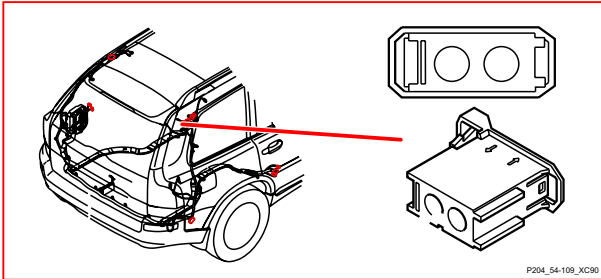
54/107 Connector



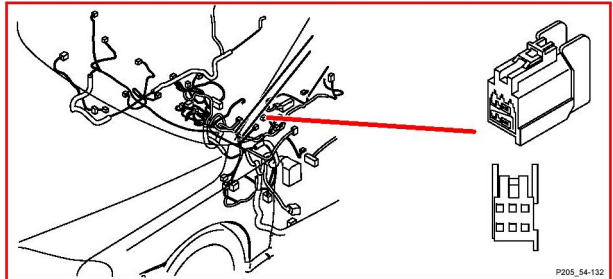
54/122 Connector



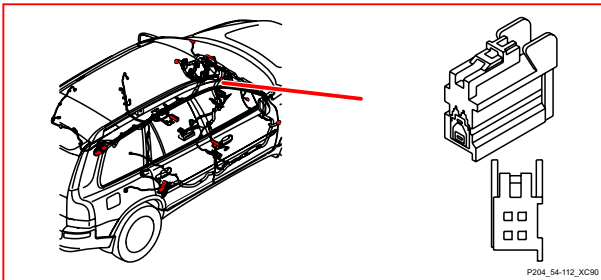
54/109 Connector



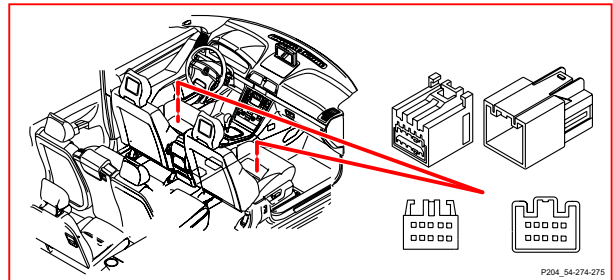
54/132 Connector



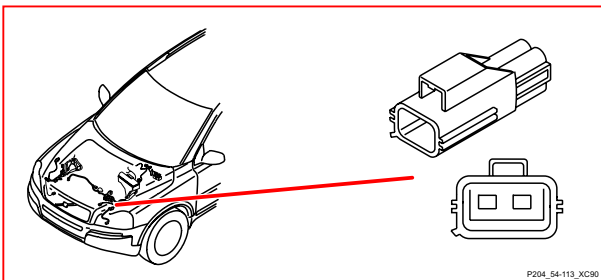
54/112 Connector



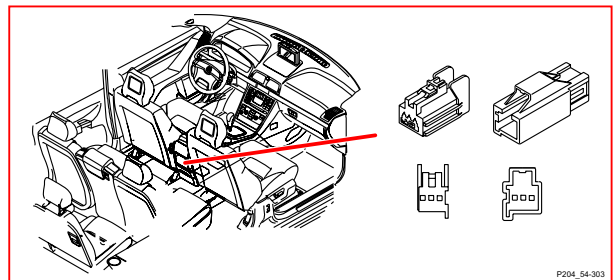
**54/274 Connector
54/ 275 Connector**



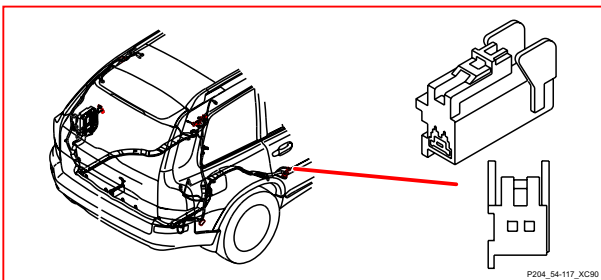
54/113 Connector



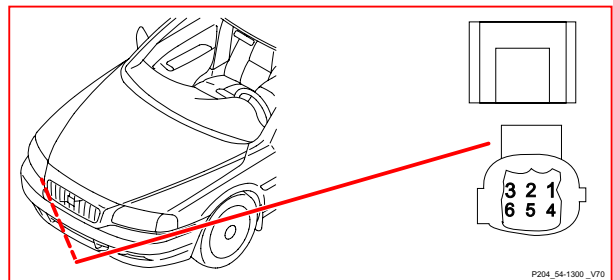
54/303 Connector



54/117 Connector



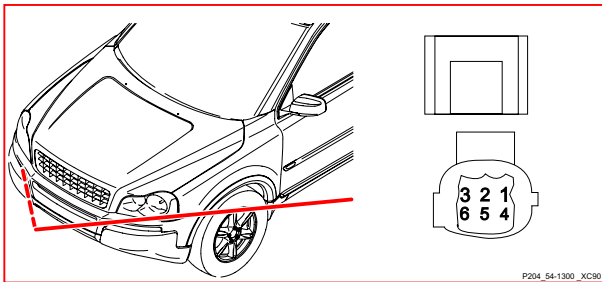
54/1300 Connector V70



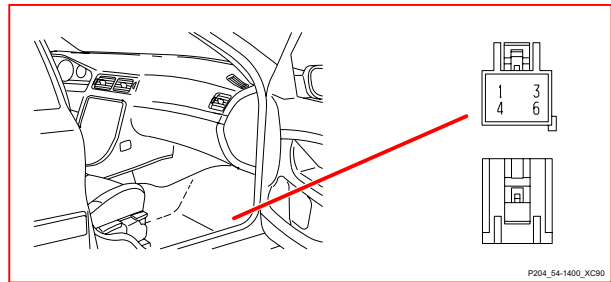
Component illustrations

54/1300 - 54/1400

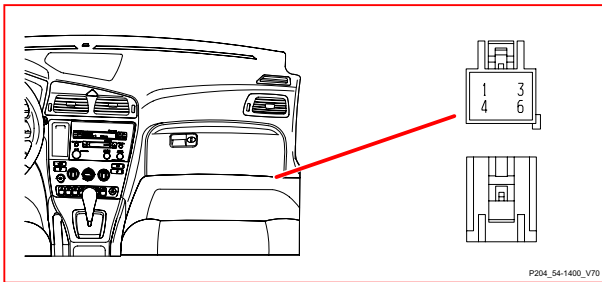
54/1300 Connector XC90



54/1400 Connector XC90



54/1400 Connector V70



- 4X/78** Connector, original car interface
- 9X/25** Connector, original car interface
- 16X/1** Connector, original car interface
- 16X/45** Connector, original car interface
- 16X/57** Connector, original car interface
- 16X/58** Connector, original car interface
- 16X/105** Connector, original car interface
- 54X/no.** Connector, original car interface

- A1** Connecting rail to 15/31
- C1-6** Connecting rail to 15/31

Index

12V outlet 92

A

Abbreviations 5
Accessories 76, 88, 89, 94, 95, 96, 105
..... 106, 107, 108, 109, 111, 113, 137, 138, 139, 140
Accessory Electronic Module (AEM) 88, 89
Additional electrical equipment, Group 36 77
Anti-theft alarm V70 86
Anti-theft alarm XC90 87
Audio V70 100
Audio with extra amplifier V70 102
Audio XC90 101
Automatic transmission 116, 117
Auxiliary heater 136
Auxiliary light 76

B

Beam length adjustment V70 74
Beam length adjustment XC90 75
Bi-Xenon V70 64
Bi-Xenon XC90 65
Brake control system 121
Brake lights 67
Brake system, Group 59 121

C

Cable harness tow hitch, 4/7-pin 94
Cable harness tow hitch, 4-pin 93
Cable harnesses 183
Cargo compartment harness V70 193
Cargo compartment harness XC90 194
CD/MD player XC90 109
CD-Changer V70 108
Cellular phone V70 110
Central Electronic Module (CEM) 38
Central locking system V70 124
Central locking system XC90 125
Climate control system 134
Color abbreviations 5
Component illustrations 201
Connectors 145
Control module overview positions V70 34
Control module overview positions XC90 36
Control modules 34
Control modules overview designations V70/XC70 35
Control modules overview designations XC90 37
Cooling fan 60
Cooling system, Group 26 60
Countries/Markets, abbreviations 5
Cruise control 61

D

Daytime running lights V70 64
Daytime running lights XC90 65
Diagnostics system 91
Differential Electronic Module (DEM) 120
Direction indicators V70 78
Direction indicators, XC90 79
Doors and openings, Group 83 124
Driver information module 98
Driver information module Bi-fuel 99

E

Electrical distribution overview V70 8
Electrical distribution overview XC90 10

Electronic immobilizer 85
Electronic power steering 122
Emission control, 5-cyl 58
Emission control, 5-cyl Turbo 59
Emission control, 6-cyl 59
Engine compartment harness LHD, V70 185
Engine compartment harness LHD, XC90 187
Engine compartment harness RHD, V70 186
Engine compartment harness RHD, XC90 188
Engine control, Group 27 61
Engine harness Diesel 184
Engine harness Gasoline 183
Engine management system, 5-cyl 48
Engine management system, 5-cyl Turbo 50
Engine management system, 6-cyl 52
Engine management system, Bi-fuel 54
Engine management system, Diesel 56
Explanations 5
Exterior decorative elements etc., Group 84 128

F

Flashing hazard lights V70 78
Fog lights 66
Four-C V70 123
Fuel system, Group 23 48
Fuses 12
Fuses by battery, 11E 18
Fuses in electrical distribution box
engine compartment 12
Fuses in engine compartment, 11A 12
Fuses in engine compartment, 11B 13
Fuses in extra fuse box cargo compartment XC90,
11F 18
Fuses in passenger compartment, 11C 18
Fuses in the passenger compartment, 11C 15

G

Geartronic 118
Generator and voltage regulator, Group 32 62
Ground connections 26
Groups 5

H

Handsfree V70 106
Handsfree XC90 107
Harness, doors V70 197
Harness, doors XC90 198
Harnesses Bi-Fuel V70 199
Hazard warning flashers XC90 79
Heated door mirrors 129
Heated rear window 130
Heated seats 133
High and low beams (Bi-Xenon), XC90 65
High and low beams V70 64
High pressure headlight washer 82
High speed CAN data communication 42
Home safe lighting 69
Horn 84
How to use the wiring diagrams 6

I

Ignition and relays 23
Ignition switch symbols 5
Inflatable curtain harness V70 195
Infotainment XC90 112
Instruments, Group 38 97
Interior lighting V70 72

Index 2

Interior lighting XC90	73
Internal equipment, Group 88	142, 200

J

Junction points	172
-----------------------	-----

L

License plate lighting V70	70
License plate lighting XC90	71
Lighting, Group 35	64
LIN data communication	45
List of components	276
List of symbols	7
Low speed CAN data communication V70	44
Low speed CAN data communication V70/XC70	43

O

Other, Group 39	100
-----------------------	-----

P

Parking assistance	90
Parking heater	136
Parking heater, Call start	139
Parking heater, remote start	138
Passenger compartment harness LHD, V70	189
Passenger compartment harness LHD, XC90	191
Passenger compartment harness RHD, V70	190
Passenger compartment harness RHD, XC90	192
Position/parking lights XC90	71
Power door mirrors	128
Power driver's seat	131
Power passenger seat	132
Power sunroof	127
Power supply	62
Power windows	126

R

Rain sensor	77
Rear climate control system XC90	141
Rear Electronic Module (REM)	40

Rear Seat Entertainment XC90	113, 200
Relay, electric engine heater	137
Relays	23
Relays, general	23
Remote garage door opener	142
Reversing lights	68
Road Traffic Information (RTI) , XC90	105
Road Traffic Information (RTI) V70	104
Roof harness	195
Roof harness XC90	196
Running/parking lights V70	70

S

Seat belt reminder	97
Shift lock	119
Shock absorbers, Group 76	123
Short stop heater	140
SRS	143, 144
Starting system	63
Starting system, Group 33	63
Steering, Group 64	122
Subwoofer XC90	111
Supplemental Restraint System (SRS) V70	143
Supplemental Restraint System (SRS) XC90	144

T

Table of Contents	3
Tail lights V70	70
Tail lights XC90	71
Tailgate harness V70	195
Tailgate harness XC90	196
Tow hitch cable harness, 13-pin	96
Tow hitch cable harness, 7-pin	95
Transmission, Group 43	116

W

Wiper/Washer Headlights V70	81
Wiper/washer, rear window	83
Wipers/washers, windshield	80
Wiring and fuses, Group 37	91

List of components 1:6

1/1	Battery V70	3/86	Right rear door power window switch XC90
1/1	Battery XC90	3/91	Switch heated seat left V70
2/14	Relay, glow plug unit	3/91	Switch heated seat left XC90
2/22	Relay, climate control system	3/92	Switch heated seat right V70
2/32	Main relay, engine management system	3/92	Switch heated seat right XC90
2/33	Relay, fuel system	3/93	Switch, left seat belt buckle V70
2/35	Starter motor relay	3/93	Switch, left seat belt buckle XC90
2/64	Relay extra lights V70	3/94	Switch, right seat belt buckle V70
2/64	Relay extra lights XC90	3/94	Switch, right seat belt buckle XC90
2/90	Relay, windshield wiper, low/high speed	3/95	Switch spin control V70
2/91	Relay, intermittent wiping	3/95	Switch spin control XC90
2/138	Deadlock relay left rear door V70	3/111	Light Switch Module (LSM) V70
2/138	Deadlock relay left rear door XC90	3/111	Light Switch Module (LSM) XC90
2/139	Deadlock relay right rear door V70	3/112	Climate Control Module (CCM) V70
2/139	Deadlock relay right rear door XC90	3/112	Climate Control Module (CCM) XC90
2/182	Relay, high pressure headlight washer motor	3/117	Ceiling light switch unit V70
2/191	Relay, remote parking heater start, radio signal	3/117	Ceiling light switch unit XC90
2/192	Relay (230 V) electric engine heater V70	3/126	Driver/Passenger Door Module (DDM)/(PDM) V70
2/192	Relay (230 V) electric engine heater XC90	3/126	Driver/Passenger Door Module (DDM)/(PDM) XC90
2/237	Disconnect relay, rear speaker	3/126	Driver/Passenger Door Module (DDM)/(PDM) XC90
3/1	Ignition V70	3/127	Passenger/Driver Door Module (PDM)/(DDM) V70
3/1	Ignition XC90	3/127	Passenger/Driver Door Module (PDM)/(DDM) XC90
3/4	Switch unit cruise control (SWS) V70	3/127	Passenger/Driver Door Module (PDM)/(DDM) XC90
3/4	Switch unit cruise control (SWS) XC90	3/131	Switch audio/cellular telephone V70
3/6	Hazard warning flasher switch	3/131	Switch audio/cellular telephone XC90
3/8	Switch heated rear window/rear-view mirrors V70	3/135	RTI switch
3/8	Switch heated rear window/rear-view mirrors XC90	3/155	Mode selector automatic transmission V70
3/9	Contact brake light V70	3/155	Mode selector automatic transmission XC90
3/9	Contact brake light XC90	3/156	Gear Selector Module (GSM) V70
3/10	Reversing light contact	3/156	Gear Selector Module (GSM) XC90
3/25	Switch power sunroof V70	3/157	Switch airbag passenger side V70
3/25	Switch power sunroof XC90	3/157	Switch airbag passenger side XC90
3/26	Power driver's seat module	3/171	Switch retractable rear-view mirrors V70
3/27	Power passenger seat module	3/171	Switch retractable rear-view mirrors XC90
3/37	Contact horn V70	3/173	Switch private locking tailgate V70
3/37	Contact horn XC90	3/173	Switch private locking tailgate XC90
3/47	Contact parking brake V70	3/174	Switch reduced alarm V70
3/47	Contact parking brake XC90	3/174	Switch reduced alarm XC90
3/59	Control headlight adjustment V70	3/225	Switch unit continuous damping control (CCD)
3/59	Control headlight adjustment XC90	3/254	Steering Wheel Module (SWM)
3/60	Switch extra lights V70	3/255	Position sensor driver's seat
3/60	Switch extra lights XC90	3/256	Position sensor passenger seat
3/62	Hood alarm contact V70	4/7	Combustion Preheater Module (CPM) V70
3/62	Hood alarm contact XC90	4/7	Combustion Preheater Module (CPM) XC90
3/71	Contacts gear selector AW50	4/9	Control module, Supplementary Restraint System (SRS)
3/71	Contacts gear selector 4T65AWD	4/16	Brake Control Module (BCM) V70
3/73	Switch child safety lock PCL V70	4/16	Brake Control Module (BCM) XC90
3/73	Switch child safety lock PCL XC90	4/28	Transmission Control Module (TCM) V70
3/74	Lock unit left front door V70	4/28	Transmission Control Module (TCM) XC90
3/74	Front left door lock unit XC90	4/31	Fan control module
3/75	Lock unit right front door V70	4/33	Sunroof Control Module (SRM) V70
3/75	Lock unit front right door XC90	4/33	Sunroof Control Module (SRM) XC90
3/76	Lock unit left rear door V70	4/46	Engine Control Module (ECM) V70
3/76	Left rear door lock unit XC90	4/46	Engine Control Module (ECM) XC90
3/77	Lock unit right rear door V70	4/50	Electronic Throttle Module (ETM)
3/77	Right rear door lock unit XC90	4/52	Power Seat Module (PSM)
3/78	Tailgate lock unit V70	4/56	Central Electronic Module (CEM) V70
3/78	Tailgate lock unit XC90	4/56	Central Electronic Module (CEM) XC90
3/80	Switch central locking system left V70	4/58	Rear Electronic Module (REM) V70
3/80	Switch central locking system left XC90	4/58	Rear Electronic Module (REM) XC90
3/82	Switch central locking system right V70	4/68	Steering Angle Sensor module (SAS)
3/82	Switch central locking system right XC90	4/70	Upper Electronic Module (UEM) V70
3/85	Left rear door power window switch V70	4/70	Upper Electronic Module (UEM) XC90
3/85	Left rear door power window switch XC90	4/71	Cooling fan control module V70
3/86	Right rear door power window switch V70	4/71	Cooling fan control module XC90

List of components 2:6

4/76	Remote control unit for garage door opener	6/73	Coolant pump auxiliary heater XC90
4/78	Accessory Electronic Module (AEM) V70	6/76	Climate control system, rear
4/78	Accessory Electronic Module (AEM) XC90	6/92	Left rear power window motor V70
4/82	Differential Electronic Module (DEM) V70	6/92	Left rear power window motor XC90
4/82	Differential Electronic Module (DEM) XC90	6/93	Right rear power window motor V70
4/83	Fuel pump control module	6/93	Right rear power window motor XC90
4/84	Suspension Module (SUM)	6/95	Damper Motor Module (DMM), temperature, left-hand side
4/86	Parking Assistance Module (PAM) V70	6/96	Damper Motor Module (DMM), temperature, right-hand side
4/86	Parking Assistance Module (PAM) XC90	6/102	Damper Motor Module (DMM), defroster
4/99	Electronic power steering control module	6/103	Damper Motor Module (DMM), floor/ventilation
4/106	Control module, remote parking heater start	6/104	Washer motor headlight high pressure V70
4/107	Control module, parking heater, Call start	6/104	Washer motor headlight high pressure XC90
4/110	Trailer Module V70	6/105	Fuel distributor, gas
4/110	Trailer Module XC90	6/114	Vacuum pump
5/1	Driver Information Module (DIM) V70	6/120	Engine throttle body V70
5/1	Driver Information Module (DIM) XC90	6/120	Engine throttle body XC90
6/1	Windshield wiper motor V70	6/127	Washer motor V70
6/1	Windshield wiper motor XC90	6/127	Washer motor XC90
6/3	Right-hand headlight wiper motor	7/4	Brake fluid level sensor
6/4	Left-hand headlight wiper motor	7/5	Sensor washer fluid level V70
6/15	Sunroof motor V70	7/5	Sensor washer fluid level XC90
6/15	Sunroof motor XC90	7/6	Oil pressure monitor V70
6/16	Driver seat motor, backrest angle	7/6	Oil pressure monitor XC90
6/17	Driver seat motor, up/down front edge	7/8	Pressure sensor climate control system V70
6/18	Driver seat motor, up/down rear edge	7/8	Pressure sensor climate control system XC90
6/19	Driver seat motor, forward/backward	7/10	Interior temperature sensor
6/20	Passenger seat motor, forward/backward	7/11	Sensor ambient temperature V70
6/25	Starter motor V70	7/11	Sensor ambient temperature XC90
6/25	Starter motor XC90	7/12	Solar sensor, dusk sensor and indication alarm V70
6/26	Alternator V70	7/12	Solar sensor, dusk sensor and indication alarm XC90
6/26	Alternator XC90	7/15	Heated oxygen sensor
6/28	Motor, passenger compartment fan	7/16	Sensor coolant temperature V70
6/29	Motor cooling fan V70	7/16	Sensor coolant temperature XC90
6/29	Motor cooling fan XC90	7/17	Mass airflow sensor (MAF) V70
6/31	Feed pump, ejectors	7/17	Mass airflow sensor (MAF) XC90
6/32	Rear window wiper motor V70	7/23	Knock sensor rear
6/32	Rear window wiper motor XC90	7/24	Front knock sensor
6/33	Fuel pump V70	7/25	Pulse sensor V70 Diesel
6/33	Fuel pump XC90	7/25	Pulse sensor XC90 Diesel
6/35	Fuel pump auxiliary heater V70	7/25	Pulse sensor V70 Gasoline
6/35	Fuel pump auxiliary heater XC90	7/25	Pulse sensor XC90 Gasoline
6/37	Lock motor fuel filler cover V70	7/31	Left-hand front ABS sensor
6/37	Lock motor fuel filler cover XC90	7/32	Right-hand front ABS sensor
6/38	Left-hand headlight level adjustment motor	7/35	Oil level sensor
6/39	Right-hand headlight adjustment motor	7/41	Temperature sensor, evaporator
6/44	Cooling fan electronics box engine compartment V70	7/51	Sensor accelerator V70
6/44	Cooling fan electronics box engine compartment XC90	7/51	Sensor accelerator XC90
6/48	Damper Motor Module (DMM), recirculation	7/56	Left-hand rear ABS sensor
6/58	Front left power window motor V70	7/57	Right rear ABS sensor
6/58	Front left power window motor XC90	7/61	Sensor input rpm AW50
6/60	Front right power window motor V70	7/61	Sensor input rpm 4T65AWD
6/60	Front right power window motor XC90	7/62	Sensor output rpm AW50
6/62	Left power door mirror V70	7/62	Sensor output rpm 4T65AWD
6/62	Left power door mirror XC90	7/73	Sensor coolant level V70
6/63	Right power door mirror V70	7/73	Sensor coolant level XC90
6/63	Right power door mirror XC90	7/74	Sensor oil temperature automatic transmission AW50
6/64	Passenger seat motor, backrest angle	7/74	Sensor oil temperature automatic transmission 4T65AWD
6/65	Passenger seat motor, up/down front edge	7/81	Pressure sensor, intake manifold
6/66	Passenger seat motor, up/down rear edge	7/82	Heated oxygen sensor, diagnosis 1
6/67	Pump fuel leakage control, V70	7/87	Acceleration sensor, Four-C, front left
6/67	Pump fuel leakage control, XC90	7/88	Acceleration sensor, Four-C, front right
6/69	Damper Motor Module (DMM), ventilation/floor/defroster	7/89	Acceleration sensor, Four-C, rear left
6/71	Valve speed-dependent power steering, XC90		
6/73	Coolant pump auxiliary heater V70		

List of components 3:6

7/91	Sensor steering wheel angle V70	7/201	Pressure and temperature sensor, gas
7/91	Sensor steering wheel angle XC90	7/204	Parking assistance sensor, front 5 LHD
7/93	Occupant Weight Sensor (OWS)	7/205	Parking assistance sensor, front 6 LHD
7/100	Inclination Sensor Module (ISM) V70	7/206	Parking assistance sensor, front 7 LHD
7/100	Inclination Sensor Module (ISM) XC90	7/207	Parking assistance sensor, front 8 LHD
7/103	Heated oxygen sensor 3	8/3	Electromagnetic clutch climate control system V70
7/105	Sensor ambient temperature engine control module V70	8/3	Electromagnetic clutch climate control system XC90
7/105	Sensor ambient temperature engine control module XC90	8/6-10	Injectors Diesel
7/108	Side impact sensor rear left V70	8/6-11	Injectors Gasoline
7/108	Side impact sensor rear left XC90	8/17	EGR valve, Diesel V70
7/109	Side impact sensor rear right V70	8/17	EGR valve, Diesel XC90
7/109	Side impact sensor rear right XC90	8/18	EVAP valve V70
7/110	Left-hand seat temperature sensor	8/18	EVAP valve XC90
7/111	Right-hand seat temperature sensor	8/19	Solenoid, variable valve time, inlet
7/115	Side impact sensor front left V70	8/20	Shock absorber, Four-C, front left
7/115	Side impact sensor front left XC90	8/21	Shock absorber, Four-C, front right
7/116	Side impact sensor front right V70	8/22	Shock absorber, Four-C, rear left
7/116	Side impact sensor front right XC90	8/23	Shock absorber, Four-C, rear right
7/118	Acceleration sensor, shock absorber, Four-C, front left	8/28	Turbo control valve V70
7/119	Acceleration sensor, shock absorber, Four-C, front right	8/28	Turbo control valve XC90
7/120	Angle sensor Four-C/Bi-Xenon rear left V70	8/30	Driver side airbag igniter
7/120	Angle sensor Four-C/Bi-Xenon rear left XC90	8/31	Igniter airbag passenger side V70
7/121	Angle sensor Four-C/Bi-Xenon rear right	8/31	Igniter airbag passenger side XC90
7/122	Mass Movement Sensor (MMS), front V70	8/32	Igniter airbag passenger side stage 2 V70
7/122	Mass Movement Sensor (MMS), front XC90	8/32	Igniter airbag passenger side stage 2, XC90
7/123	Sensor clutch pedal V70	8/33	Igniter belt tensioner front left V70
7/123	Sensor clutch pedal XC90	8/33	Igniter belt tensioner front left XC90
7/124	Sensor brake pedal V70	8/34	Igniter belt tensioner front right V70
7/124	Sensor brake pedal XC90	8/34	Igniter belt tensioner front right XC90
7/129	Brake pressure sensor 2 V70	8/36	Shift lock solenoid
7/129	Brake pressure sensor 2 XC90	8/37	Automatic transmission AW50
7/130	Sensor fuel level ejector side V70	8/37	Automatic transmission 4T65AWD
7/130	Sensor fuel level ejector side XC90	8/38	Gearshifting solenoid 1 AW50
7/131	Parking assistance sensor, rear 1	8/38	Gearshifting solenoid 1 4T65AWD
7/132	Parking assistance sensor, rear 2	8/39	Gearshifting solenoid 2 AW50
7/133	Parking assistance sensor, rear 3	8/39	Gearshifting solenoid 2 4T65AWD
7/134	Parking assistance sensor, rear 4	8/40	Lock-up solenoid AW50
7/135	Glass breakage sensor, left-hand	8/40	Lock-up solenoid 4T65AWD
7/136	Glass breakage sensor, right-hand	8/41	Pressure solenoid AW50
7/137	Glass breakage sensor, tailgate	8/41	Pressure solenoid 4T65AWD
7/139	Brake pressure sensor 1 V70	8/46	Activation unit DSTC V70
7/139	Brake pressure sensor 1 XC90	8/46	Activation unit DSTC XC90
7/143	Sensor fuel level pump side V70	8/51	Igniter side airbag front left V70
7/143	Sensor fuel level pump side XC90	8/51	Igniter side airbag front left XC90
7/149	Rain Sensor Module (RSM) V70	8/52	Igniter airbag front right V70
7/149	Rain Sensor Module (RSM) XC90	8/52	Igniter airbag front right XC90
7/153	Sensor, fuel level LPG	8/55	Rear left belt tensioner igniter
7/156	Pressure and temperature sensor CNG	8/56	Rear right belt tensioner igniter
7/156	Pressure and temperature sensor fuel	8/61	Driver side airbag igniter step 2
7/158	Mass Movement Sensor (MMS), rear	8/62	Igniter belt tensioner center rear V70
7/159	Air Quality Sensor (AQS)	8/62	Igniter belt tensioner center rear XC90
7/162	Pressure sensor fuel lines V70	8/64	Solenoid valve engine mounting, Diesel V70
7/162	Pressure sensor fuel lines XC90	8/64	Solenoid valve engine mounting, Diesel XC90
7/164	Body Sensor Cluster (BSC)	8/66	Igniter inflatable curtain left V70
7/165	Pressure and temperature sensor, intake manifold	8/66	Igniter inflatable curtain left XC90
7/172	Position sensor, camshaft, intake side	8/67	Igniter inflatable curtain right V70
7/173	Position sensor camshaft exhaust side Diesel	8/67	Igniter inflatable curtain right XC90
7/173	Position sensor camshaft exhaust side Gasoline	8/71	Throttle solenoid
7/175	Weight sensor passenger seat, seat belt reminder	8/72	Shift solenoid 3
7/178	RH front impact sensor	8/73	Shift solenoid 4
7/179	LH front impact sensor	8/74	Shift solenoid 5
		8/75	Valve, fuel cut-off DFCO
		8/76	Gas tank valve
		8/78	Oil pressure sensor
		8/79	Valve LPG
		8/81	Solenoid variable valve timing exhaust V70

List of components 4:6

8/81	Solenoid variable valve timing exhaust XC90	10/25	Ceiling light, cargo compartment
8/82	Solenoid variable turbo geometry, Diesel V70	10/29	Lighting glove compartment V70
8/82	Solenoid variable turbo geometry, Diesel XC90	10/29	Lighting glove compartment XC90
8/84	Switch, vacuum pump	10/43	Brake light right V70
8/85	Thermal switch and fuel filter heating V70	10/43	Brake light right XC90
8/85	Thermal switch and fuel filter heating XC90	10/44	Tail light 1 right V70
8/88	Solenoid, gas tank CNG rear	10/44	Tail light 1 right XC90
8/89	Solenoid, fuel tank CNG front left	10/45	Tail light 2 right V70
8/90	Solenoid, fuel tank CNG front right	10/46	Fog light rear right V70
8/94	Left-hand belt tensioner igniter, third row of seats	10/46	Fog light rear right XC90
8/95	Right-hand belt tensioner igniter, third row of seats	10/47	Right rear direction indicator V70
8/96	Left-hand inflatable curtain igniter, third row of seats	10/47	Right rear direction indicator XC90
8/97	Right-hand inflatable curtain igniter, third row of seats	10/48	Back-up light right V70
8/99	Igniter, steering column	10/48	Back-up light right XC90
8/111	Solenoid valve, high-pressure diesel	10/50	Brake light left V70
8/123	Igniter airbag driver side stage 3, XC90	10/50	Brake light left XC90
8/124	Igniter passenger side airbag stage 3, XC90	10/51	Tail light 1 left V70
8/134	Solenoid, reverse interlock, manual	10/51	Tail light 1 left XC90
9/1	Outlet 12V front V70	10/51	Tail light 2 left V70
9/1	Outlet 12V front XC90	10/52	Tail light 2 left V70
9/2	Heated rear window V70	10/53	Fog light rear left V70
9/2	Heated rear window XC90	10/53	Fog light rear left XC90
9/12	Seat Heater Module (SHM), left-hand	10/54	Left rear direction indicator V70
9/13	Seat Heater Module (SHM), right-hand	10/54	Left rear direction indicator XC90
9/16	Left-hand backrest heating element	10/55	Back-up light left V70
9/17	Right-hand backrest heating element	10/55	Back-up light left XC90
9/18	Left-hand seat heating element	10/64	High beam right V70
9/19	Right-hand seat heating element	10/64	High beam right XC90
9/25	Outlet 12V rear V70	10/65	Extra light front right V70
9/25	Outlet 12V rear XC90	10/65	Extra light front right XC90
9/30	Auxiliary heater V70	10/66	Low beam right V70
9/30	Auxiliary heater XC90	10/66	Low beam right XC90
9/32	PTC resistor - air preheating	10/68	High beam left V70
9/33	Left-hand heated door mirror	10/68	High beam left XC90
9/34	Right-hand heated door mirror	10/69	Extra light front left V70
10/1	Front left lamp housing V70	10/69	Extra light front left XC90
10/1	Front left lamp housing XC90	10/70	Low beam left V70
10/2	Front right lamp housing V70	10/70	Low beam left XC90
10/2	Front right lamp housing XC90	10/71	Side running light front left V70
10/3	License plate lighting V70	10/71	Side running light front left XC90
10/3	License plate lighting, XC90	10/72	Front ashtray lighting
10/5	Front left fog light V70	10/73	Side running light front right V70
10/5	Front left fog light XC90	10/73	Side running light front right XC90
10/6	Front right fog light V70	10/114	Lighting vanity mirror left V70
10/6	Front right fog light XC90	10/114	Lighting vanity mirror left XC90
10/11	Front left running/parking light V70	10/115	Lighting vanity mirror right V70
10/11	Front left running/parking light XC90	10/115	Lighting vanity mirror right XC90
10/12	Front right running/parking light V70	10/125	Courtesy lighting front left V70
10/12	Front right running/parking light XC90	10/125	Courtesy lighting front left XC90
10/13	Front left direction indicator V70	10/126	Courtesy lighting front right V70
10/13	Front left direction indicator XC90	10/126	Courtesy lighting front right XC90
10/14	Front right direction indicator V70	10/148	Lighting door mirror left V70
10/14	Front right direction indicator XC90	10/148	Lighting door mirror left XC90
10/15	Direction indicator left front fender V70	10/149	Lighting door mirror right V70
10/15	Direction indicator, left front door, XC90	10/149	Lighting door mirror right XC90
10/16	Direction indicator right front fender V70	10/150	Reading light rear V70
10/16	Direction indicator, right front door, XC90	10/150	Reading light rear XC90
10/17	Lamp housing rear right V70	10/151	Left-hand rear door switch lighting
10/17	Rear right lamp housing XC90	10/152	Right-hand rear door switch lighting
10/18	Rear left lamp housing V70	10/172	Reading light, third row of seats
10/18	Rear left lamp housing XC90	10/173	Cargo compartment lighting, tailgate
10/19	Extra brake light V70	10/218	Remote start indicator light
10/19	Extra brake light XC90	11A	Main fuses in engine compartment fuse box
		11B	Main fuses in fuse box engine compartment V70
		11B	Main fuses in fuse box engine compartment XC90
		11C	Fuses in fuse box passenger compartment V70

List of components 5:6

11C	Fuses in fuse box passenger compartment XC90	16/81A	TV display, LH head restraint
11E	Main fuses at battery V70	16/81B	TV display, RH head restraint
11E	Main fuses at battery XC90	16/81	TV display, accessory
11F	Fuses in cargo compartment auxiliary fuse box	16/82	DVD-player
15/30	Connecting rail to 15/31	16/82	DVD-player accessory
15/31_A1	Engine compartment distribution box	16/93	Control module, cellular telephone handsfree, V70
15/31_C1	Engine compartment distribution box	16/93	Control module handsfree cellular telephone XC90
15/31_C2	Engine compartment distribution box	16/94	Infotainment Control Module (ICM)
15/31_C3	Engine compartment distribution box	16/105	Audio Module (AUD)
15/31_C4	Engine compartment distribution box	16/106	Control module, CD player (MP2)
15/31_C5	Engine compartment distribution box	16/107	Control module, MD player (MP1)
15/31_C6	Engine compartment distribution box	16/108	Multimedia module (MMM)
16/1	Audio Module (AUM)	16/110	Antenna control module (ATM)
16/2	Amplifier	16/111	Socket, rear left headphones
16/3	Speaker front door right V70	16/112	Socket, rear right headphones
16/3	Speaker front door right XC90	16/122	Rear Audio Separation module (RAS)
16/4	Speaker front door left V70	16/123	External equipment socket (AUX)
16/4	Speaker front door left XC90	16/124	Rear Seat Entertainment module (RSE)
16/5	Speaker rear door right V70	16/125	IR transmitter
16/5	Speaker rear door right XC90	16/126	Holder handsfree cellular telephone V70
16/6	Speaker rear door left V70	16/126	Holder handsfree cellular telephone XC90
16/6	Speaker rear door left XC90	16/127	Microphone handsfree cellular telephone V70
16/10	Horn 1 V70	16/127	Microphone handsfree cellular telephone XC90
16/10	Horn 1 XC90	17/13	Data link connector V70
16/11	Horn 2 V70	17/13	Data link connector XC90
16/15	CD changer	17/17	Auxiliary start connection V70
16/16	LH window antenna amplifier 1	17/17	Auxiliary start connection XC90
16/26	Speaker dashboard center V70	17/19	Outlet 12 V cargo compartment V70
16/26	Speaker dashboard center XC90	17/19	Outlet 12 V cargo compartment XC90
16/35	Siren Control Module (SCM) V70	17/37	4-pin outlet, tow hitch cable harness V70
16/35	Siren Control Module (SCM) XC90	17/37	4-pin outlet, tow hitch cable harness XC90
16/36	TV receiver V70	17/38	7-pin outlet, tow hitch cable harness V70
16/45	Road Traffic Information (RTI)	17/38	7-pin outlet, cable harness tow hitch XC90
16/46	RTI display V70	17/38	EU/OS
16/46	Multimedia display, XC90	17/38	7-pin outlet, cable harness tow hitch XC90 USA
16/47	GPS antenna RTI	17/39	13-pin outlet, tow hitch cable harness V70
16/50	Left-hand rear window antenna	17/39	13-pin outlet, tow hitch cable harness XC90
16/54	Right-hand rear window antenna	18/4	Contact reel V70
16/55	Treble speaker front door left V70	18/4	Contact reel XC90
16/55	Treble speaker front door left XC90	20/3-8	Spark plug and ignition coil
16/56	Treble speaker front door right V70	20/16	Capacitor
16/56	Treble speaker front door right XC90	20/22-26	Glow plug
16/57	Speaker D-pillar left V70	26/4	Converter cable harness tow hitch V70
16/57	Speaker D-pillar left XC90	26/4	Converter cable harness tow hitch XC90
16/58	Speaker D-pillar right V70	31/1	Ground connection, Right MacPherson strut tower, V70
16/58	Speaker D-pillar right XC90	31/1	Ground connection, Right MacPherson strut tower, XC90
16/59	Antenna, remote control	31/2	Ground connection, Left MacPherson strut tower, V70
16/60	Phone Module (PHM) V70	31/2	Ground connection, Left MacPherson strut tower, XC90
16/60	Phone Module (PHM) XC90	31/4	Ground connection, Engine
16/62	Hand unit cellular telephone V70	31/6	Ground connection, A-pillar left side, V70
16/62	Hand unit cellular telephone XC90	31/6	Ground connection, A-pillar left side, XC90
16/63	GPS antenna, cellular telephone	31/10	Ground connection, A-pillar right side, V70
16/64	Antenna cellular telephone V70	31/10	Ground connection, A-pillar right side, XC90
16/64	Antenna cellular telephone XC90	31/44	Ground connection, Left side member lower engine compartment V70
16/65	Antenna ring/lighting ignition V70	31/44	Ground connection, Left side member lower engine compartment XC90
16/65	Antenna ring/lighting ignition XC90	31/46	Ground connection, Rear seat riser left side, V70
16/67	Amplifier antenna, bumper		
16/68	Antenna, bumper		
16/71	Window antenna amplifier 1 right		
16/73	Window antenna amplifier 2 left		
16/74	Window antenna amplifier 2 right		
16/77	Microphone cellular telephone V70		
16/77	Microphone cellular telephone XC90		
16/78	Speaker, cellular telephone		
16/79	Bass speaker, V70		
16/79	Subwoofer Module (SUB) XC90		

List of components 6:6

31/46	Ground connection, Rear seat riser left side, XC90	54/7	Connector
31/47	Ground connection, Rear seat riser right side, V70	54/8	Connector
31/47	Ground connection, Rear seat riser right side, XC90	54/9	Connector
31/48	Ground connection, Rear seat riser right side, V70	54/10	Connector
31/48	Ground connection, Rear seat riser right side, XC90	54/11	Connector
31/53	Ground connection, Firewall, V70	54/12	Connector V70
31/53	Ground connection, Firewall, XC90	54/12	Connector XC90
31/66	Ground connection, Front seat riser left side, V70	54/13	Connector
31/66	Ground connection, Front seat riser left side, XC90	54/14	Connector
31/67	Ground connection, Front seat riser right side, V70	54/16	Connector
31/67	Ground connection, Front seat riser right side, XC90	54/20	Connector
31/70	Ground connection, Left side member lower engine compartment, V70	54/21	Connector
31/70	Ground connection, Left side member lower engine compartment, XC90	54/22	Connector V70
31/72	Ground connection, Cargo compartment, V70	54/22	Connector XC90
31/72	Ground connection, Cargo compartment, XC90	54/23	Connector V70
31/73	Ground connection, Rear seat riser right side, V70	54/23	Connector XC90
31/73	Ground connection, Rear seat riser right side, XC90	54/24	Connector
31/83	Ground connection, A-pillar left side, V70	54/25	Connector
31/83	Ground connection, A-pillar left side, XC90	54/32	Connector
31/84	Ground connection, A-pillar right side, V70	54/34	Connector
31/84	Ground connection, A-pillar right side, XC90	54/35	Connector
31/88	Ground connection, Engine ignition coil group 1	54/36	Connector
31/89	Ground connection, Engine ignition coil group 2	54/36	Connector V70
31/91	Ground connection, Engine	54/36	Connector XC90
31/93	Ground connection, Left MacPherson strut tower, V70	54/39	Connector
31/93	Ground connection, Left MacPherson strut tower, XC90	54/40B	Connector
31/94	Ground connection, Right MacPherson strut tower, V70	54/40C	Connector
31/94	Ground connection, Right MacPherson strut tower, XC90	54/40D	Connector
31/95	Ground connection, Left MacPherson strut tower, V70	54/43	Connector
31/95	Ground connection, Left MacPherson strut tower, XC90	54/43B	Connector
31/96	Ground connection, Right MacPherson strut tower, V70	54/50	Connector V70
31/96	Ground connection, Right MacPherson strut tower, XC90	54/50	Connector XC90
31/98	Ground connection, Windshield member upper, V70	54/53	Connector
31/98	Ground connection, Windshield member upper, XC90	54/54	Connector
31/99	Ground connection, Side window left	54/55	Connector
31/102	Ground connection, Front member, V70	54/56	Connector
31/102	Ground connection, Front member, XC90	54/66.1	Connector
31/118	Ground connection, Between front seats under the armrest	54/66.2	Connector
31/120	Ground connection, Cargo compartment, V70	54/74	Connector
31/120	Ground connection, Cargo compartment, XC90	54/74B	Connector
54/1	Connector	54/98	Connector
54/3.1	Connector	54/106	Connector
54/3.2	Connector	54/107	Connector
54/4	Connector	54/109	Connector
		54/112	Connector
		54/113	Connector
		54/117	Connector
		54/122	Connector
		54/132	Connector
		54/274	Connector
		54/ 275	Connector
		54/303	Connector
		54/1300	Connector V70
		54/1300	Connector XC90
		54/1400	Connector V70
		54/1400	Connector XC90
		4X/78	Connector, original car interface
		9X/25	Connector, original car interface
		16X/1	Connector, original car interface
		16X/45	Connector, original car interface
		16X/57	Connector, original car interface
		16X/58	Connector, original car interface
		16X/105	Connector, original car interface
		54X/no.	Connector, original car interface
		A1	Connecting rail to 15/31
		C1-6	Connecting rail to 15/31

TP 3977202 (US English). Printed in Sweden, Gothenburg 08-2004